



US00D594753S

(12) **United States Design Patent**
Eadicicco et al.

(10) **Patent No.:** **US D594,753 S**
(45) **Date of Patent:** **** Jun. 23, 2009**

(54) **BLISTER CARD**
(75) Inventors: **John Stephen Eadicicco**, West Chester, OH (US); **Beth Waggoner Russell**, Goshen, OH (US)
(73) Assignee: **The Procter & Gamble Company**, Cincinnati, OH (US)

6,516,949 B2 2/2003 Fuller et al.
6,973,371 B1 12/2005 Benouali
7,000,769 B2 2/2006 Killinger
7,093,716 B2 8/2006 Intini
7,175,044 B2 2/2007 Benktzon et al.
D548,620 S * 8/2007 Ferguson et al. D9/732
D549,111 S * 8/2007 Ferguson et al. D9/732
2003/0111379 A1 6/2003 Intini

(**) Term: **14 Years**
(21) Appl. No.: **29/293,868**
(22) Filed: **Dec. 14, 2007**

FOREIGN PATENT DOCUMENTS

EM 000402045.0001 9/2005
GB 2 380 728 A 4/2003
WO WO000044500.0002 9/1998
WO WO 01/02265 A1 1/2001
WO WO 06/023643 A3 3/2006

(51) **LOC (9) Cl.** **09-01**
(52) **U.S. Cl.** **D9/732**
(58) **Field of Classification Search** D9/414,
D9/415, 417, 730, 732, 737, 756-760; D3/201,
D3/203.1, 203.2, 203.3; 206/232, 461, 531,
206/532, 538, 539, 820; 222/94, 129
See application file for complete search history.

* cited by examiner

Primary Examiner—Stella M. Reid
Assistant Examiner—Shanda C Hill
(74) *Attorney, Agent, or Firm*—Vladimir Vitenberg

(56) **References Cited**

(57) **CLAIM**

The ornamental design for a blister card, as shown and described.

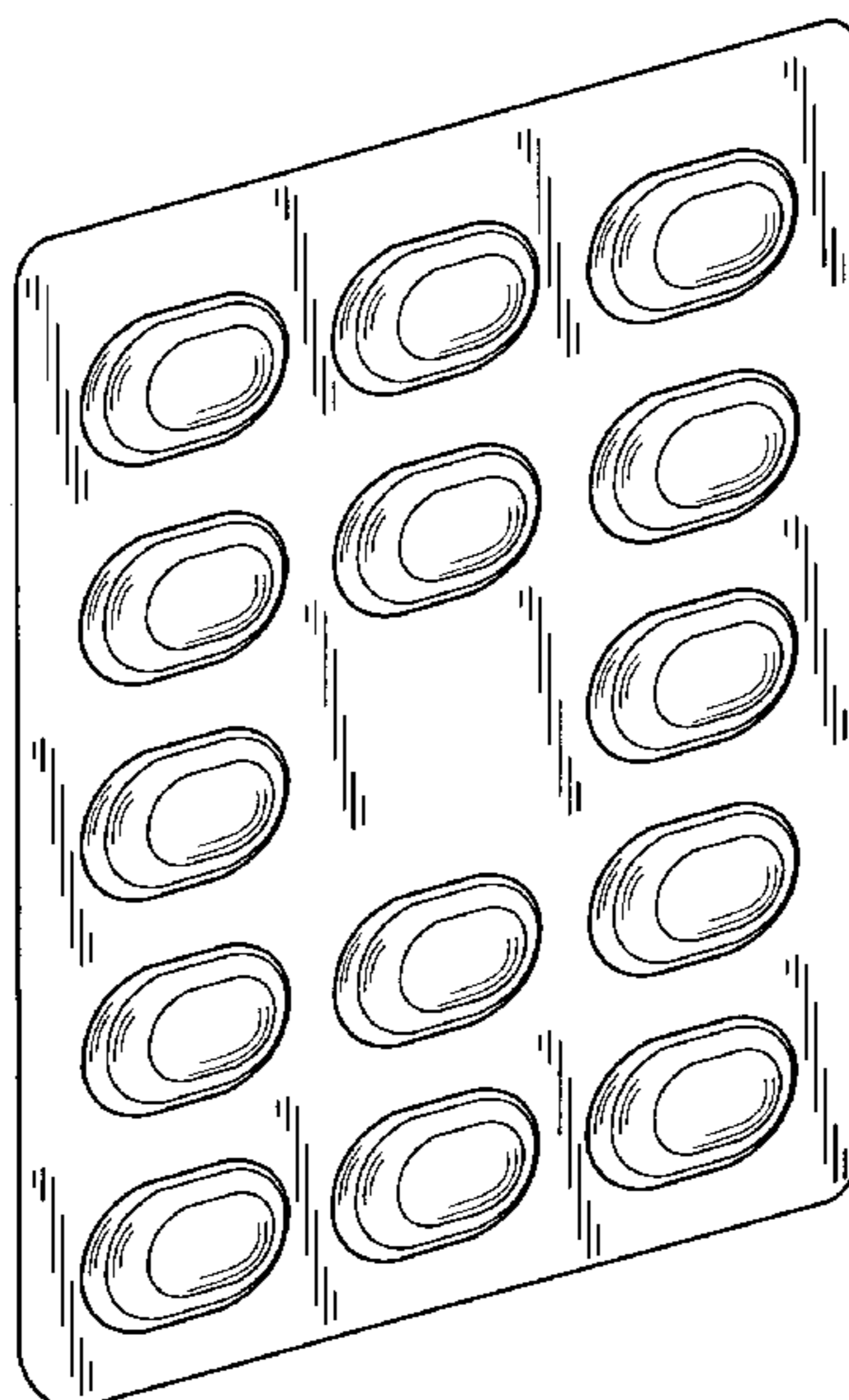
U.S. PATENT DOCUMENTS

DESCRIPTION

4,231,477 A * 11/1980 De Felice 206/532
D262,190 S * 12/1981 Stanton D9/415
4,340,141 A * 7/1982 Fischer 206/531
4,889,236 A * 12/1989 Bartell et al. 206/531
D357,178 S * 4/1995 Shaw D3/203.3
D359,900 S * 7/1995 Hawthorne D9/732
D387,977 S * 12/1997 Kallgren D9/732
6,024,222 A 2/2000 Friberg et al.
6,219,997 B1 4/2001 Friberg et al.
D444,379 S * 7/2001 Assargren et al. D9/732
6,253,920 B1 7/2001 Kallgren
D454,781 S * 3/2002 Assargren et al. D9/732
6,352,158 B1 3/2002 Cole-Bennett et al.
D455,344 S * 4/2002 Assargren et al. D9/732

FIG. 1 is a perspective view of a blister card showing our new design;
FIG. 2 is a front view thereof;
FIG. 3 is a back view thereof;
FIG. 4 is a left-side view thereof;
FIG. 5 is a right-side view thereof;
FIG. 6 is a top view thereof; and,
FIG. 7 is a bottom view thereof.

1 Claim, 7 Drawing Sheets



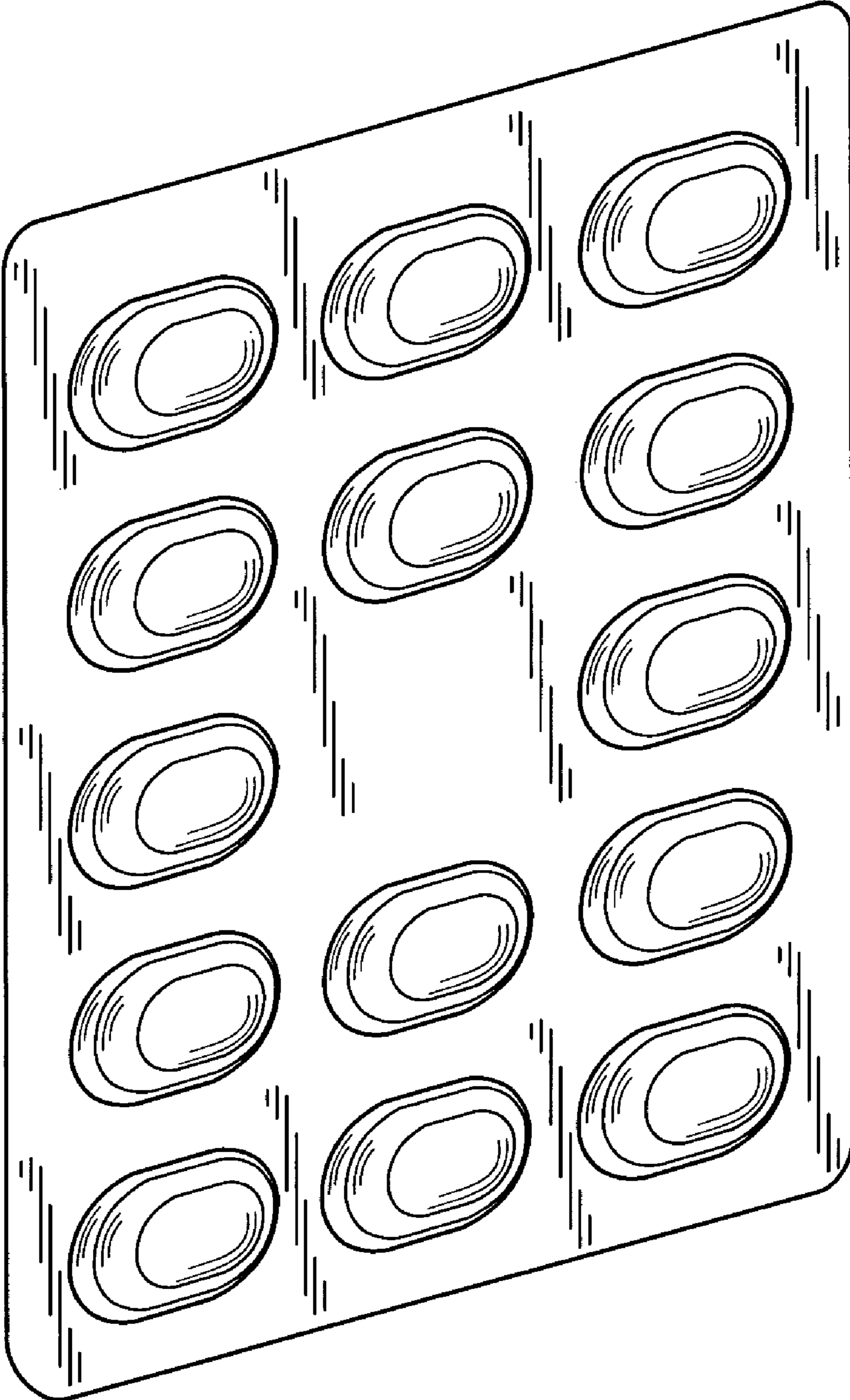


FIG. 1

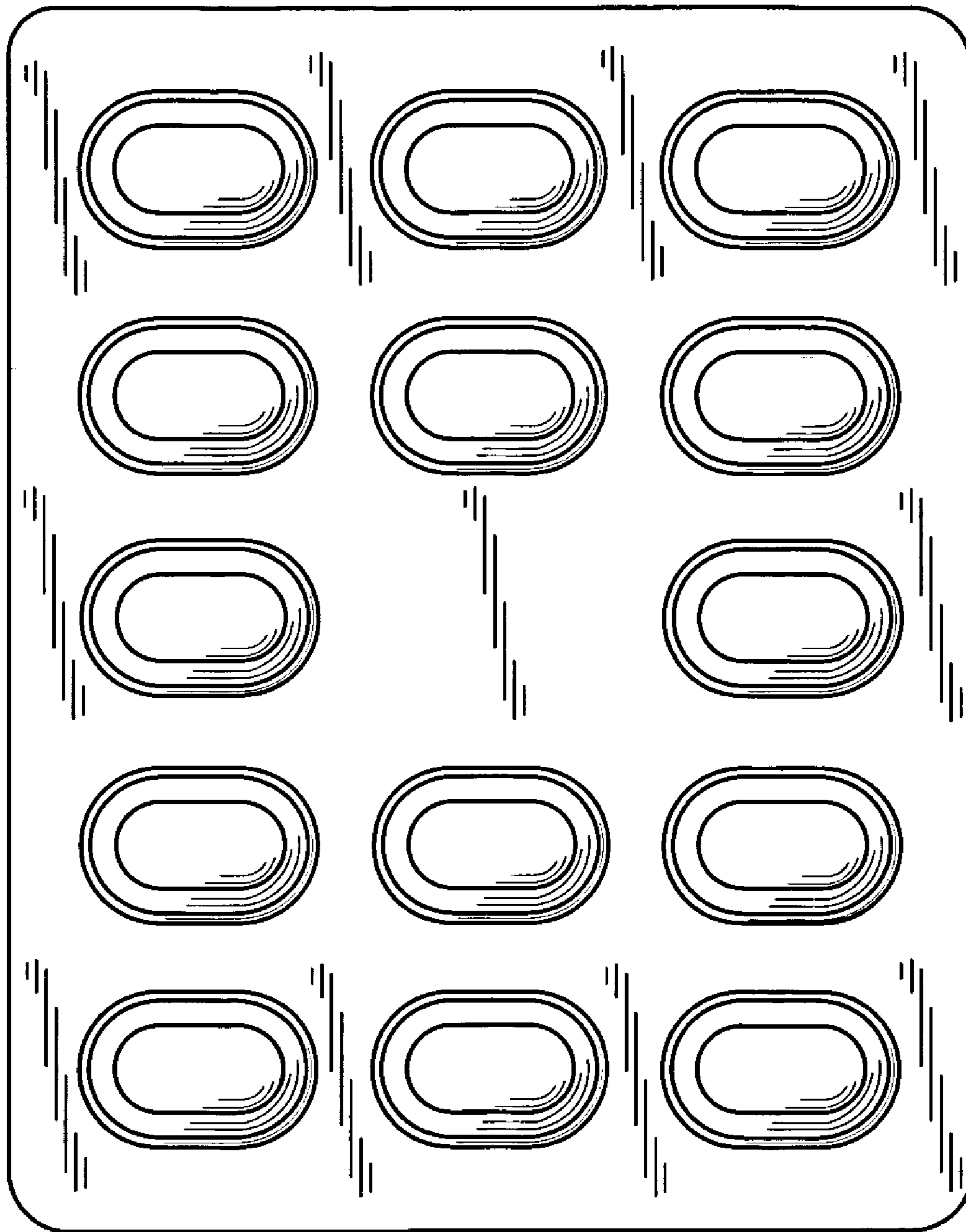


FIG. 2




FIG. 3



FIG. 4



FIG. 5




FIG. 6

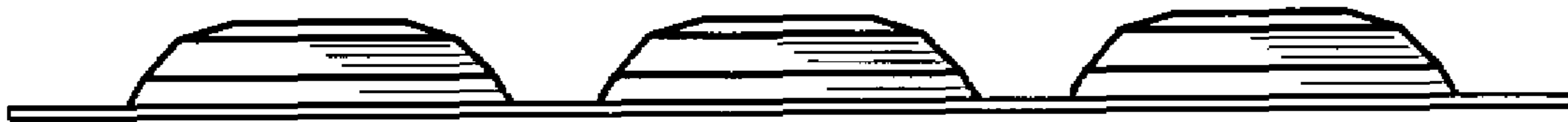


FIG. 7