



US00D594746S

(12) **United States Design Patent**
Moretti

(10) **Patent No.:** **US D594,746 S**
(45) **Date of Patent:** **** Jun. 23, 2009**

(54) **AEROSOL DISPENSER CAP WITH A
REMOVABLE COVER**

(75) Inventor: **Matteo Moretti**, Crema (IT)

(73) Assignee: **Lumson, S.p.A.**, Capergnanica
(Cremona) (IT)

(**) Term: **14 Years**

(21) Appl. No.: **29/324,667**

(22) Filed: **Sep. 17, 2008**

Related U.S. Application Data

(62) Division of application No. 29/302,342, filed on Jan.
15, 2008.

(30) **Foreign Application Priority Data**

Jul. 18, 2007 (EM) 000758743

(51) **LOC (9) Cl.** **09-07**

(52) **U.S. Cl.** **D9/445; D9/448**

(58) **Field of Classification Search** D9/754,
D9/753, 752, 741, 728, 724, 697, 695, 529,
D9/524, 516, 454, 447, 445, 444, 442, 443,
D9/440, 439, 435, 434, 441, 686-693, 448,
D9/438; D7/679, 590-597, 511, 510, 401.1,
D7/398; 241/169, 169.1, 168; 229/906.1;
222/567, 566, 545, 482, 480, 356, 151, 149,
222/142.1-142.9, 635, 494, 491; 220/713,
220/254.1, 703.269, 200, 234, 295, 304,
220/310.1, 378, 795, 804, 849, DIG. 19,
220/DIG. 4, DIG. 7, 915; D23/260, 259;
215/200, 231, 234, 364, DIG. 1; D24/216,
D24/222, 224, 231; D19/57, 43; D28/7,
D28/57

See application file for complete search history.

(56) **References Cited**

U.S. PATENT DOCUMENTS

D310,723 S * 9/1990 Su D24/110

D376,103 S * 12/1996 Knickerbocker D9/448
D407,313 S * 3/1999 Wadsworth et al. D9/448
D414,696 S * 10/1999 Sayers D9/448
D441,654 S * 5/2001 Sayers D9/448
D455,960 S * 4/2002 Dobbs et al. D9/448
D457,429 S * 5/2002 Walters D9/448
D479,995 S * 9/2003 Duceppe D9/444
D488,380 S * 4/2004 Dobbs et al. D9/448
D511,095 S * 11/2005 Auer D9/448
D515,421 S * 2/2006 Rossignol D9/448
D523,748 S * 6/2006 Witkowski et al. D9/448
D532,692 S * 11/2006 Cornet et al. D9/448
D547,183 S * 7/2007 Cornet et al. D9/448
D547,654 S * 7/2007 Cornet et al. D9/448
D551,077 S * 9/2007 Bloc D9/448

* cited by examiner

Primary Examiner—Susan Bennett Hattan

(74) *Attorney, Agent, or Firm*—Cozen O'Connor

(57) **CLAIM**

I claim the ornamental design for an aerosol dispenser cap with a removable cover, as shown and described.

DESCRIPTION

FIG. 1 illustrates a front perspective view of an aerosol dispenser cap with a removable cover showing my new design;

FIG. 2 illustrates a front view of an aerosol dispenser cap with a removable cover showing my new design;

FIG. 3 illustrates a side view of an aerosol dispenser cap with a removable cover showing my new design;

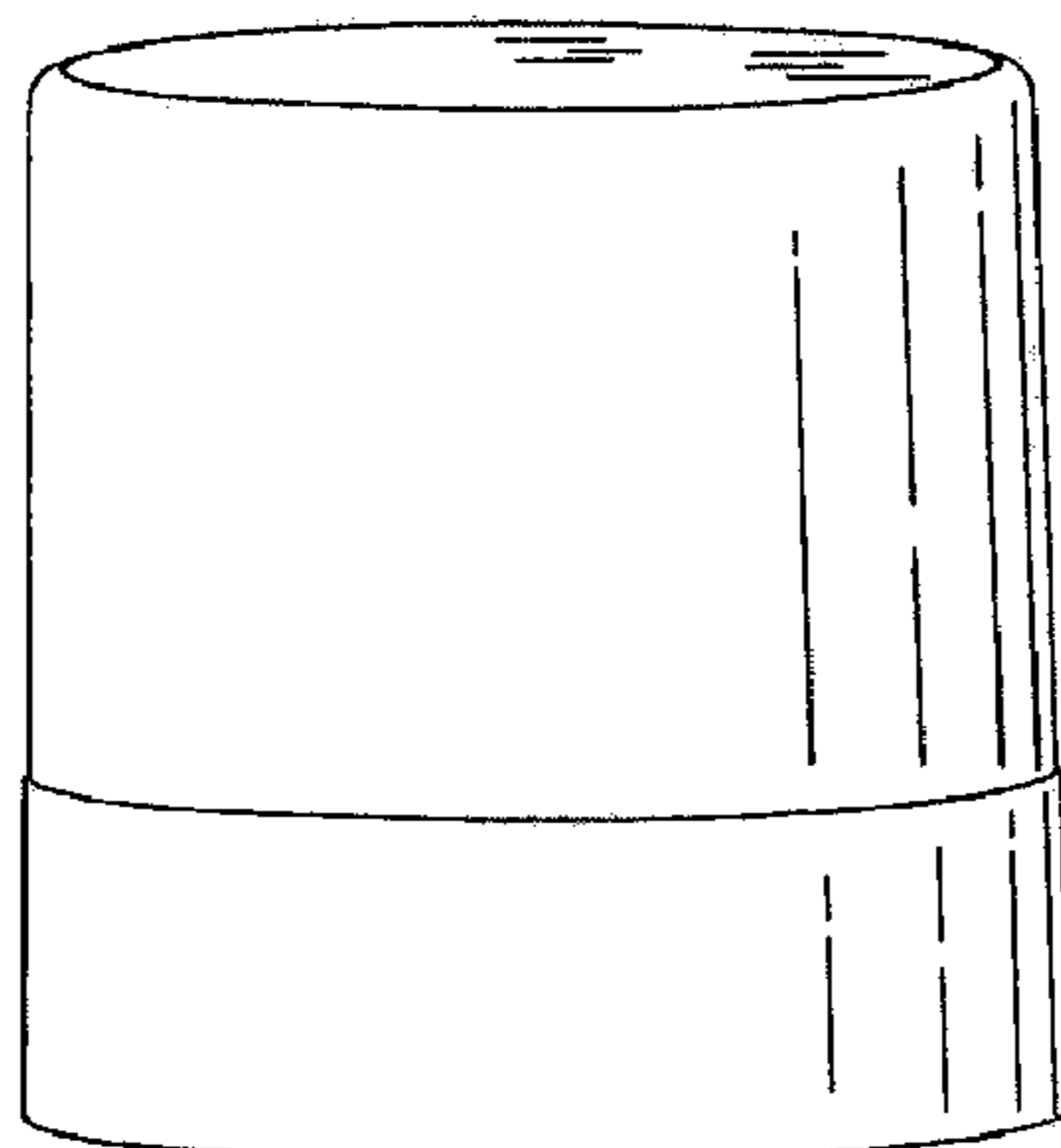
FIG. 4 illustrates a top view of an aerosol dispenser cap with a removable cover showing my new design;

FIG. 5 illustrates a bottom view of an aerosol dispenser cap with a removable cover showing my new design; and,

FIG. 6 illustrates a front perspective view of an aerosol dispenser cap with a removable cover showing my new design, wherein the cover has been removed.

The broken lines in the drawings depict environmental subject matter only and form no part of the claimed design.

1 Claim, 3 Drawing Sheets



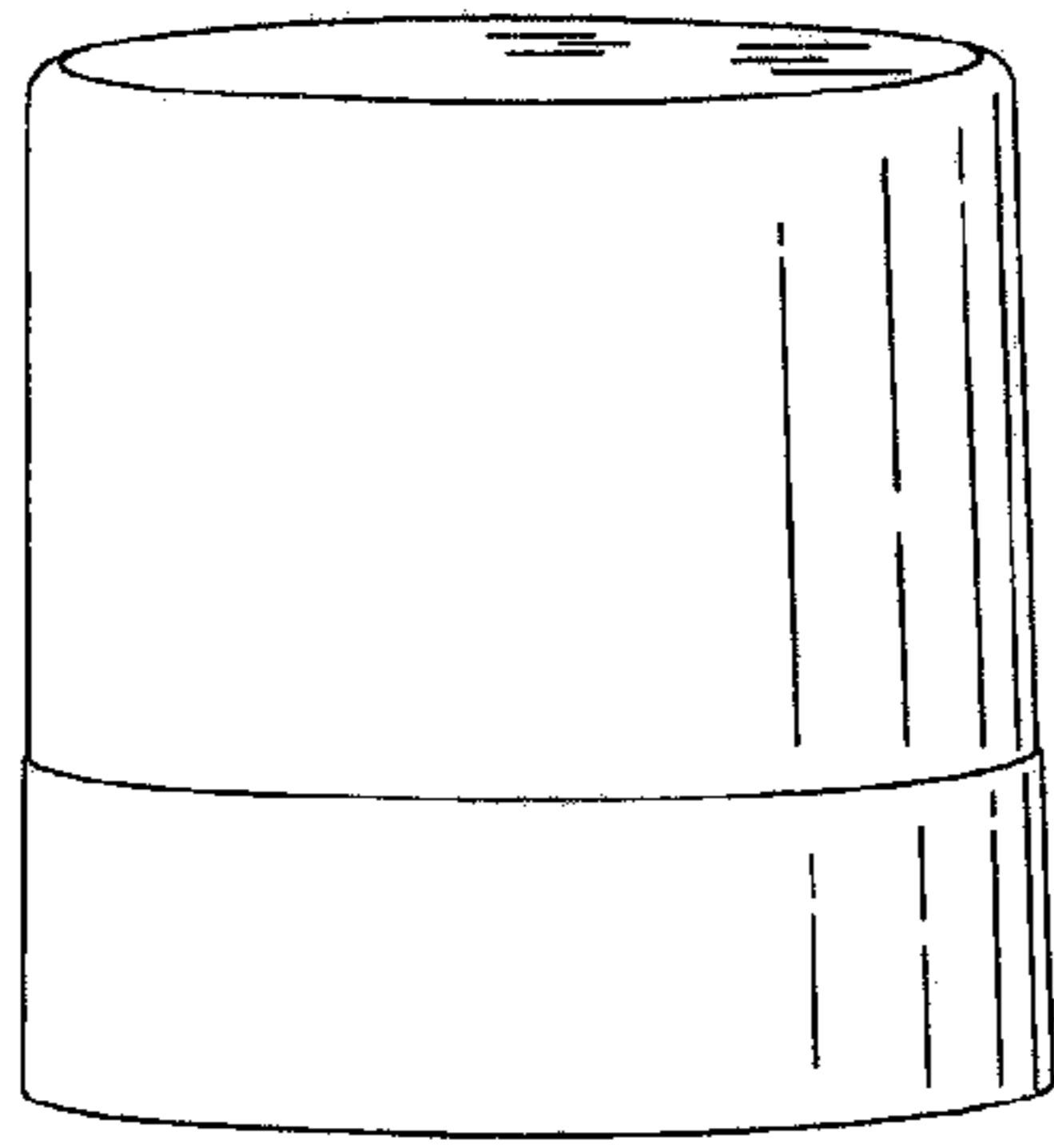


Fig. 1

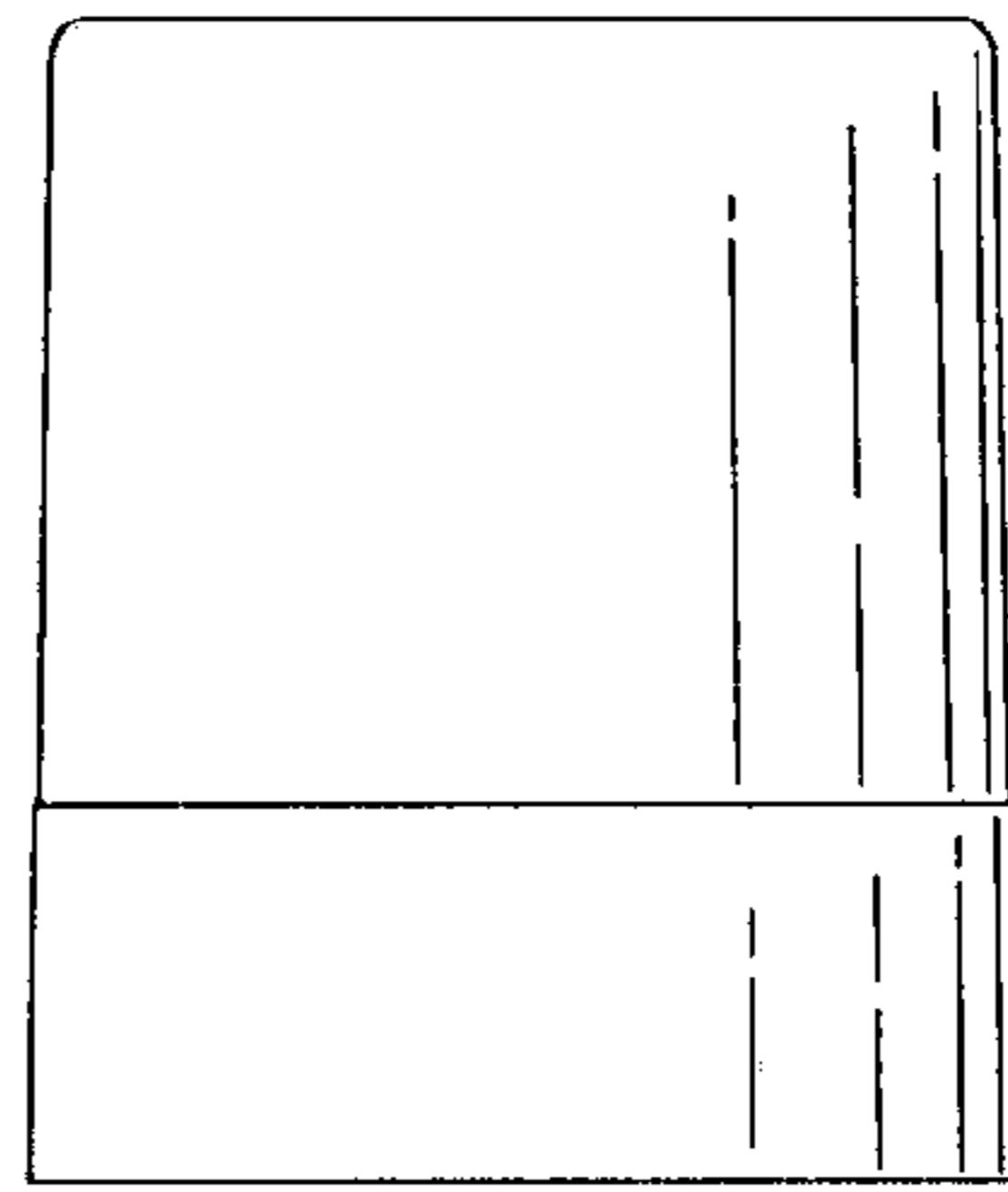


Fig. 2

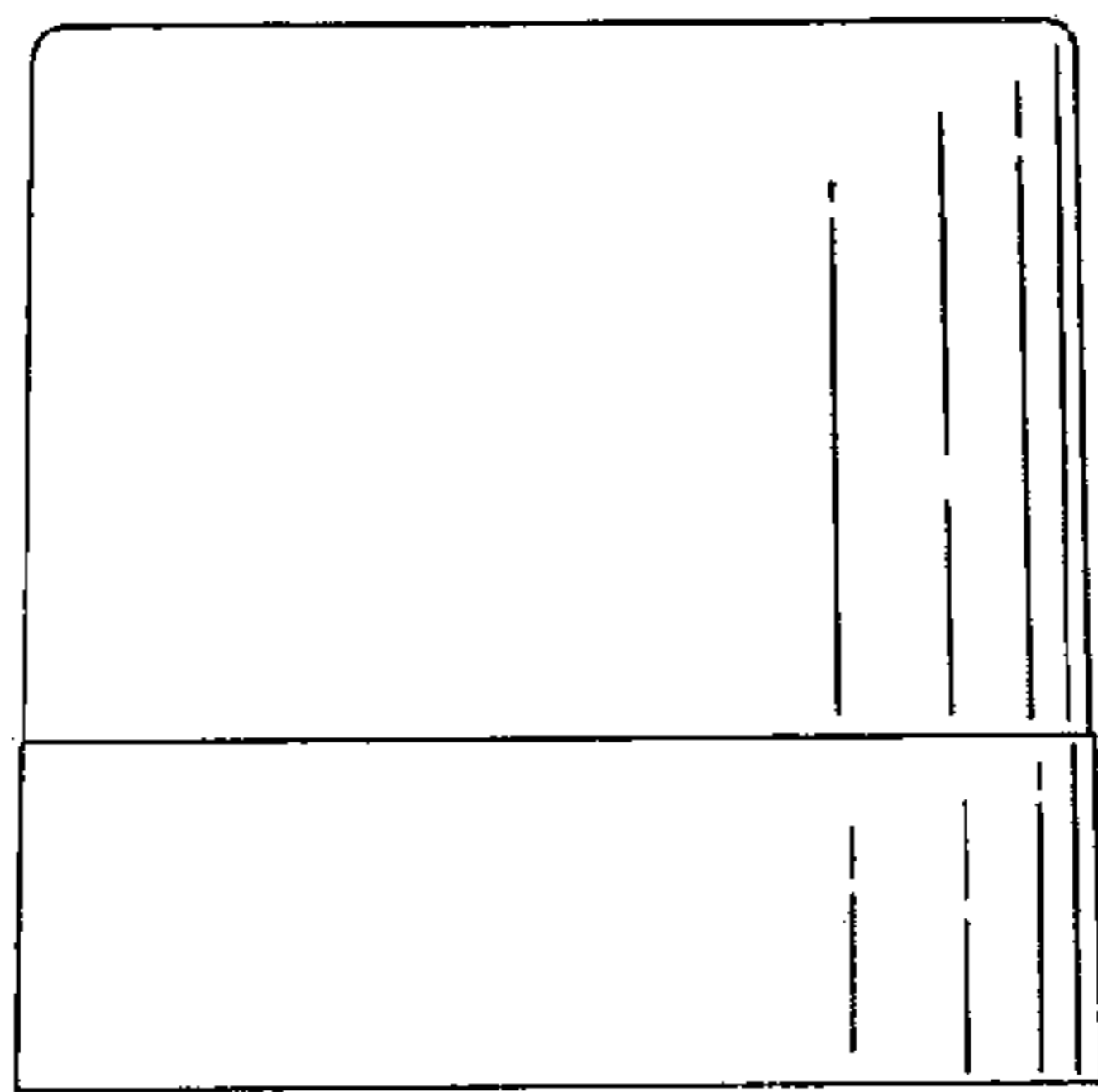


Fig. 3

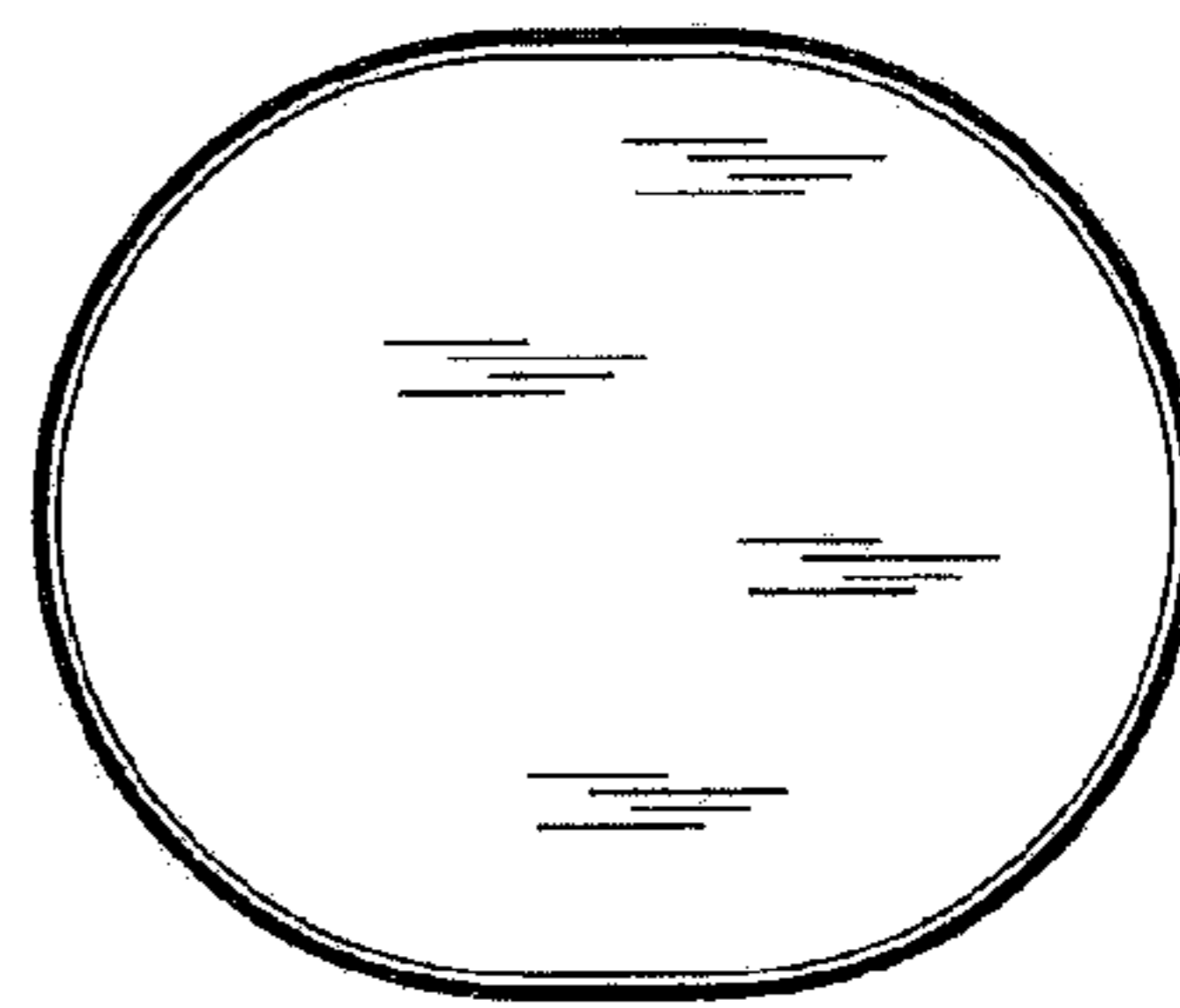


Fig. 4

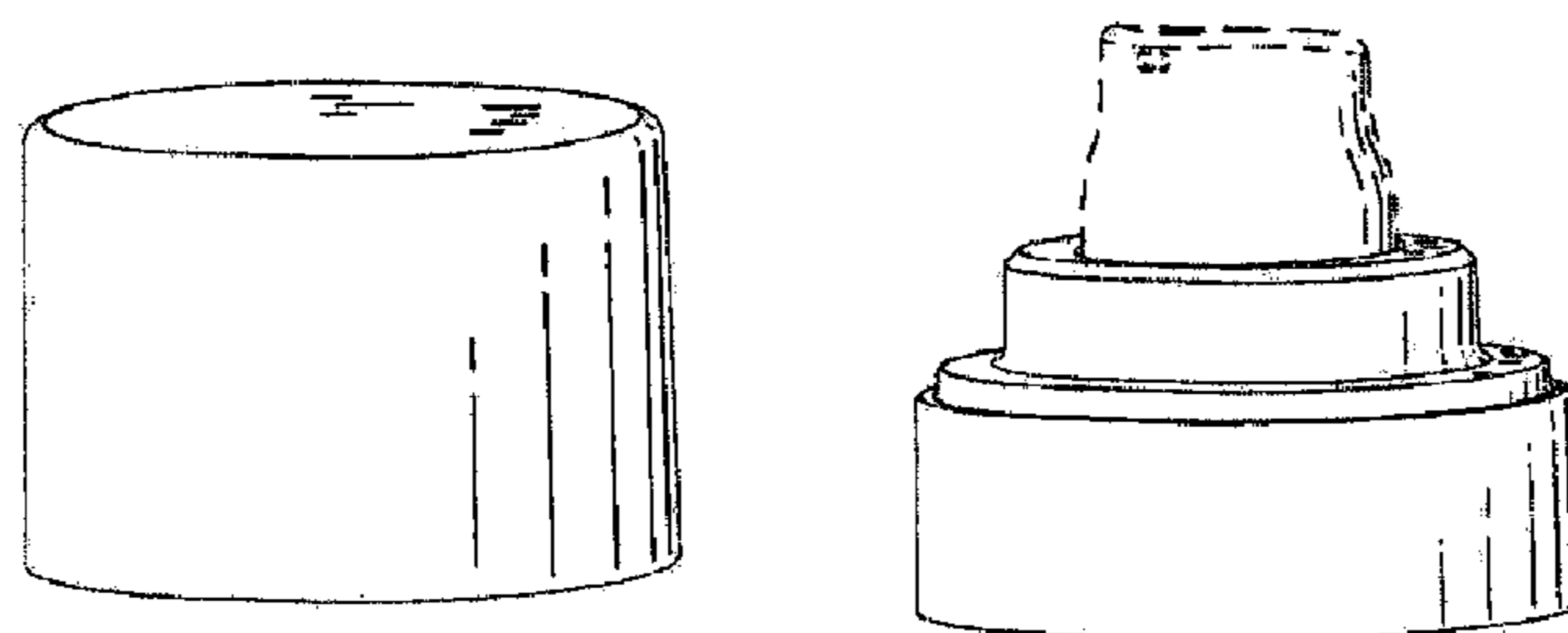


Fig. 5

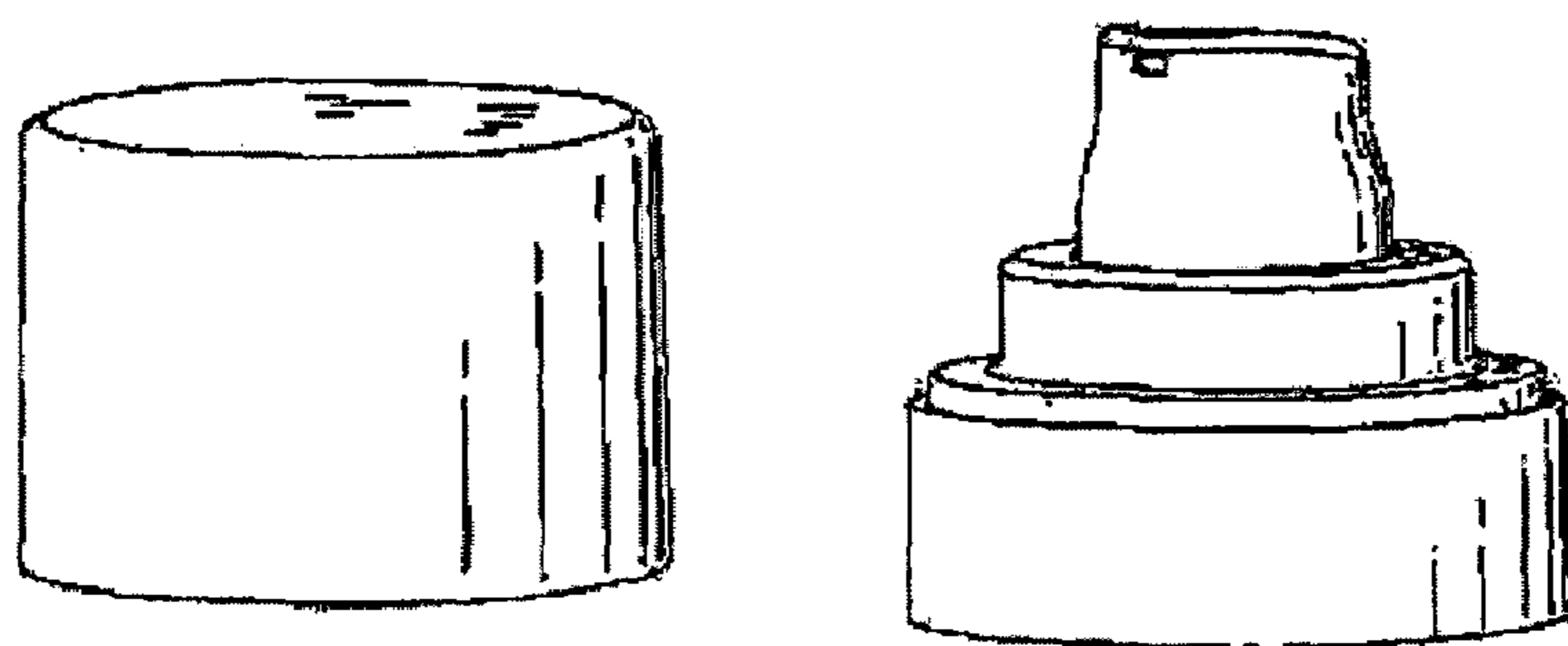


FIG. 6