



US00D594741S

(12) **United States Design Patent**
Bracey

(10) **Patent No.:** **US D594,741 S**
(45) **Date of Patent:** **** Jun. 23, 2009**

(54) **WINDOW FOR A PACKAGE**

DESCRIPTION

(75) Inventor: **Emma Sherras Bracey**, Cincinnati, OH (US)

(73) Assignee: **The Procter & Gamble Company**, Cincinnati, OH (US)

(**) Term: **14 Years**

(21) Appl. No.: **29/297,197**

(22) Filed: **Nov. 6, 2007**

(51) **LOC (9) Cl.** **09-03**

(52) **U.S. Cl.** **D9/418; D9/434**

(58) **Field of Classification Search** D9/414-424, D9/426, 428, 430-434, 450, 454, 500-503, D9/520-525, 542, 715, 719, 737, 759, 776-777; D7/354, 505, 538, 540, 541-542, 545, 550.1, D7/560, 565, 584, 586-587, 602, 629, 667; 220/4.23-4.24, 23.86, 253, 254.2-254.7, 220/351, 507, 524, 574, 574.3, 776, 780-781, 220/791-793, 825, 835, 839; 206/39, 45.24, 206/461, 501-509, 512, 538, 533-534, 771, 206/806; 229/123.2-123.3, 125.13-125.14; 428/34.1, 35.7, 36.5-36.8; D30/101, 129; 16/429; D28/76, 83; D3/294, 298, 901
See application file for complete search history.

(56) **References Cited**

U.S. PATENT DOCUMENTS

D30,089 S * 1/1899 Zuck D9/418
D117,709 S * 11/1939 Campbell D9/418

(Continued)

Primary Examiner—Philip S Hyder
Assistant Examiner—Susan E Krakower
(74) *Attorney, Agent, or Firm*—Jason J. Camp

(57) **CLAIM**

The ornamental design for a window for a package, as shown and described.

FIG. 1 is a perspective view of a first embodiment of a window for a package showing my new design;

FIG. 2 is a front side view of the window for a package as shown in FIG. 1;

FIG. 3 is a back side view of the window for a package as shown in FIG. 1;

FIG. 4 is a right side view of the window for a package as shown in FIG. 1;

FIG. 5 is a left side view of the window for a package as shown in FIG. 1;

FIG. 6 is a top view of the window for a package as shown in FIG. 1;

FIG. 7 is a bottom view of the window for a package as shown in FIG. 1;

FIG. 8 is perspective view of a second embodiment of a window for a package showing my new design;

FIG. 9 is a front side view of the window for a package as shown in FIG. 8;

FIG. 10 is a back side view of the window for a package as shown in FIG. 8;

FIG. 11 is a right side view of the window for a package as shown in FIG. 8;

FIG. 12 is a left side view of the window for a package as shown in FIG. 8;

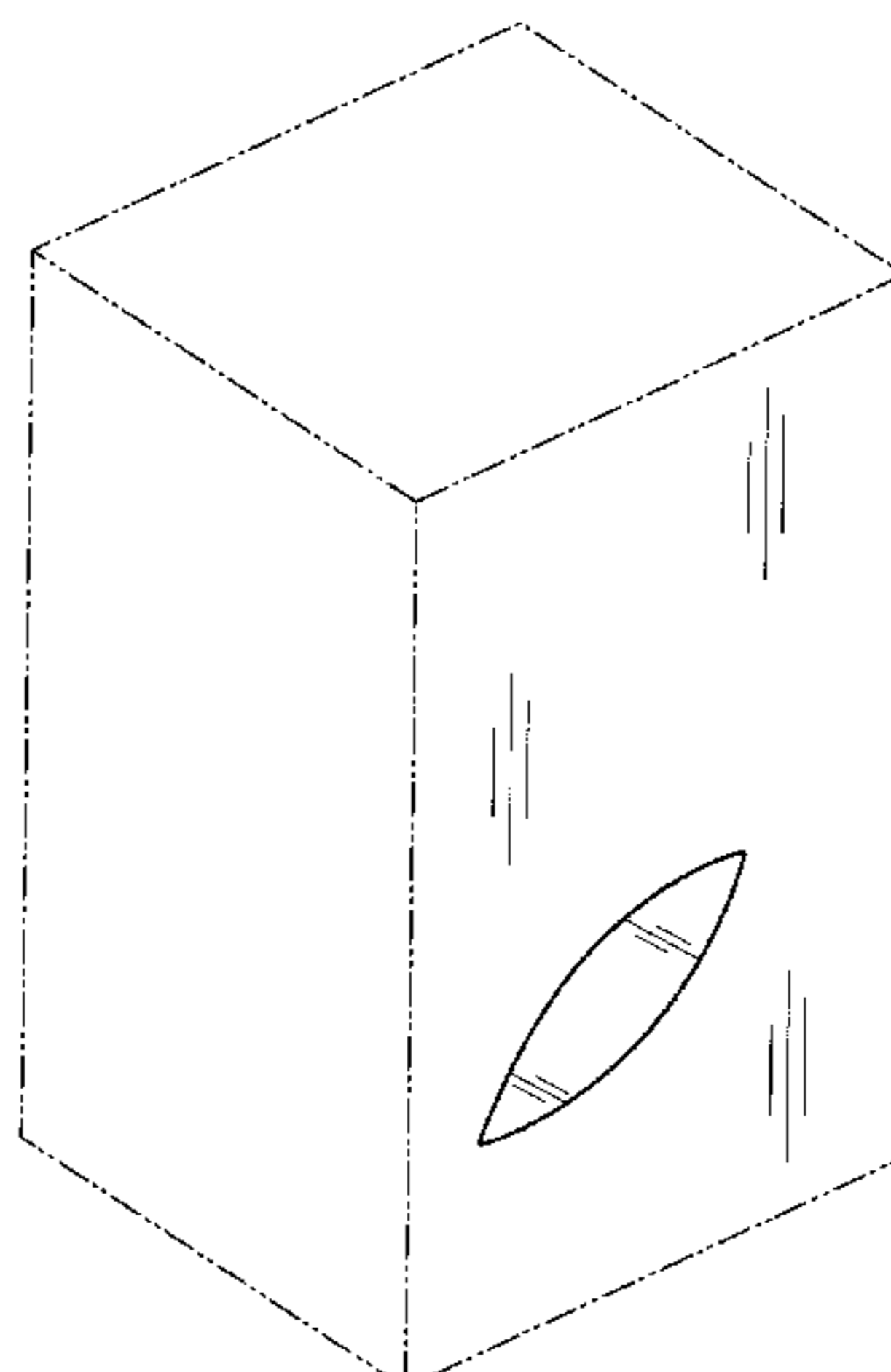
FIG. 13 is a top view of the window for a package as shown in FIG. 8; and,

FIG. 14 is a bottom view of the window for a package as shown in FIG. 8.

The broken lines in FIGS. 1, 2, 8 and 9 adjoining the front surface illustrate the boundary of the portion of the front surface that is claimed and form no part of the claimed design.

The broken lines showing the rear, top, bottom and sides of the package illustrate environmental structure and form no part of the claimed design.

1 Claim, 8 Drawing Sheets



US D594,741 S

Page 2

U.S. PATENT DOCUMENTS

D202,920 S *	11/1965	Muesing	D6/518	5,687,875 A *	11/1997	Watts et al.	221/45
3,257,028 A *	6/1966	Metzger	221/63	D446,717 S *	8/2001	Lancaster et al.	D9/418
D231,201 S *	4/1974	Bonfitto	D9/418	D458,413 S *	6/2002	Boilen	D28/76
D252,258 S *	7/1979	Roccaforte	D9/418	D474,401 S *	5/2003	Chiang	D9/418
D272,805 S *	2/1984	Johnsen	D9/415	D540,163 S *	4/2007	Claussen	D9/418
D275,837 S *	10/1984	Poelvoorde	D9/418	D543,114 S *	5/2007	Mongeon et al.	D9/516
D361,718 S *	8/1995	Baker	D9/455	D576,031 S *	9/2008	Bone et al.	D9/418

* cited by examiner




Fig. 1




Fig. 3

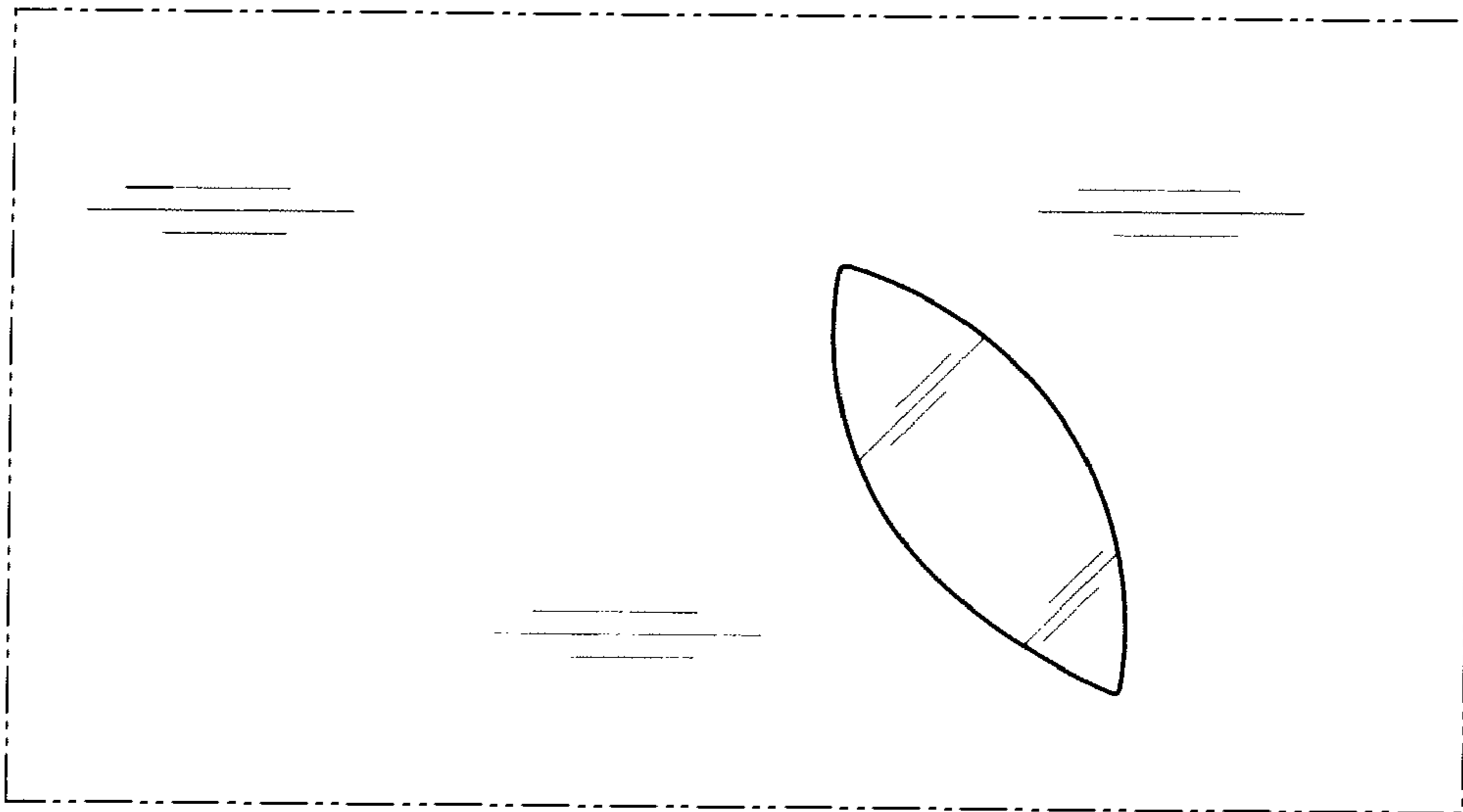


Fig. 2



Fig. 5




Fig. 4




Fig. 7




Fig. 6




Fig. 8




Fig. 10

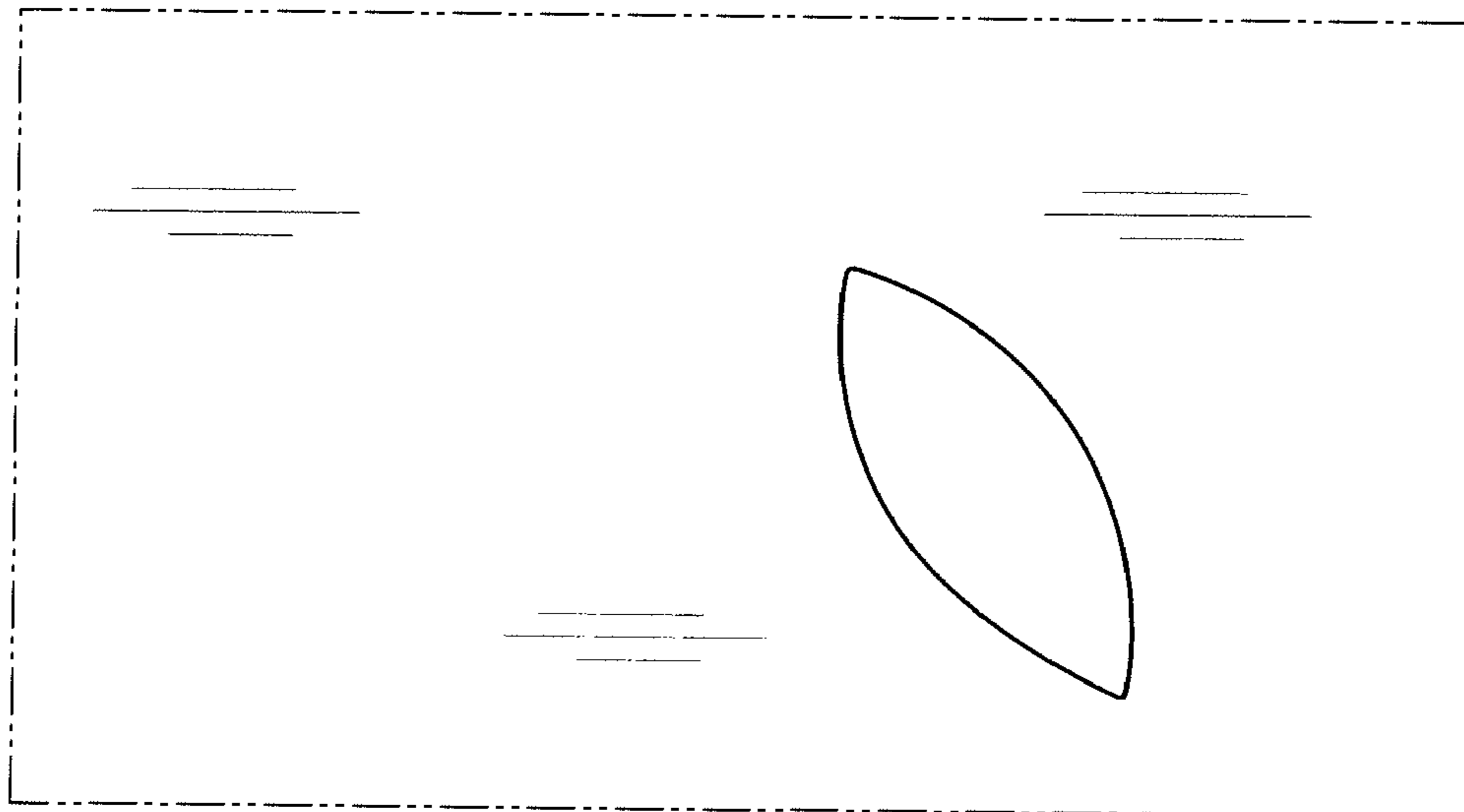


Fig. 9



Fig. 12



Fig. 11




Fig. 14




Fig. 13