



US00D594740S

(12) **United States Design Patent**  
**Melic**

(10) **Patent No.:** **US D594,740 S**  
(45) **Date of Patent:** **\*\* Jun. 23, 2009**

(54) **ANCHOR BOLT**

(76) **Inventor:** **Jonathan Jonny Melic**, 3410 South  
Service Road, Burlington, ON (CA) L7N  
3T2

(\*\*) **Term:** **14 Years**

(21) **Appl. No.:** **29/300,033**

(22) **Filed:** **Feb. 13, 2008**

(30) **Foreign Application Priority Data**

Oct. 31, 2007 (CA) ..... 122970

(51) **LOC (9) Cl.** ..... **08-08**

(52) **U.S. Cl.** ..... **D8/382**

(58) **Field of Classification Search** ..... D8/382;  
182/3; 52/633, 155

See application file for complete search history.

(56) **References Cited**

**U.S. PATENT DOCUMENTS**

1,431,799 A \* 10/1922 Hinckley ..... 52/155  
4,330,230 A \* 5/1982 Giannuzzi ..... 411/55  
5,143,171 A \* 9/1992 Glynn et al. .... 182/3  
5,156,233 A \* 10/1992 Olsen et al. .... 182/3

5,226,768 A \* 7/1993 Speer ..... 411/344  
D371,294 S \* 7/1996 Anquetin ..... D8/385  
2001/0025464 A1 \* 10/2001 Poldmaa ..... 52/633  
2005/0016114 A1 \* 1/2005 Thompson ..... 52/698  
2007/0236023 A1 \* 10/2007 Beery ..... 292/341.14

\* cited by examiner

*Primary Examiner*—Holly H Baynham

*Assistant Examiner*—Sheryl Lane

(57) **CLAIM**

I claim the ornamental design for an anchor bolt, as shown and described.

**DESCRIPTION**

FIG. 1 is a perspective view from the left of the anchor bolt in accordance with the design;

FIG. 2 is a side view from the right;

FIG. 3 is a plan view;

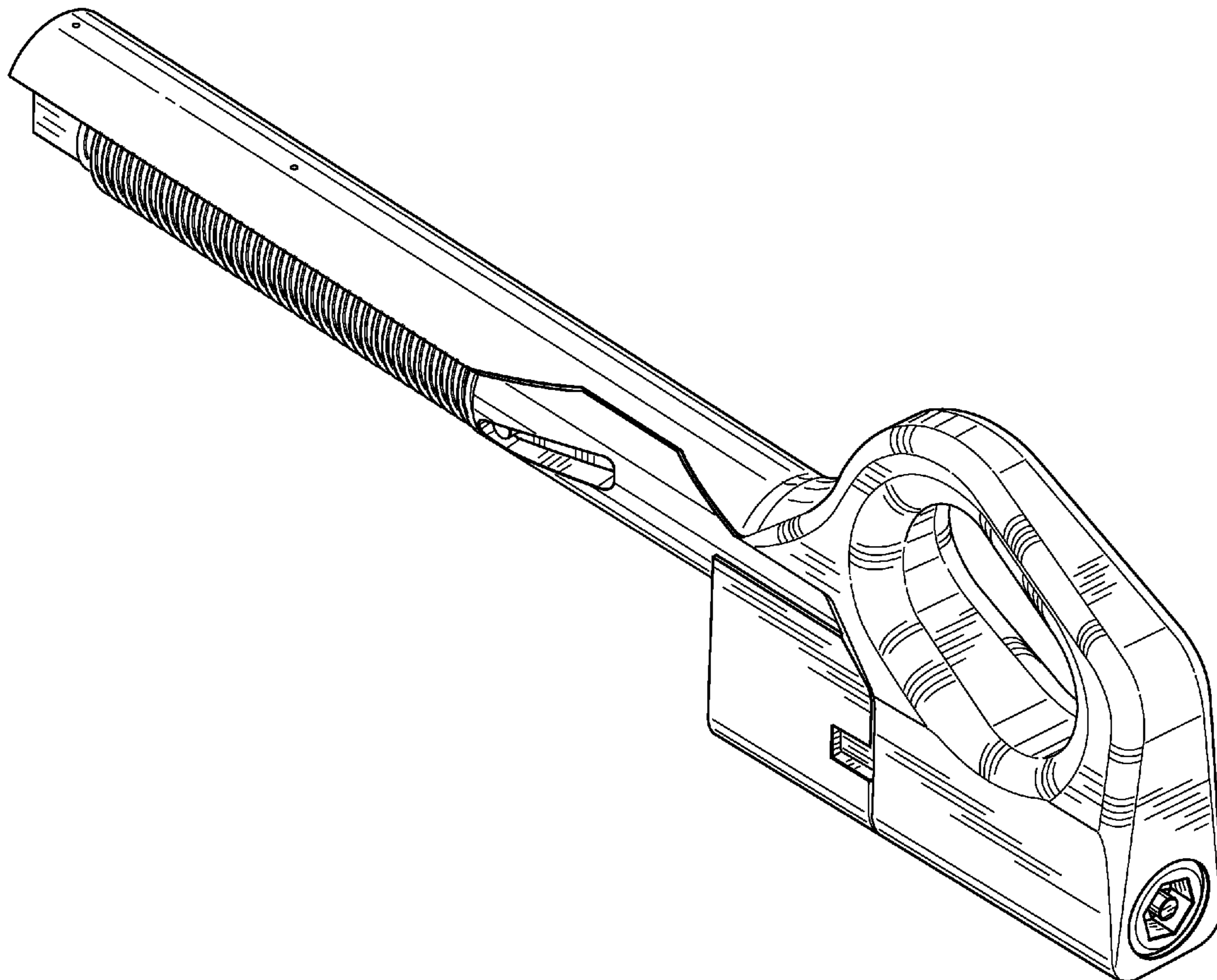
FIG. 4 is a side view from the left;

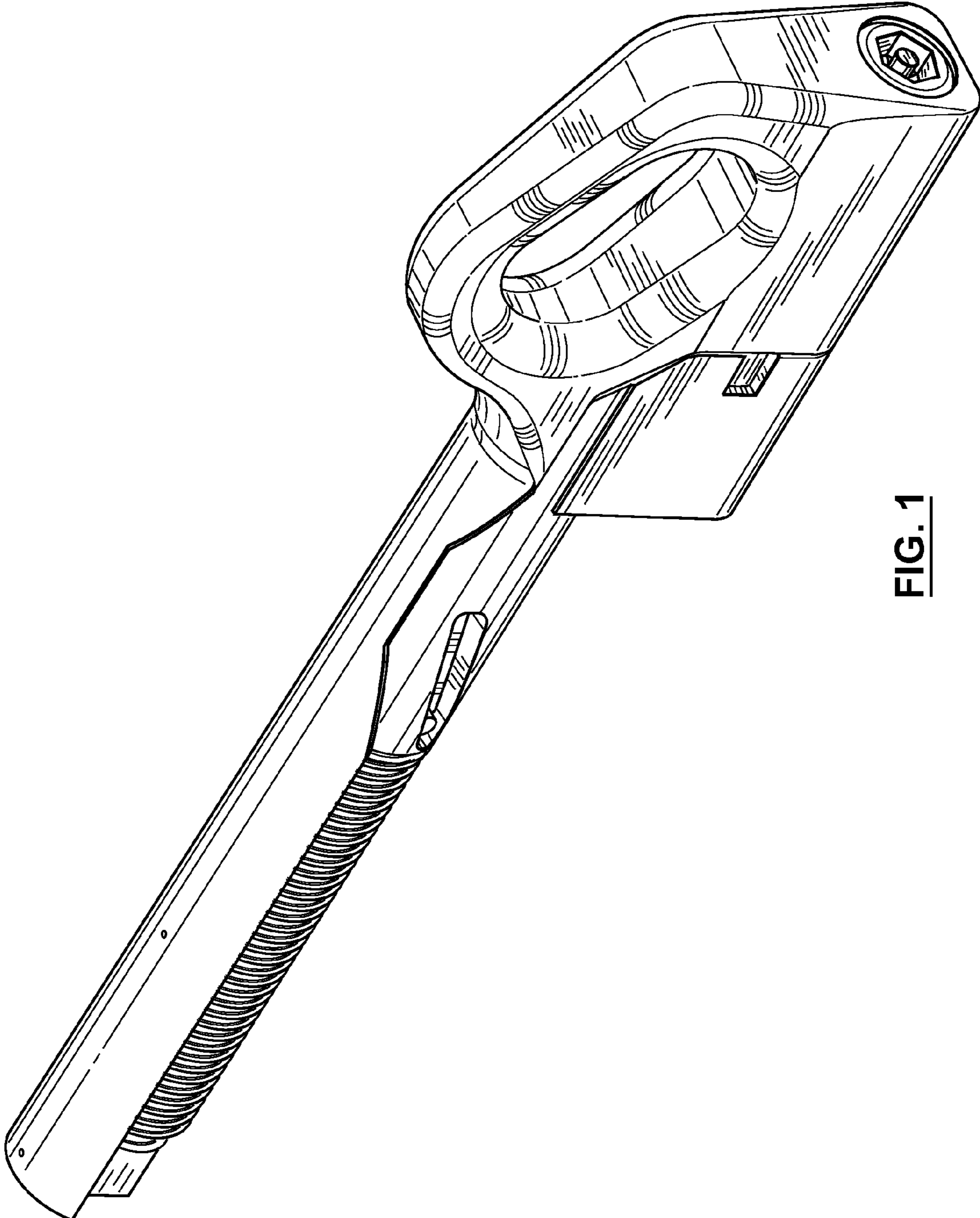
FIG. 5 is a bottom view;

FIG. 6 is a front view; and,

FIG. 7 is a rear view.

**1 Claim, 4 Drawing Sheets**





**FIG. 1**

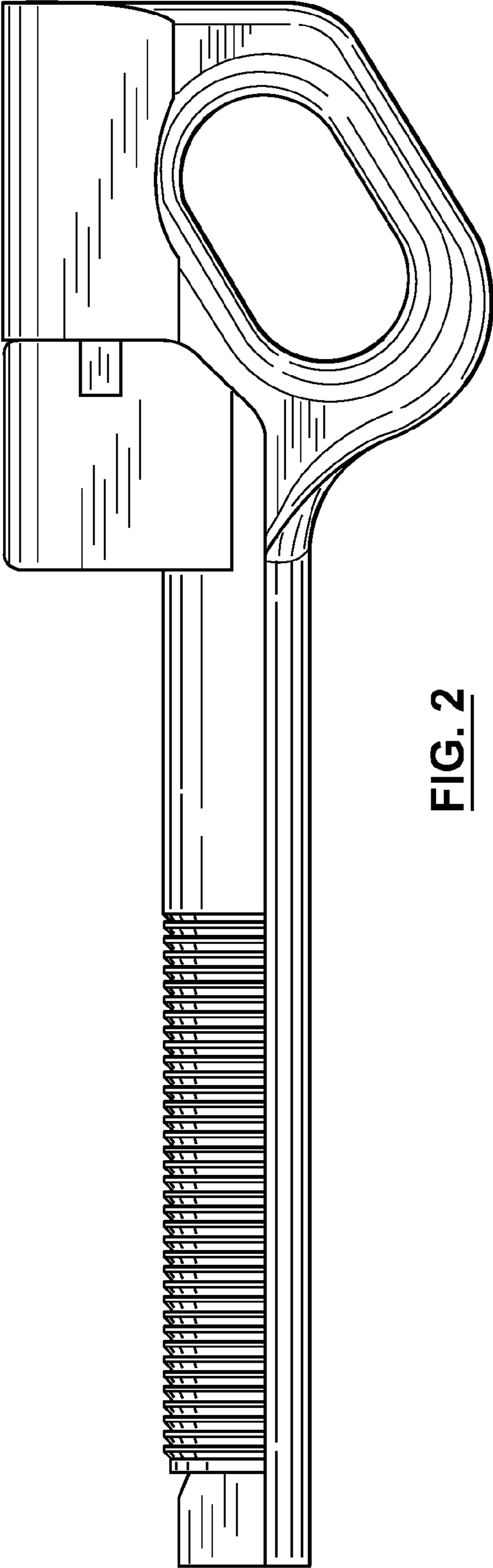


FIG. 2




FIG. 3

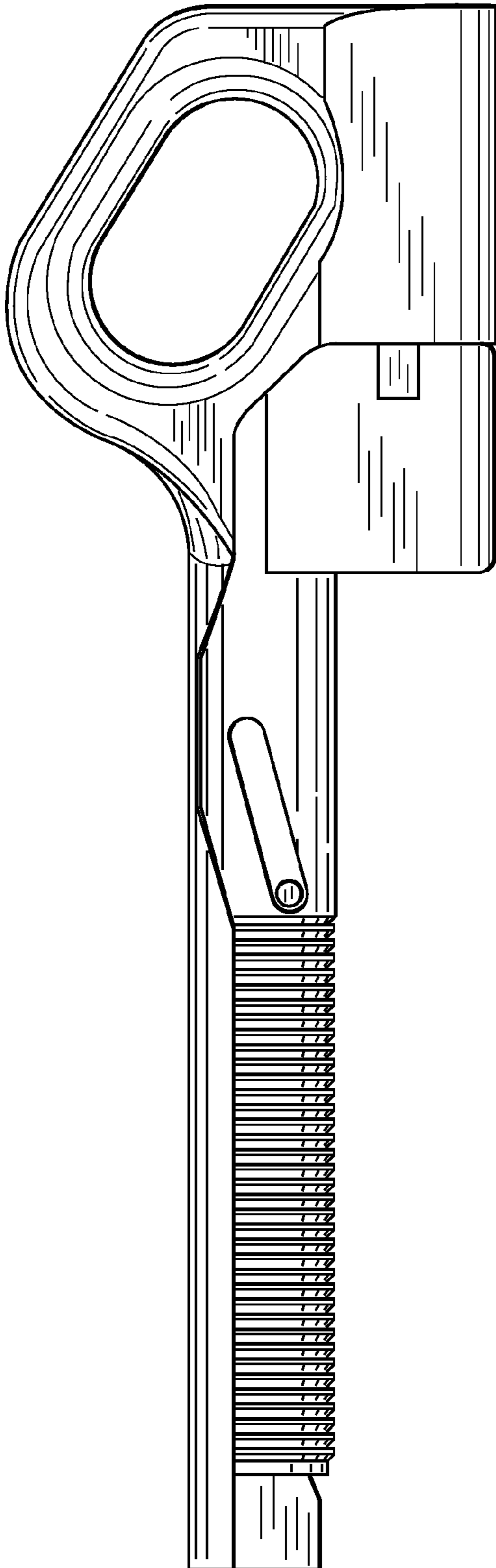


FIG. 4

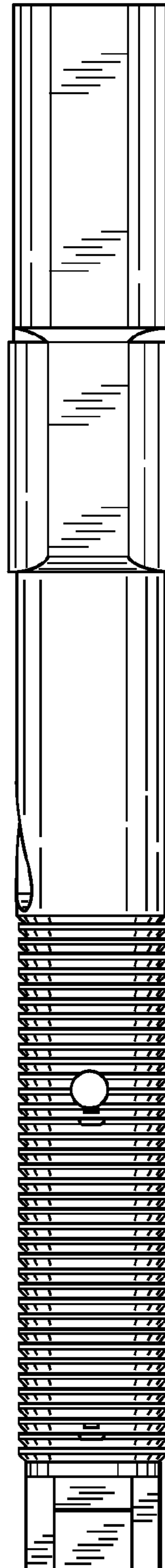
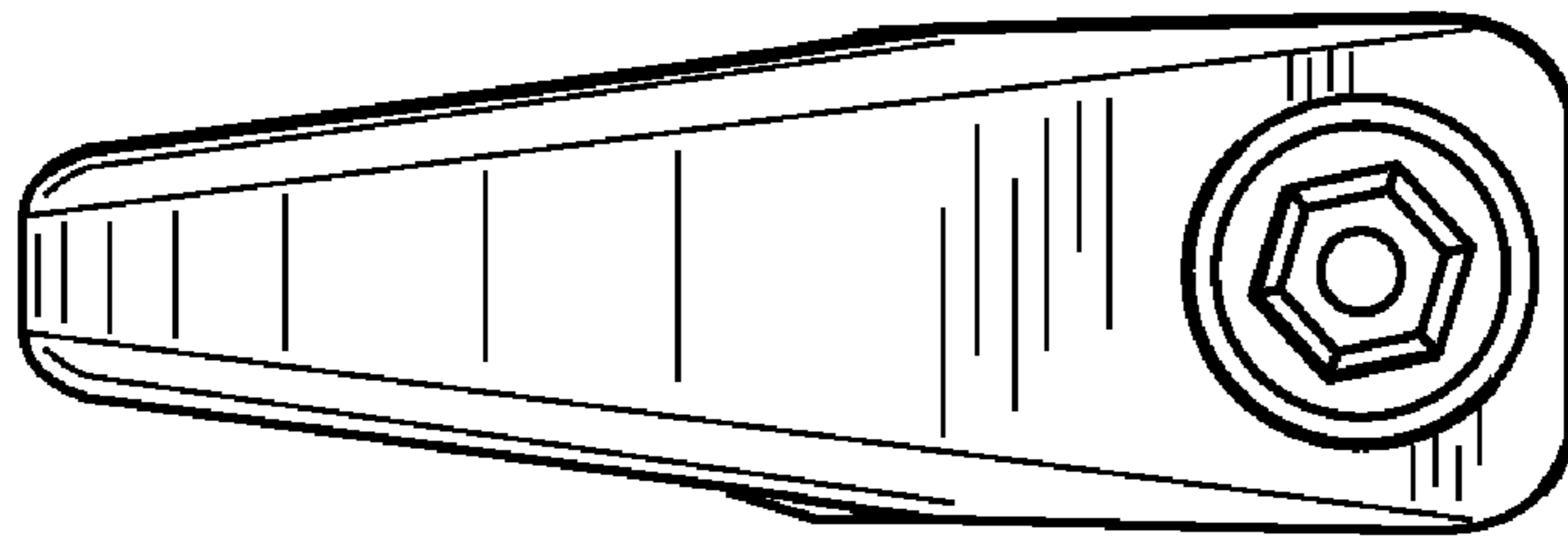
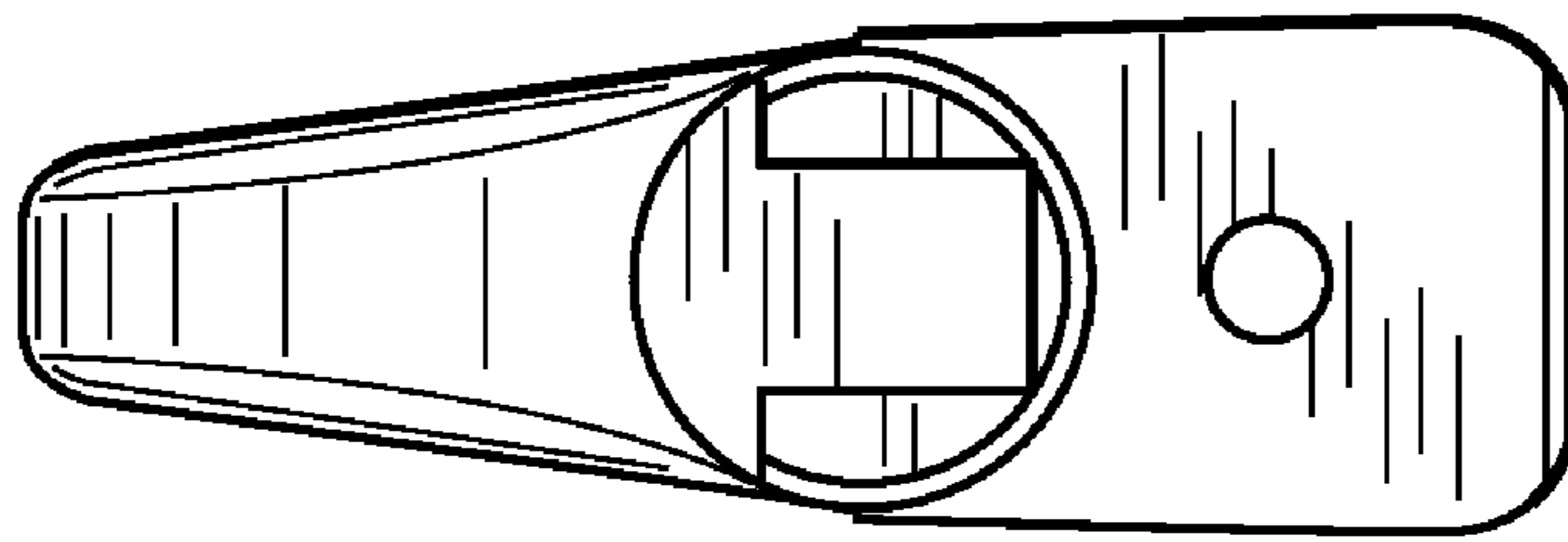


FIG. 5



**FIG. 7**



**FIG. 6**