

US00D594738S

(12) **United States Design Patent**
Kelleghan

(10) **Patent No.:** **US D594,738 S**

(45) **Date of Patent:** **** Jun. 23, 2009**

(54) **DOUBLE CLIP**

1,605,853 A 11/1926 O'Bannon
1,709,235 A 4/1929 Shaffer
1,764,813 A 6/1930 Thornley

(75) Inventor: **Brian James Kelleghan**, Longmont, CO
(US)

(Continued)

(73) Assignee: **Bison Designs, LLC**, Longmont, CO
(US)

FOREIGN PATENT DOCUMENTS

DE 3636494 4/1988

(**) Term: **14 Years**

(Continued)

(21) Appl. No.: **29/321,703**

OTHER PUBLICATIONS

(22) Filed: **Jul. 22, 2008**

Nite Ize S-Biner, Scan of website showing prior art carabiners sold by Nite Ize. Carabiners shown are to current design by Applicant, date: Oct. 14, 2008.

(51) **LOC (9) Cl.** **08-05**

(52) **U.S. Cl.** **D8/356**

(58) **Field of Classification Search** D8/105,
D8/107, 333, 349, 354, 356, 358, 360, 360.1,
D8/367, 373, 382, 383, 394-396, 400; D13/153,
D13/154; 24/18, 115 R, 197, 561, 573.11,
24/581.12, 582.13, 583.1; 52/220.7; 174/66,
174/135, 153 G, 650, 656; 242/400.1, 405.1,
242/405.2, 600, 603; 248/65, 74.1-74.4,
248/201, 214, 215, 229.26; 439/92-108,
439/501, 535; 294/26, 82.19, 82.2; D11/200,
D11/201, 215; 182/5

(Continued)

Primary Examiner—T. Chase Nelson
Assistant Examiner—Karen Acker
(74) *Attorney, Agent, or Firm*—Margaret Polson; Oppedahl
Patent Law Firm LLC

See application file for complete search history.

(57) **CLAIM**

I claim the ornamental design for the double clip, as shown and described.

(56) **References Cited**

U.S. PATENT DOCUMENTS

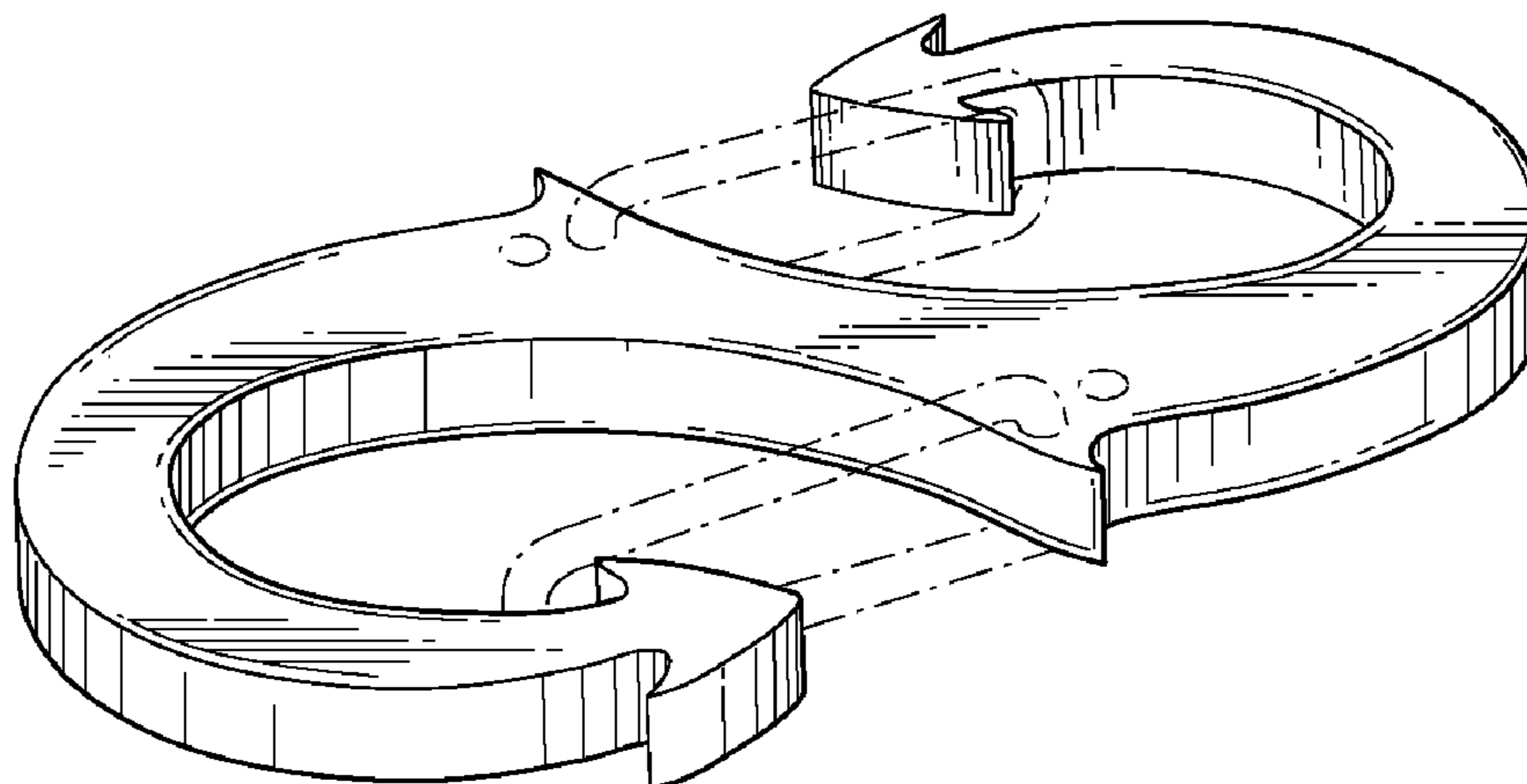
25,082 A 8/1859 Pollak
279,206 A * 6/1883 Van Altna 43/43.15
307,280 A 10/1884 Farmer
547,877 A 10/1895 Covert
582,780 A 5/1897 Eldridge
D32,405 S * 3/1900 Larson D8/367
841,164 A * 1/1907 Mattassi 24/598.1
947,764 A 1/1910 Schartow
1,060,736 A 5/1913 Bayer
1,252,184 A 1/1918 Schreyer
D55,819 S 7/1920 Roebuck
1,449,978 A 3/1923 Fordyce
1,504,416 A 8/1924 Baude

DESCRIPTION

FIG. 1 is a top plan view of my new design for a double clip.
FIG. 2 is a bottom plan view of FIG. 1.
FIG. 3 is a left side elevation view of FIG. 1.
FIG. 4 is a right side elevation view of FIG. 1.
FIG. 5 is a front side elevation view of FIG. 1.
FIG. 6 is rear side elevation view of FIG. 1; and,
FIG. 7 is a top perspective view of FIG. 1.

The broken lines in the drawings represent gates which are included to show the double clip in a condition of use and form no part of the claimed design.

1 Claim, 1 Drawing Sheet



US D594,738 S

Page 2

U.S. PATENT DOCUMENTS

2,064,591 A 12/1936 David
2,357,478 A 9/1944 Koch
2,674,824 A * 4/1954 Werner 43/44.83
D176,759 S * 1/1956 Frank D8/367
3,718,947 A * 3/1973 Huber 24/298
D244,910 S * 7/1977 Chasen et al. D8/367
4,065,833 A * 1/1978 Bender 24/582.13
D250,825 S * 1/1979 Childre D22/144
D271,466 S * 11/1983 Boissonnet D8/367
D276,360 S * 11/1984 Sitton D22/144
4,622,724 A 11/1986 Dupre
D292,385 S * 10/1987 Udelhofen D11/210
D323,104 S * 1/1992 Russell et al. D8/370
D360,605 S * 7/1995 Limmer D11/221
5,441,323 A * 8/1995 Goddard 294/158
D364,552 S 11/1995 Mathiassen
5,940,943 A 8/1999 Kloster
D441,638 S 5/2001 Kelleghan
D456,693 S 5/2002 Kelleghan
D462,891 S 9/2002 Kelleghan
D468,997 S 1/2003 Chang
D475,591 S * 6/2003 Luquire D8/34
D475,605 S * 6/2003 Kelleghan D8/356
D485,431 S * 1/2004 Hsu D3/210

D492,188 S 6/2004 Goldberg
D520,345 S * 5/2006 Kelleghan D8/356
D525,780 S * 8/2006 Kelleghan D3/215
7,082,647 B2 * 8/2006 Maurice et al. 24/3.12
D568,127 S 5/2008 Oas
D570,420 S 6/2008 Brookins
D577,574 S * 9/2008 Liang D8/367
2008/0016659 A1 1/2008 Peterson
2008/0302311 A1 12/2008 Blocker
2008/0306496 A1 12/2008 Regner

FOREIGN PATENT DOCUMENTS

EP 345176 A1 * 12/1989
FR 2847481 A1 * 5/2004
JP 2008-232154 10/2008

OTHER PUBLICATIONS

Promotional Keychains Dollar Sign Carabiner Keychain, Scan of website showing prior art carabiner sold by Promotional Keychains. Carabiner shown is to current design by Applicant, date: Oct. 14, 2008.

S-Shape, Scan of Applicant's website showing prior art carabiner sold by Applicant. Carabiner shown is to current design by Applicant, date: Oct. 14, 2008.

* cited by examiner

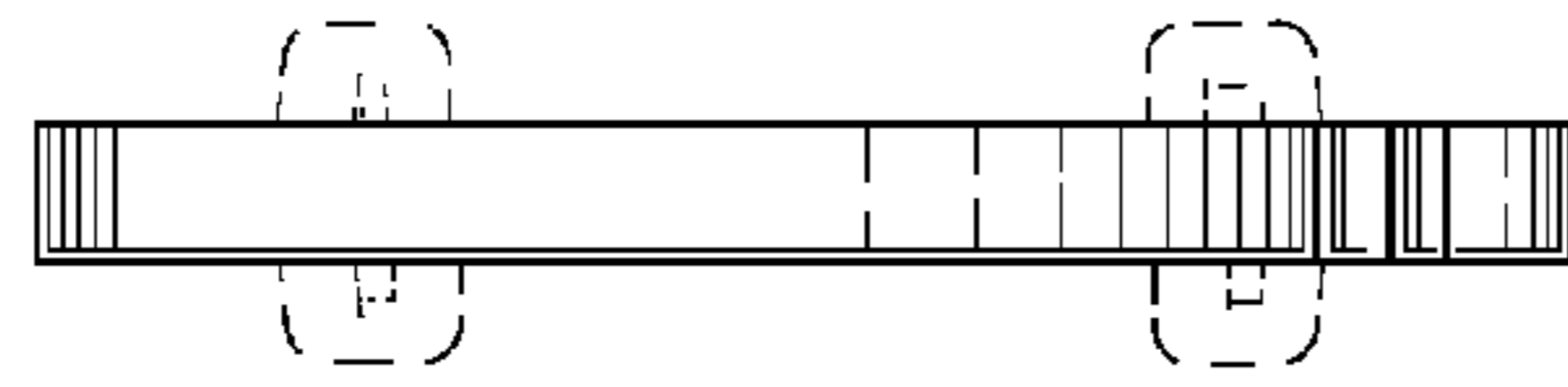


FIG. 5

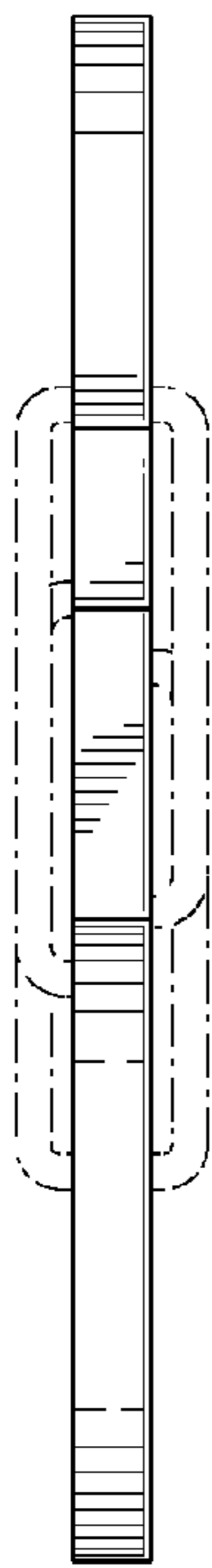


FIG. 3

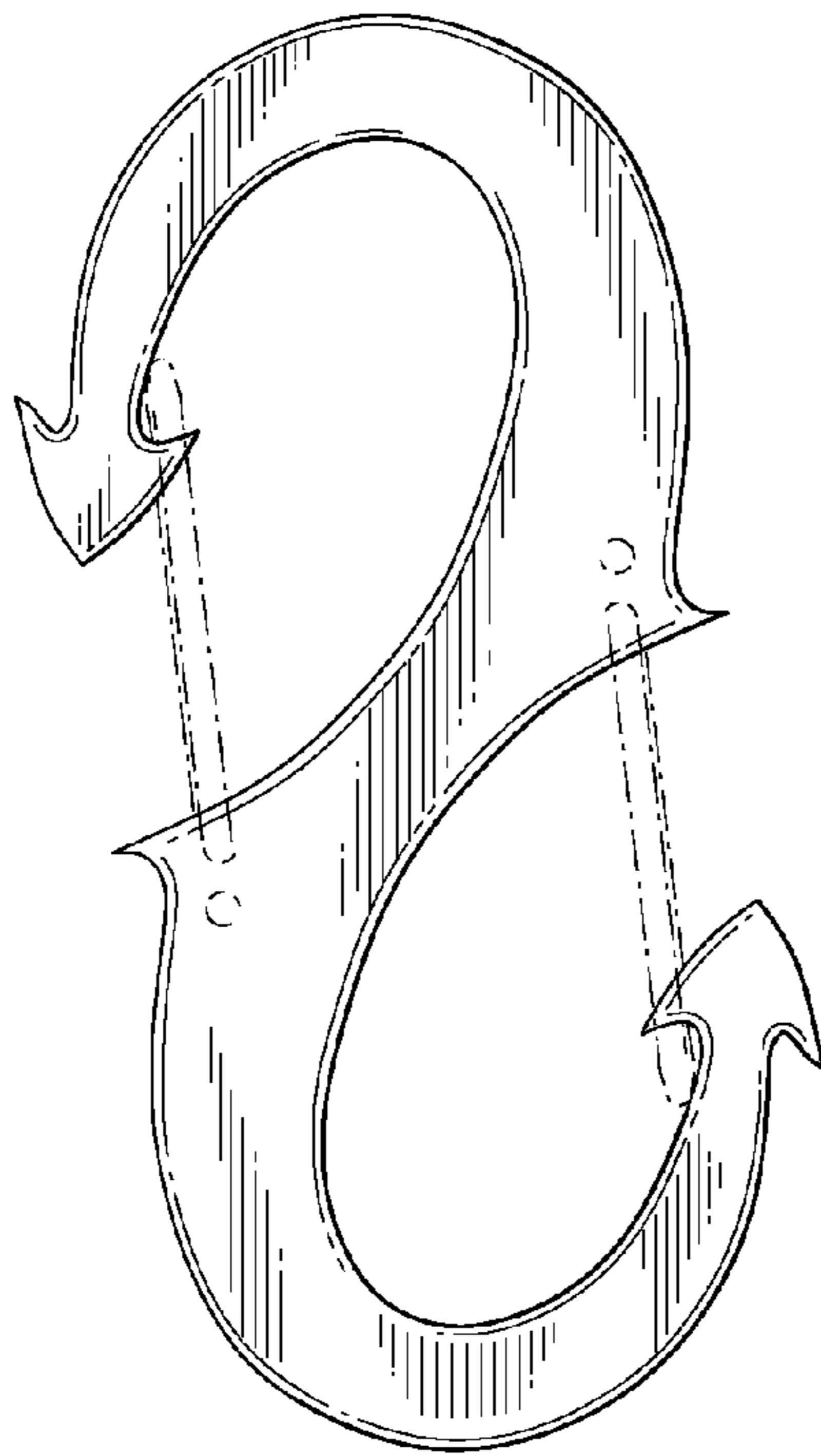


FIG. 1

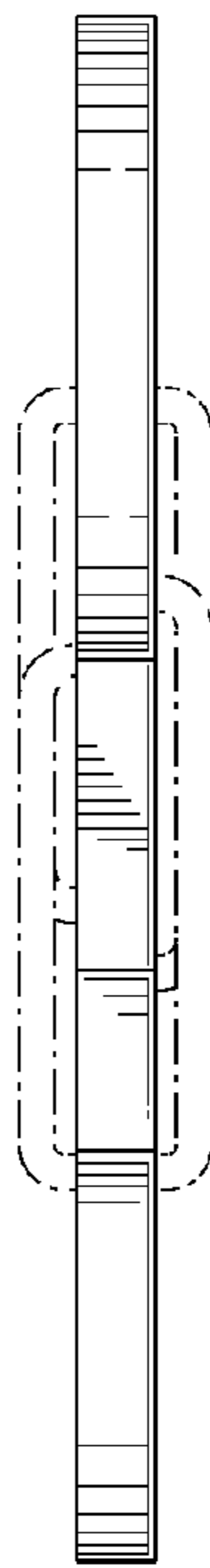


FIG. 4

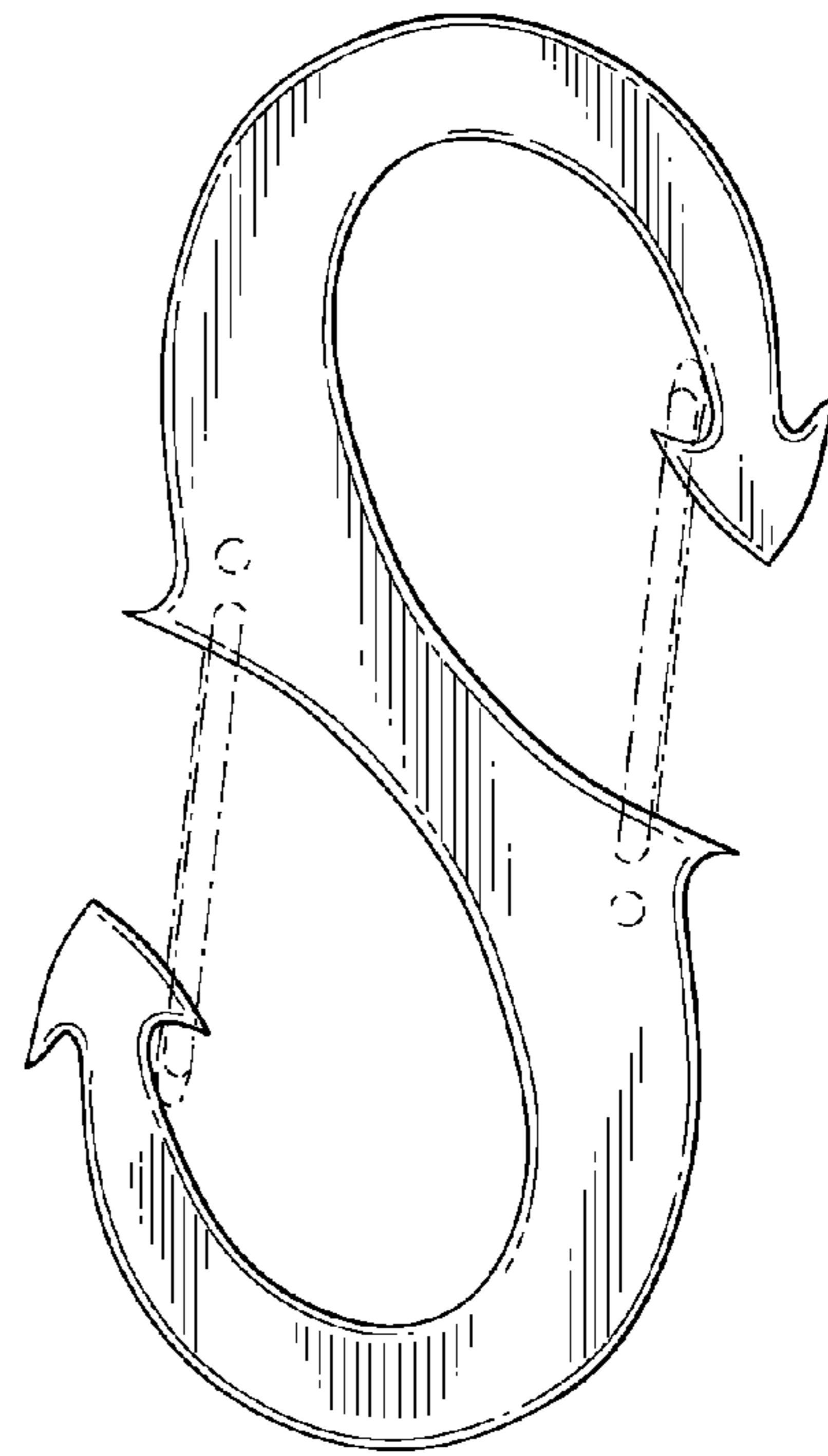


FIG. 2

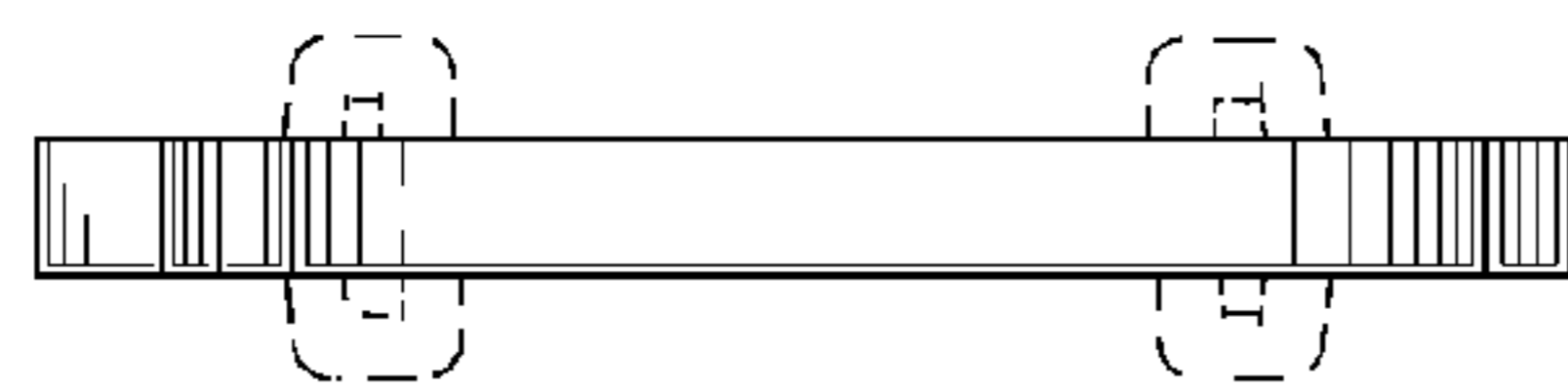


FIG. 6

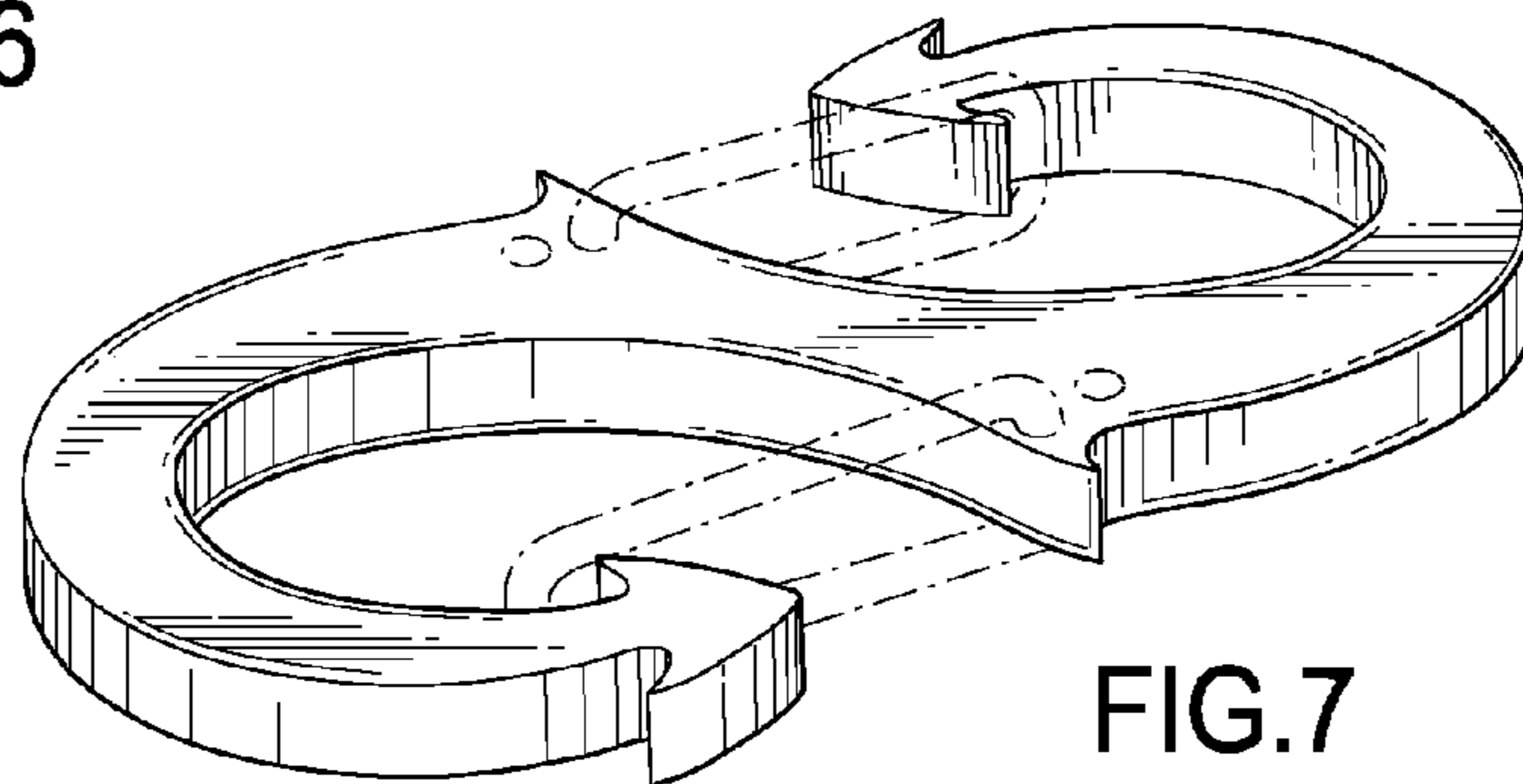


FIG. 7