



US00D594723S

(12) **United States Design Patent**
Kim

(10) **Patent No.:** **US D594,723 S**
(45) **Date of Patent:** **** Jun. 23, 2009**

- (54) **SCISSORS**
- (75) Inventor: **Jang Soo Kim**, Shatin (HK)
- (73) Assignee: **Unison Ridge Limited**, Hong Kong (HK)
- (**) Term: **14 Years**
- (21) Appl. No.: **29/326,408**
- (22) Filed: **Oct. 17, 2008**
- (51) **LOC (9) Cl.** **08-07**
- (52) **U.S. Cl.** **D8/57**
- (58) **Field of Classification Search** D8/4, D8/5, 53, 55, 57, 58, 105, 107; 30/131, 195, 30/229, 194, 230-235, 268, 350, 254-258; 7/135, 136; D21/532; D27/195; D28/56, D28/57

See application file for complete search history.

(56) **References Cited**

U.S. PATENT DOCUMENTS

2,131,395	A	*	9/1938	Voss	7/135
D118,280	S	*	12/1939	Hausmann	D8/57
2,778,254	A	*	1/1957	Carapellotti	7/135
D243,650	S	*	3/1977	Hayashi	D8/55
D246,223	S	*	11/1977	Hayashi	D8/55
D251,178	S	*	2/1979	Hayashi	D8/57
D276,975	S	*	1/1985	Wordtmann	D8/57
4,658,456	A	*	4/1987	Tsai	7/135
D294,593	S	*	3/1988	Kanouji	D8/57

D305,294	S	*	1/1990	Cohen et al.	D8/57
D310,469	S	*	9/1990	Dressler	D8/57
D337,248	S	*	7/1993	Tanfoglio	D8/57
D338,604	S	*	8/1993	Ramsey	D8/57
D384,260	S	*	9/1997	Dunch	D8/57
D391,819	S	*	3/1998	Robinson et al.	D8/57
6,158,128	A	*	12/2000	Huff	30/254
D471,780	S	*	3/2003	Lai	D8/57
D523,307	S	*	6/2006	Chang	D8/57
D557,096	S	*	12/2007	Wu	D8/57

* cited by examiner

Primary Examiner—Cathron C Brooks

Assistant Examiner—Deanna Fluegeman

(74) *Attorney, Agent, or Firm*—Galbreath Law Offices, P.C.; John A. Galbreath

(57) **CLAIM**

The ornamental design for a scissors, as shown and described.

DESCRIPTION

FIG. 1 is a front view of the scissors showing my new design;

FIG. 2 is a rear view thereof;

FIG. 3 is a left side view thereof;

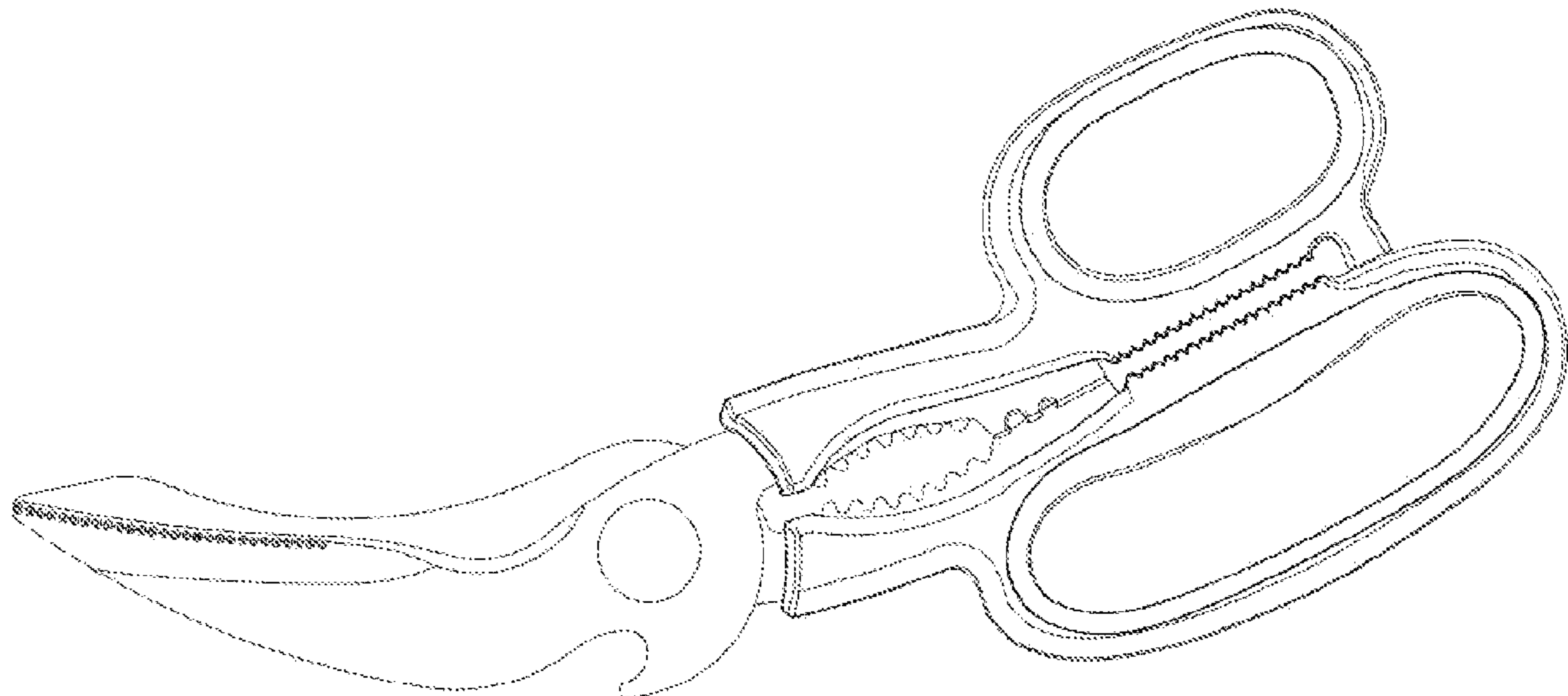
FIG. 4 is a right side view thereof;

FIG. 5 is a top view thereof;

FIG. 6 is a bottom view thereof; and,

FIG. 7 is a perspective view thereof.

1 Claim, 3 Drawing Sheets



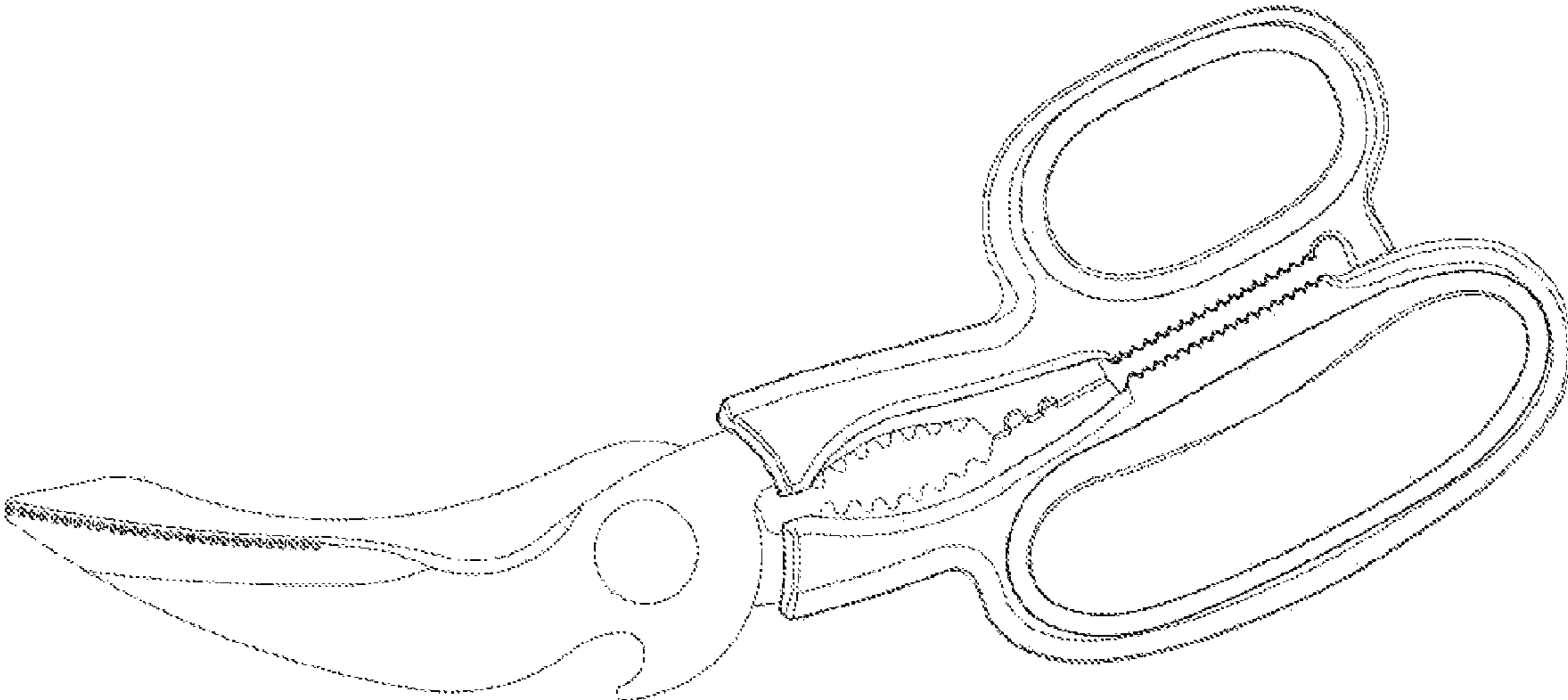


FIG. 1

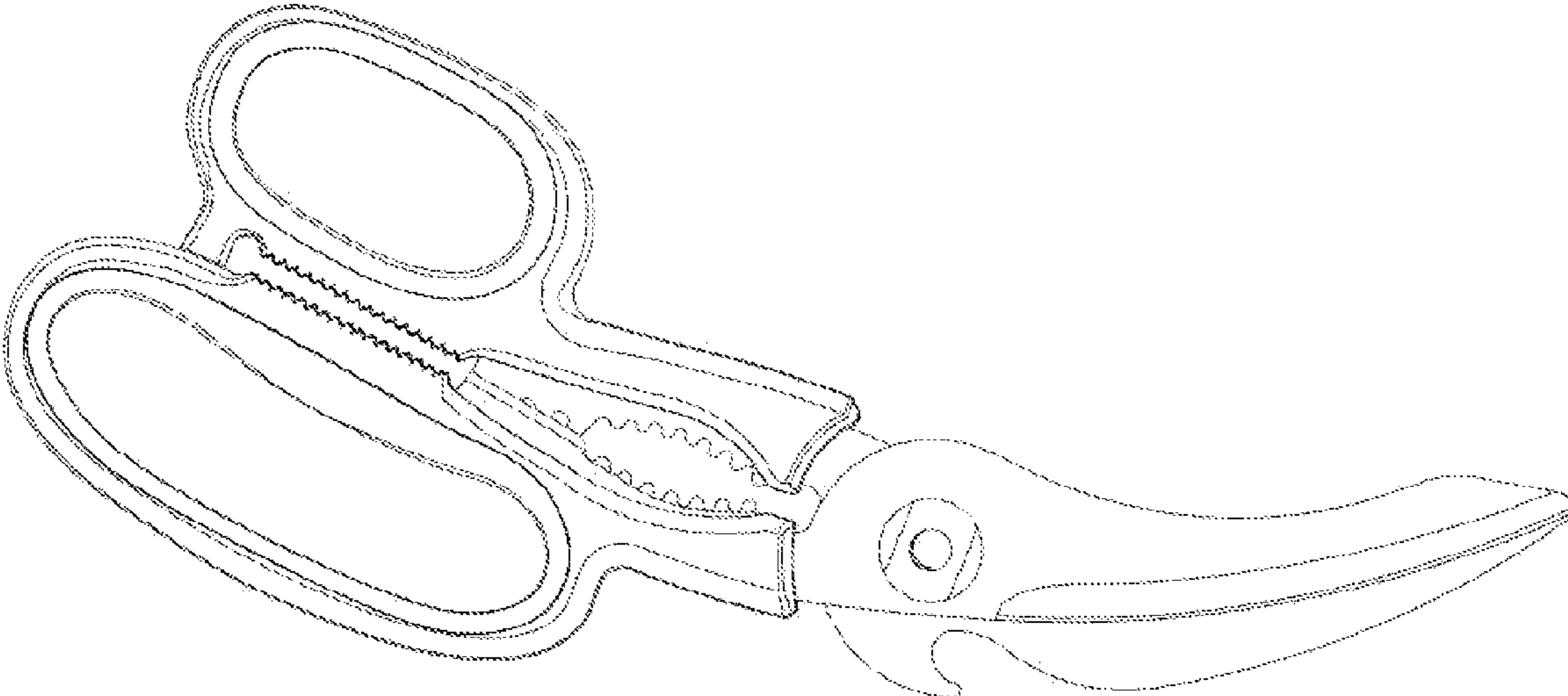


FIG. 2

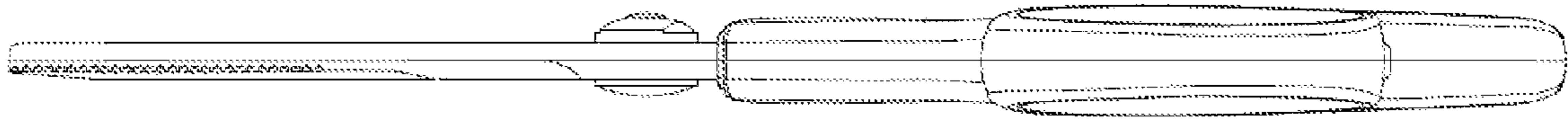


FIG. 3

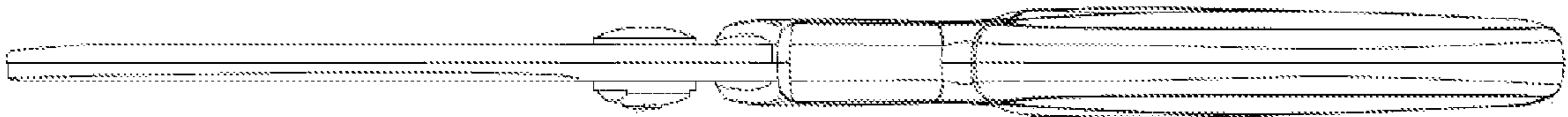


FIG. 4

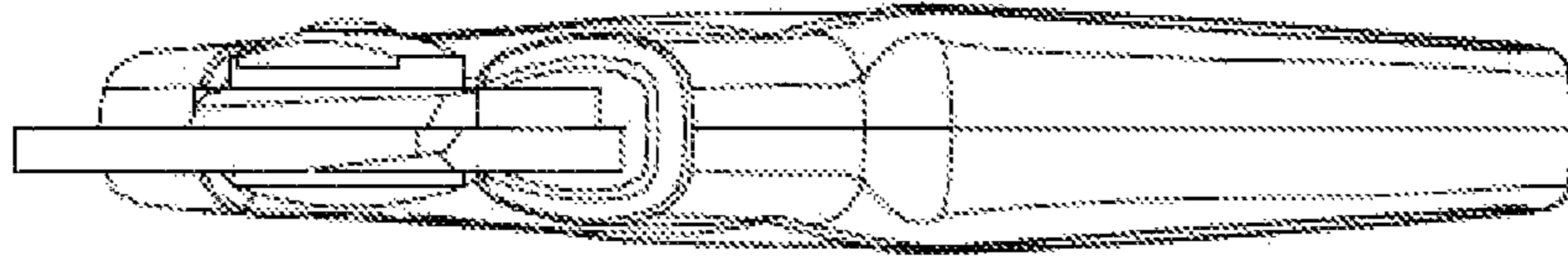


FIG. 5




FIG. 6

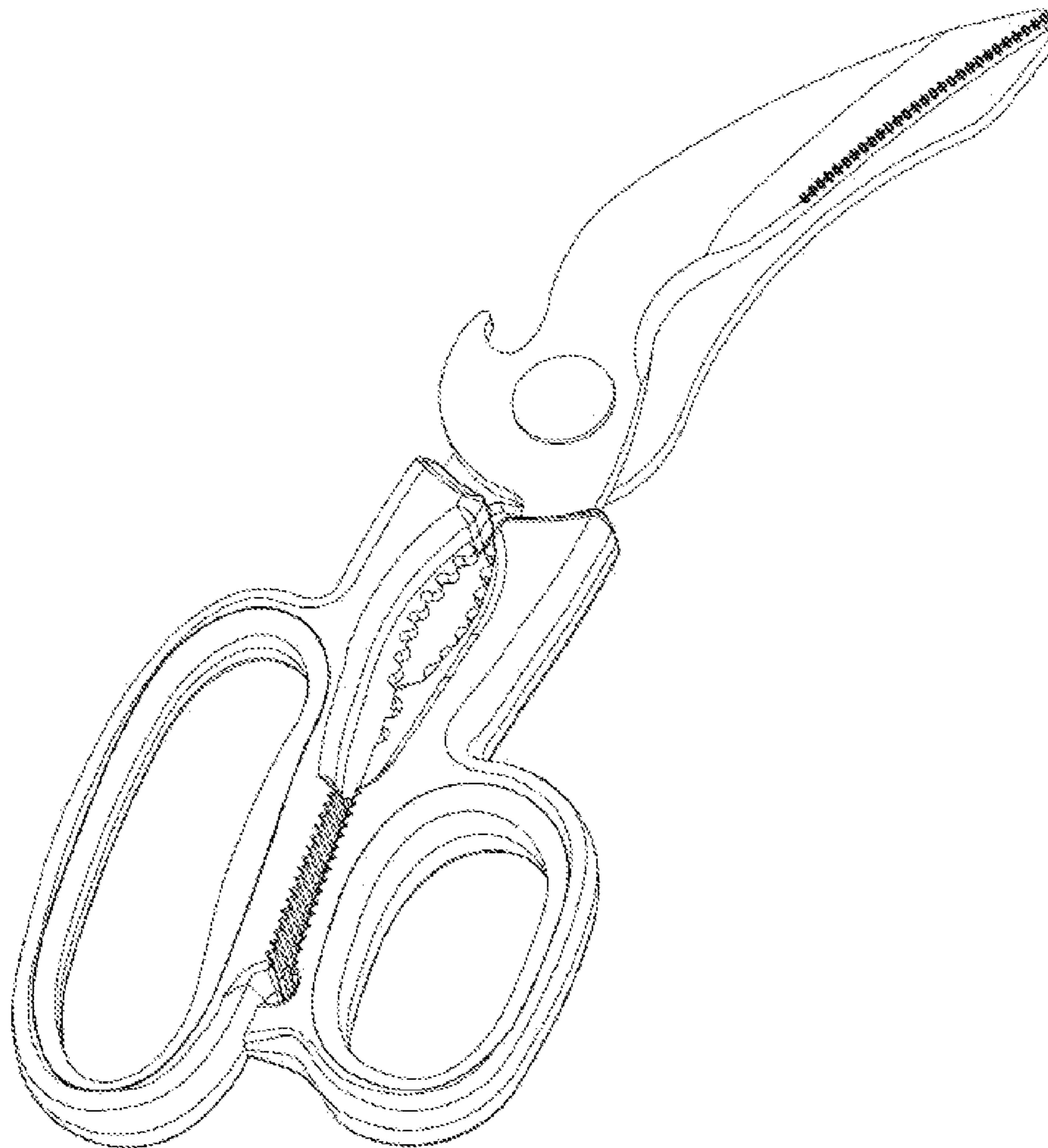


FIG. 7