



US00D594721S

(12) **United States Design Patent**
Smith

(10) **Patent No.:** **US D594,721 S**
(45) **Date of Patent:** **** Jun. 23, 2009**

(54) **BOTTLE OPENER**

(75) Inventor: **Daniel Smith**, Geneva, FL (US)

(73) Assignee: **Capsmith, Inc.**, Sanford, FL (US)

(**) Term: **14 Years**

(21) Appl. No.: **29/324,984**

(22) Filed: **Sep. 24, 2008**

Related U.S. Application Data

(62) Division of application No. 29/305,066, filed on Mar. 13, 2008, now Pat. No. Des. 580,244.

(51) **LOC (9) Cl.** **07-99**

(52) **U.S. Cl.** **D8/18; D8/40**

(58) **Field of Classification Search** D8/14,
D8/16-19, 33-43, 88, 105; D32/46; 7/113,
7/151-156; 30/400-410, 416-430, 433,
30/434, 445, 450; 81/3.07, 3.09, 3.2, 3.27,
81/3.29, 3.31, 3.33, 3.35, 3.37, 3.4, 3.45,
81/3.47-3.49, 3.55-3.57

See application file for complete search history.

(56) **References Cited**

U.S. PATENT DOCUMENTS

1,582,442	A *	4/1926	White	81/3.57
3,142,903	A *	8/1964	Stiller	7/152
4,309,921	A *	1/1982	Miller	81/3.57
D436,008	S *	1/2001	Klein et al.	D8/34
D440,134	S *	4/2001	Brix-Hansen	D8/33
D456,227	S *	4/2002	Tse	D8/33

D466,381	S *	12/2002	Joseph	D8/18
D473,437	S *	4/2003	Klein et al.	D8/34
D540,130	S *	4/2007	Wysopal	D8/34
2006/0130613	A1 *	6/2006	Oleksy	81/3.57
2009/0007342	A1 *	1/2009	Clark, Jr.	7/155

* cited by examiner

Primary Examiner—Caron Veynar

Assistant Examiner—Garth Rademaker

(74) *Attorney, Agent, or Firm*—Allen Dyer Doppelt Milbrath & Gilchrist

(57) **CLAIM**

The ornamental design for a bottle opener, as shown and described.

DESCRIPTION

FIG. 1 is a bottom, right perspective view of a bottle opener according to the present invention;

FIG. 2 is a front view of the bottle opener of FIG. 1;

FIG. 3 is a rear view of the bottle opener of FIG. 1;

FIG. 4 is a left side view of the bottle opener of FIG. 1;

FIG. 5 is a right side view of the bottle opener of FIG. 1;

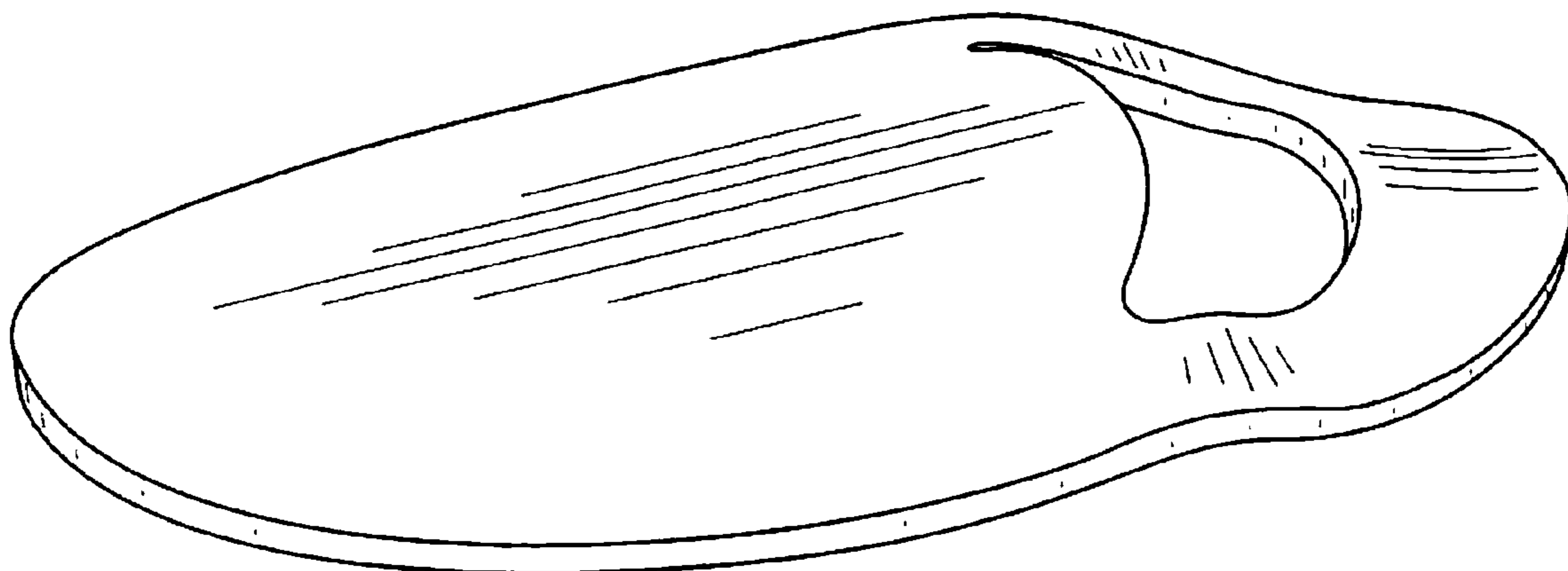
FIG. 6 is a bottom view of the of the bottle opener of FIG. 1;

FIG. 7 is a top view of the bottle opener of FIG. 1; and,

FIG. 8 is a bottom view thereof, shown in an environment of use.

The broken lines shown in FIG. 8 illustrate environmental detail and form no part of the claimed design.

1 Claim, 6 Drawing Sheets



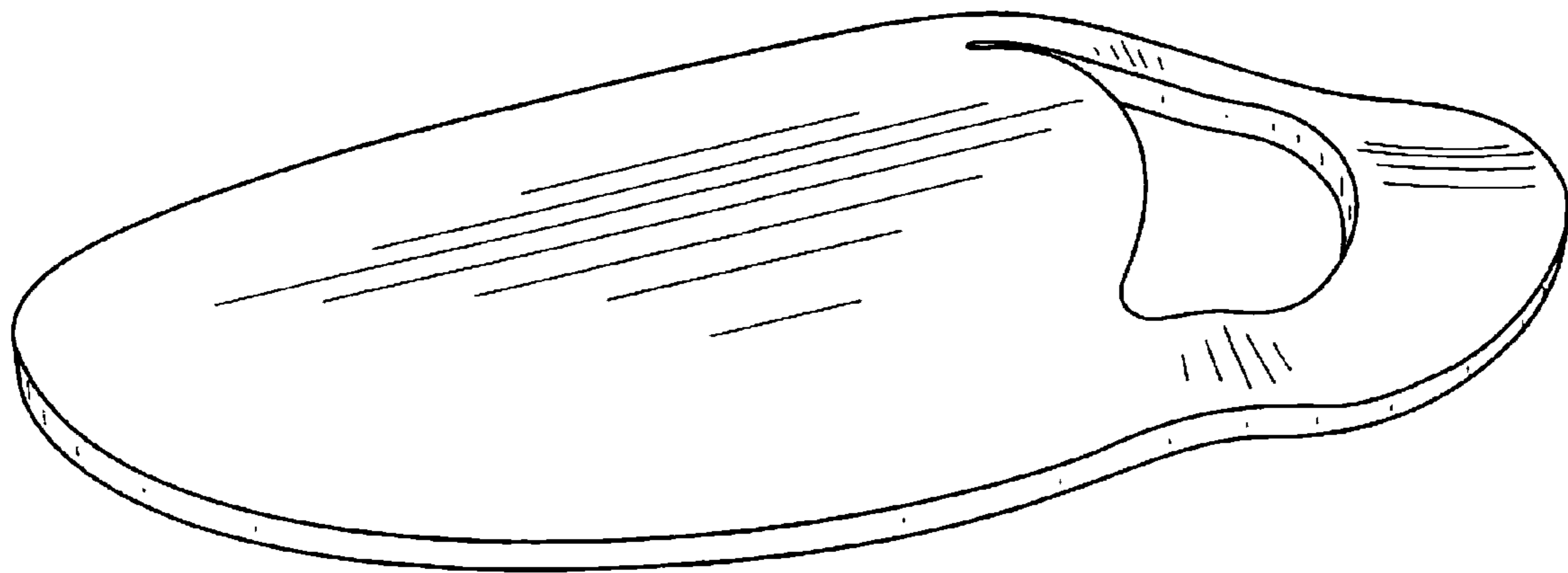


FIG. 1

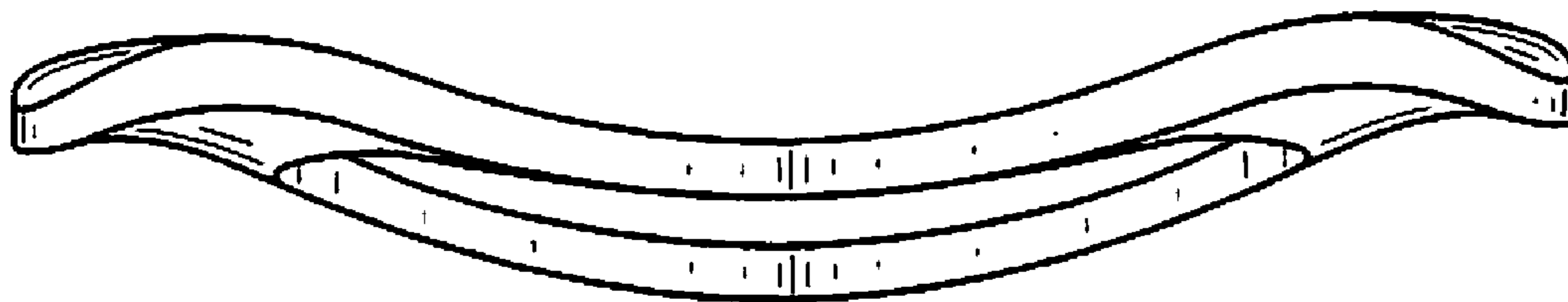


FIG. 2

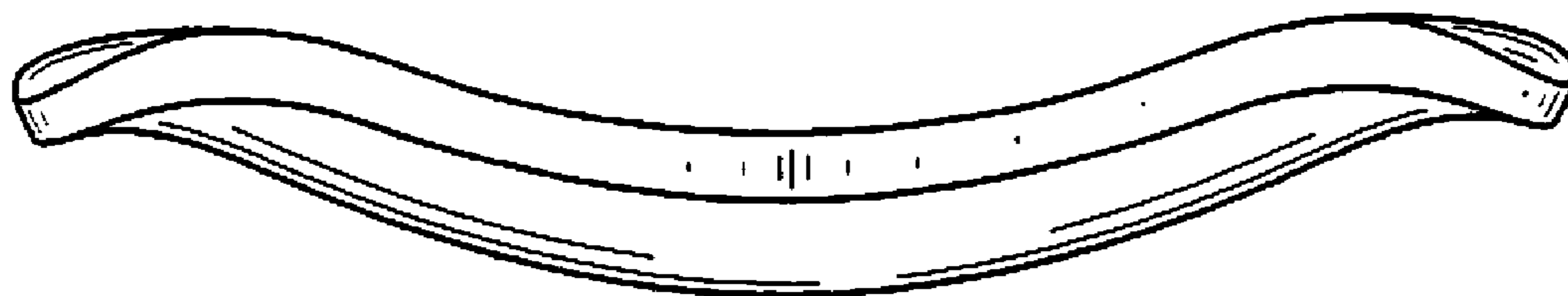


FIG. 3




FIG. 4



FIG. 5

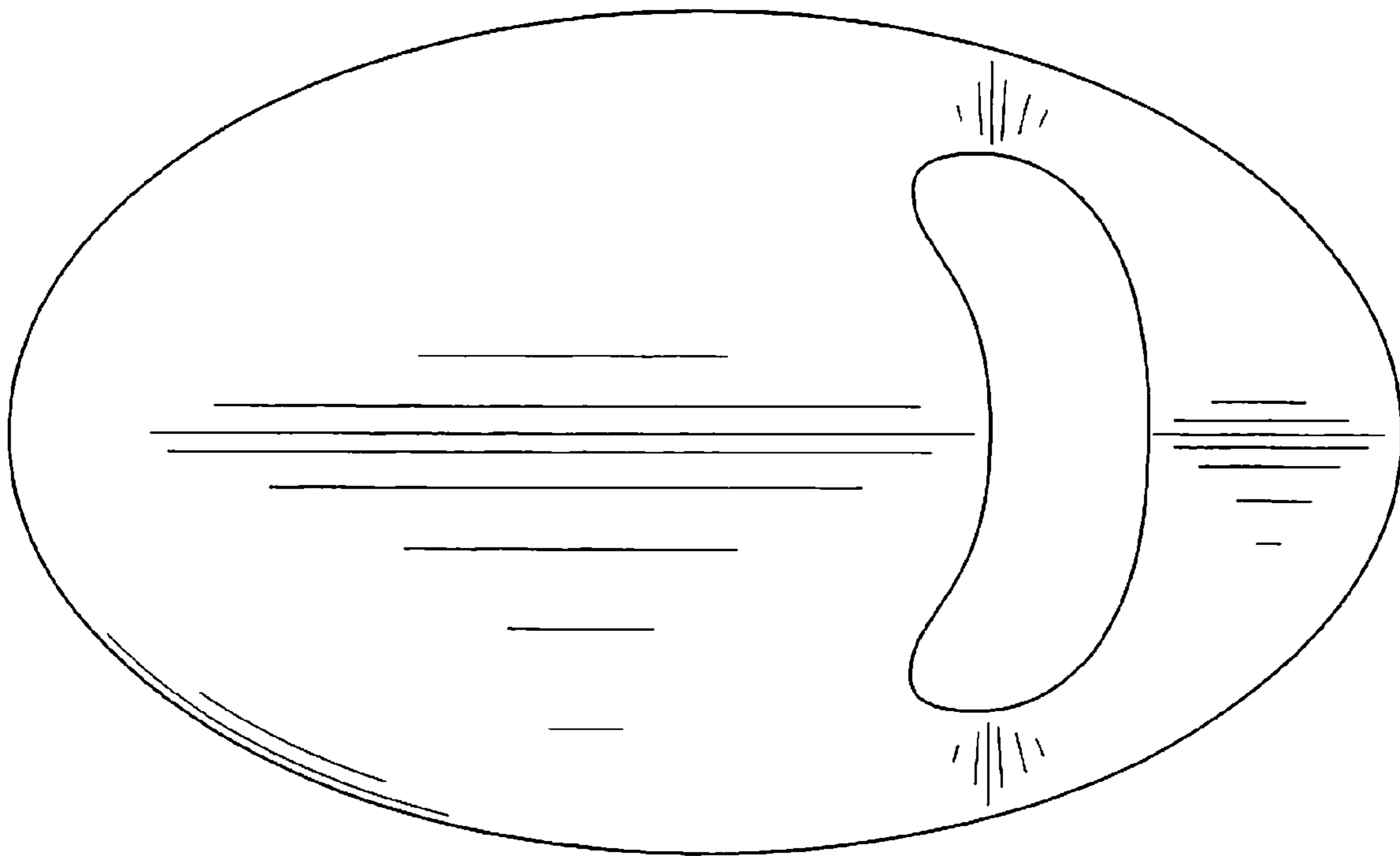


FIG. 6

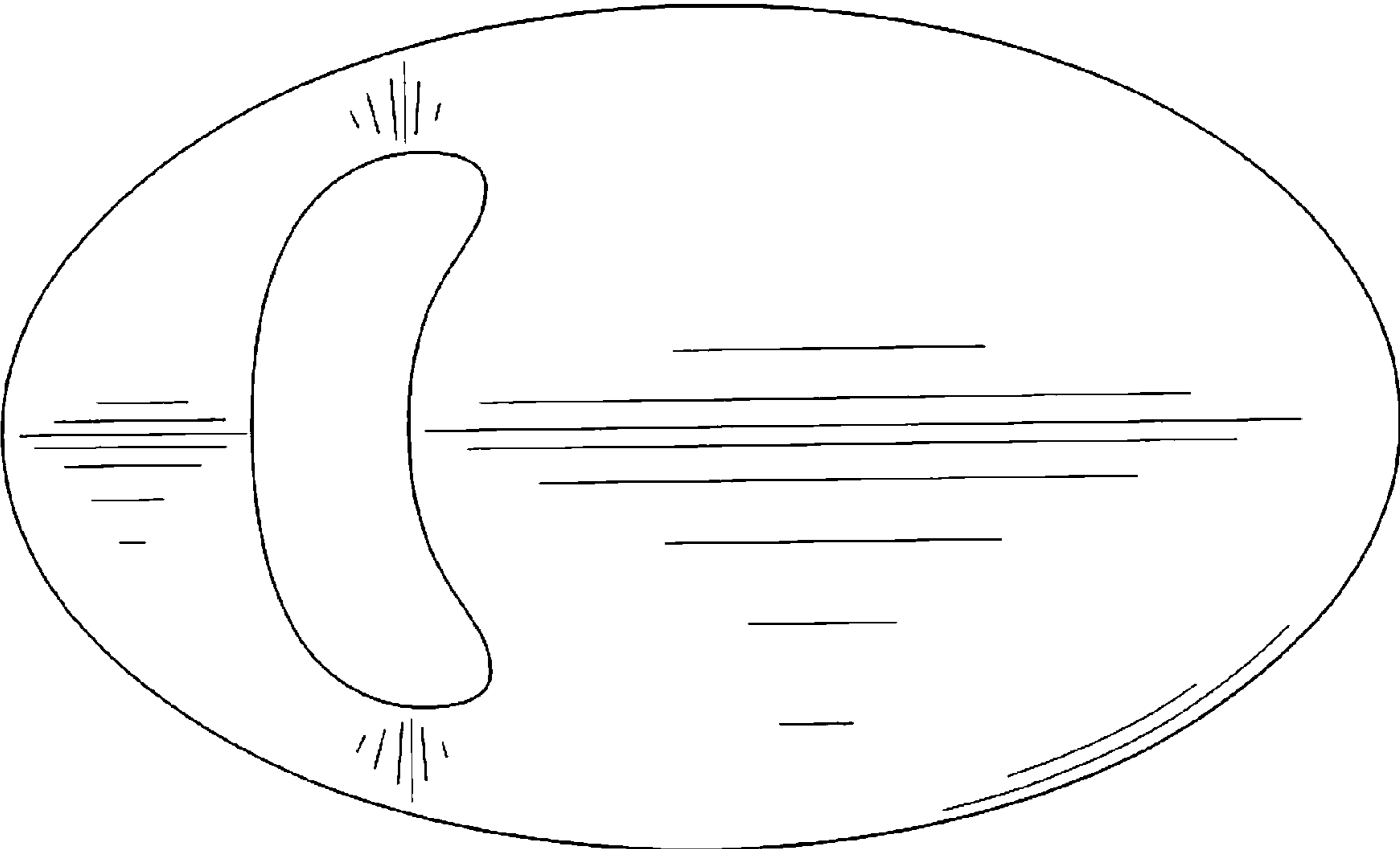


FIG. 7

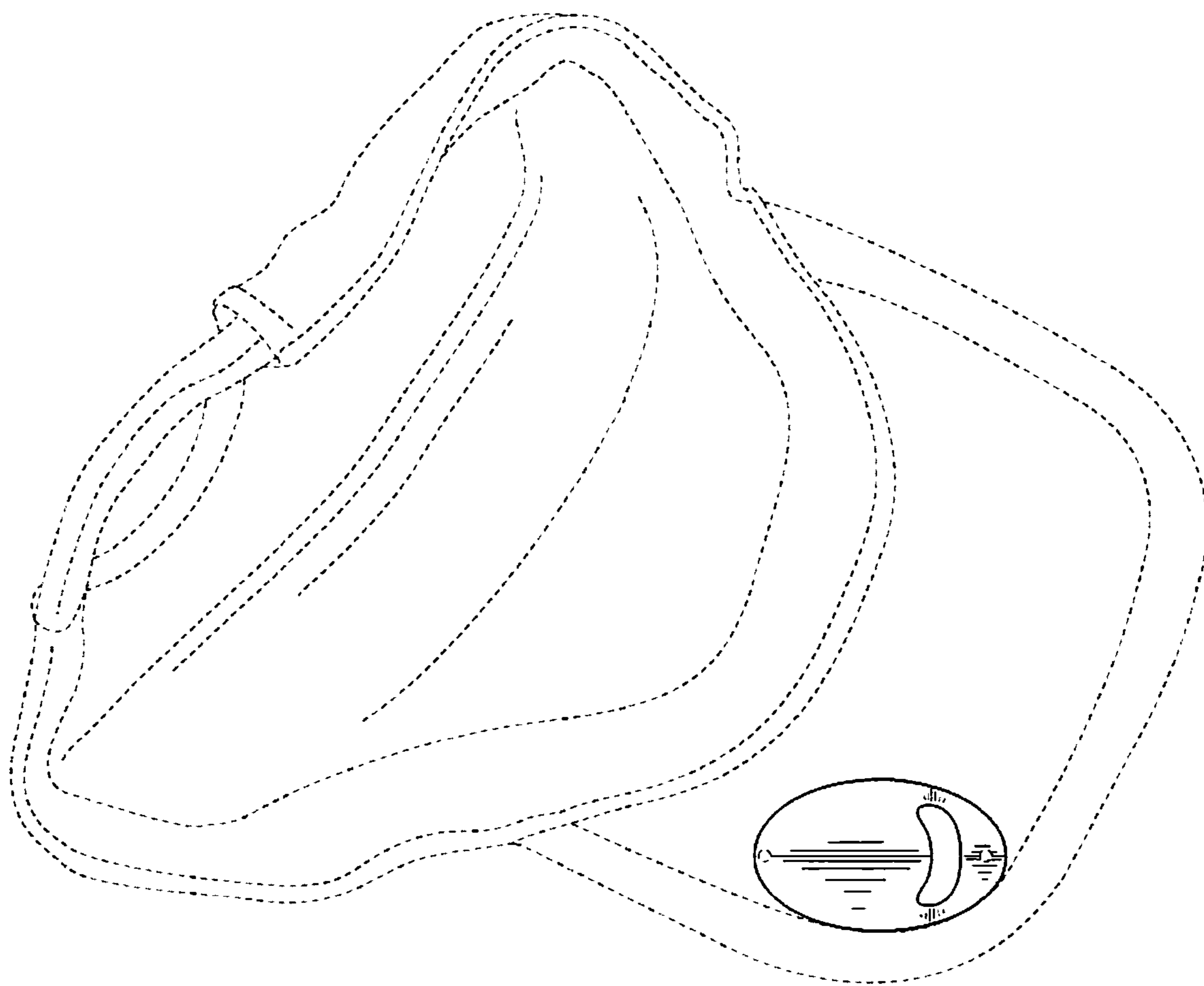


FIG. 8