



US00D594719S

(12) **United States Design Patent**  
**Birgl**

(10) **Patent No.:** **US D594,719 S**  
(45) **Date of Patent:** **\*\* Jun. 23, 2009**

(54) **BRAKE SPRING TOOL BAR**

(76) **Inventor:** **Peter George Birgl**, 39 White Oak Ct.,  
Kempton, PA (US) 19529

(\*\*) **Term:** **14 Years**

(21) **Appl. No.:** **29/322,153**

(22) **Filed:** **Jul. 30, 2008**

(51) **LOC (9) Cl.** ..... **08-05**

(52) **U.S. Cl.** ..... **D8/14**

(58) **Field of Classification Search** ..... D8/14,  
D8/16, 88, 89; 29/402.08, 227, 229, 233,  
29/242, 257, 270, 426.6; 254/131; 81/488;  
7/100

See application file for complete search history.

(56) **References Cited**

**U.S. PATENT DOCUMENTS**

2,042,287	A *	5/1936	Allievi et al.	.....	29/227
2,490,160	A *	12/1949	Riccio	.....	29/227
4,870,737	A *	10/1989	Navarro	.....	29/227
5,003,680	A *	4/1991	Vesely et al.	.....	29/227
5,095,603	A *	3/1992	Carruthers et al.	.....	29/227
5,165,154	A *	11/1992	Miller	.....	29/227
5,237,729	A *	8/1993	Martin	.....	29/227

5,345,664	A *	9/1994	McMahon et al.	.....	29/402.08
5,367,755	A *	11/1994	Wood	.....	29/227
5,455,996	A *	10/1995	Ploeger et al.	.....	29/402.08
6,108,882	A *	8/2000	Hodgson	.....	29/227
7,040,151	B2 *	5/2006	Graham et al.	.....	73/121
D540,631	S *	4/2007	Bryant	.....	D8/14

\* cited by examiner

*Primary Examiner*—Philip S Hyder

(57) **CLAIM**

The ornamental design for a brake spring tool bar, as shown and described.

**DESCRIPTION**

FIG. 1 is a perspective view of a brake spring tool bar, showing my new design;

FIG. 2 is a top plan view thereof;

FIG. 3 is a bottom plan view thereof;

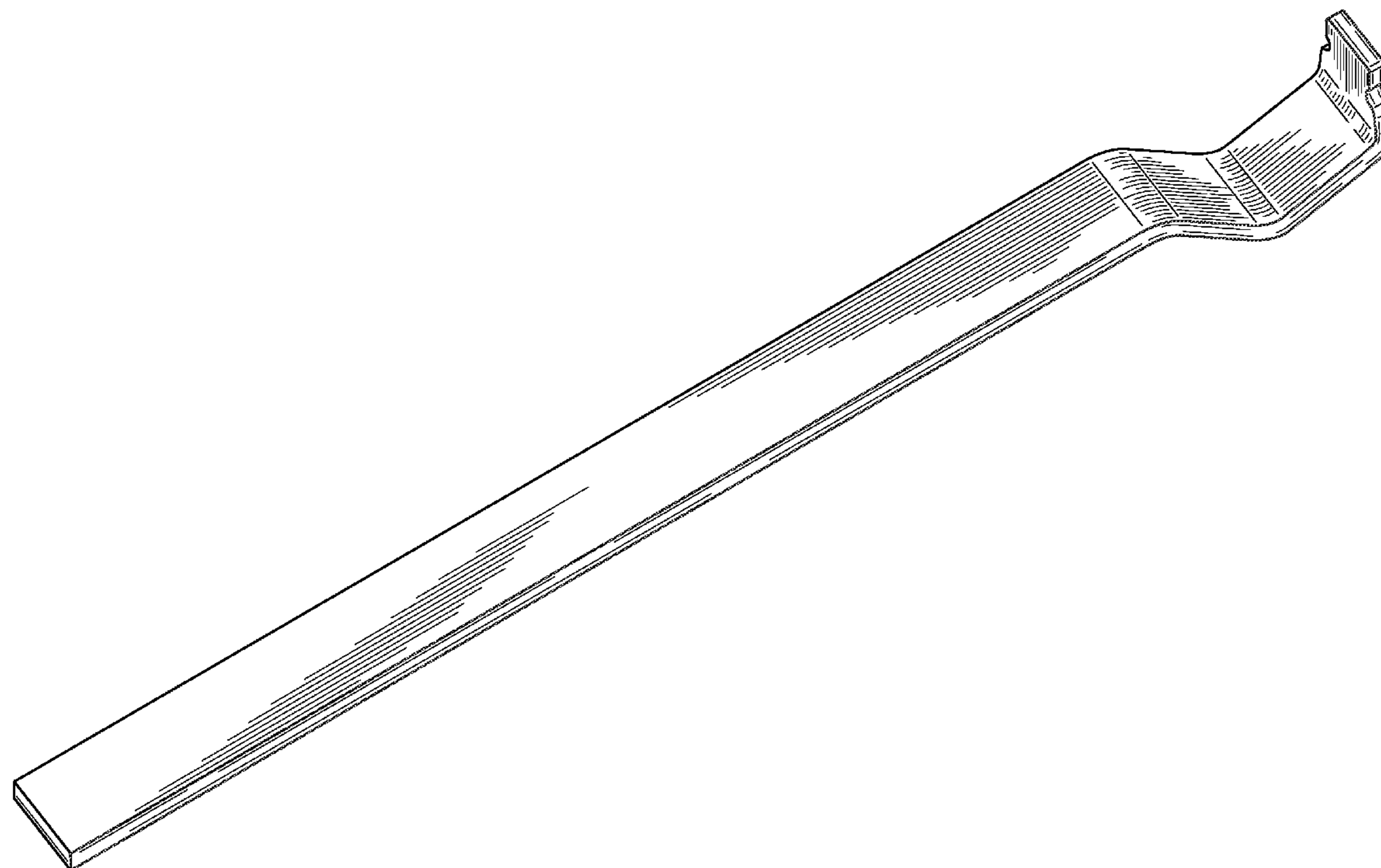
FIG. 4 is a front elevation view thereof;

FIG. 5 is a rear elevation view thereof;

FIG. 6 is a right side elevation view thereof; and,

FIG. 7 is a left side elevation view thereof.

**1 Claim, 3 Drawing Sheets**



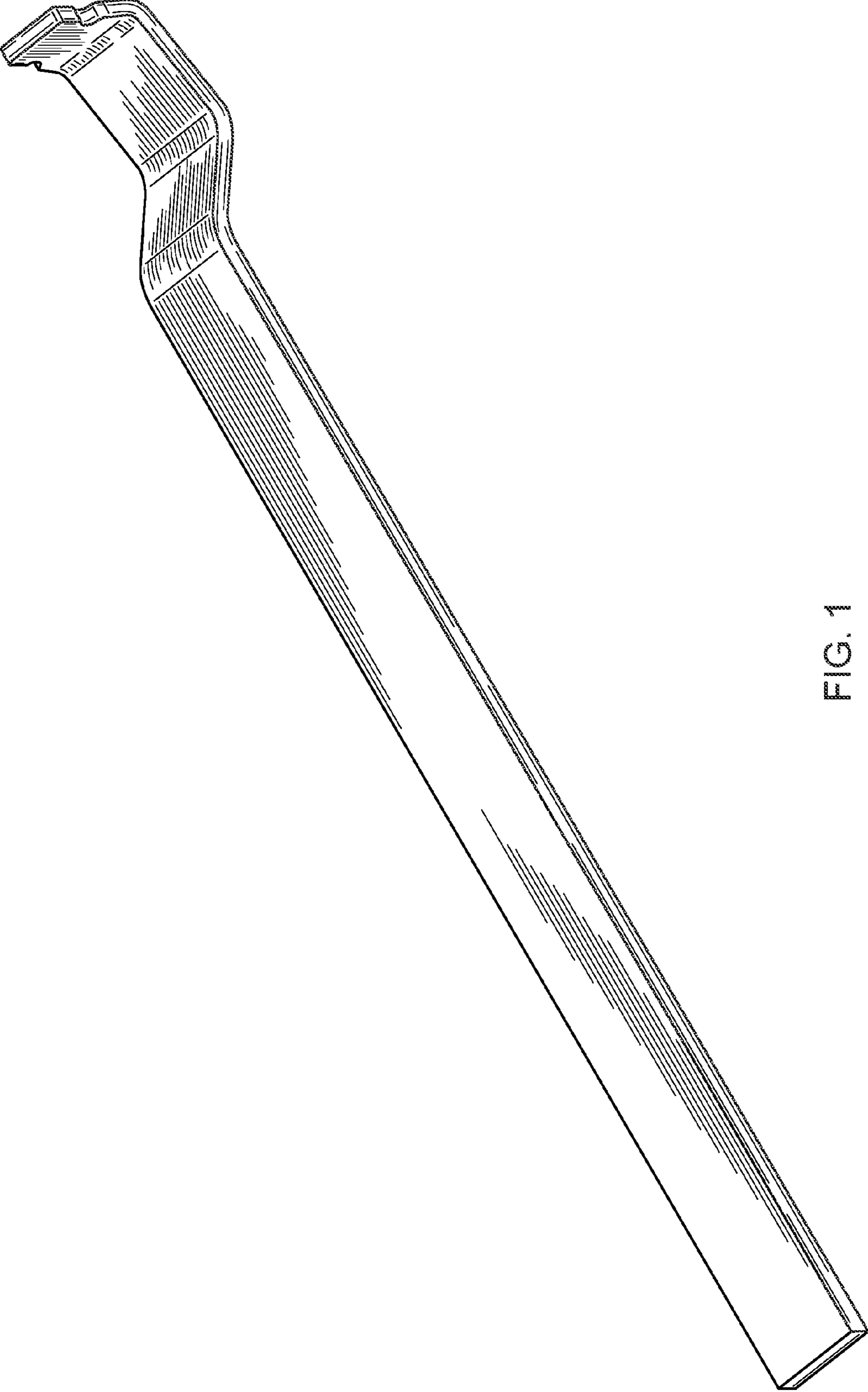


FIG. 1

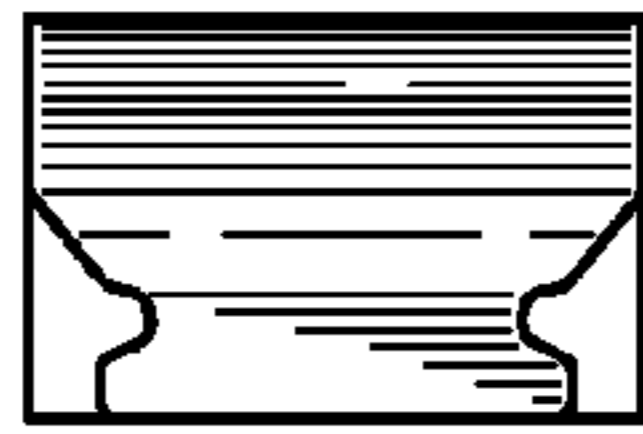


FIG. 2




FIG. 3

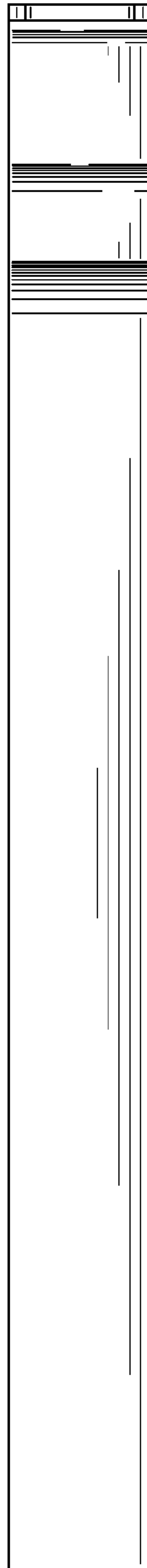


FIG. 4

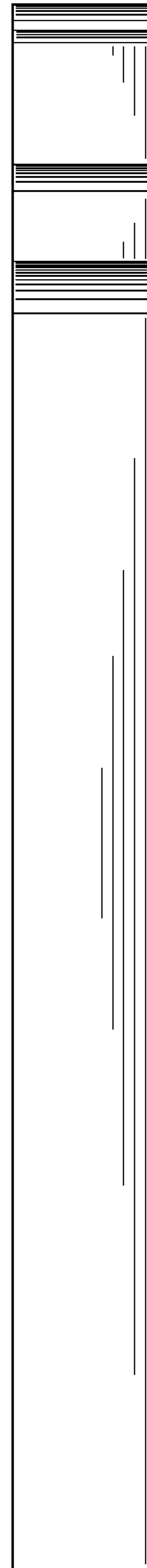


FIG. 5




FIG. 6



FIG. 7