



US00D594715S

(12) **United States Design Patent**
Shane-Schuldt

(10) **Patent No.:** **US D594,715 S**
(45) **Date of Patent:** **** Jun. 23, 2009**

(54) **SPOON**

D489,580 S * 5/2004 Shane-Schuldt D7/653
D489,581 S * 5/2004 Shane-Schuldt D7/653

(75) Inventor: **Diane Shane-Schuldt**, Sherrill, NY (US)

* cited by examiner

(73) Assignee: **Oneida, Ltd.**, Oneida, NY (US)

Primary Examiner—Caron Veynar

(**) Term: **14 Years**

Assistant Examiner—Ricky Pham

(21) Appl. No.: **29/330,897**

(74) *Attorney, Agent, or Firm*—Marjama Muldoon Blasiak & Sullivan LLP

(22) Filed: **Jan. 15, 2009**

(57) **CLAIM**

(51) **LOC (9) Cl.** **07-03**

The ornamental design for a spoon, as shown and described.

(52) **U.S. Cl.** **D7/653**

DESCRIPTION

(58) **Field of Classification Search** D7/368,
D7/395, 401.2, 642–646, 649–654, 660–669,
D7/675–676, 683, 688–692, 695–696; 30/137,
30/141–143, 147–150, 322–327, 329, 340,
30/342–346; 416/70 R

FIG. 1 is a top plan view of a spoon, illustrating my new design;

FIG. 2 is a right side view thereof, the left side view being a mirror image;

See application file for complete search history.

FIG. 3 is a bottom view thereof;

(56) **References Cited**

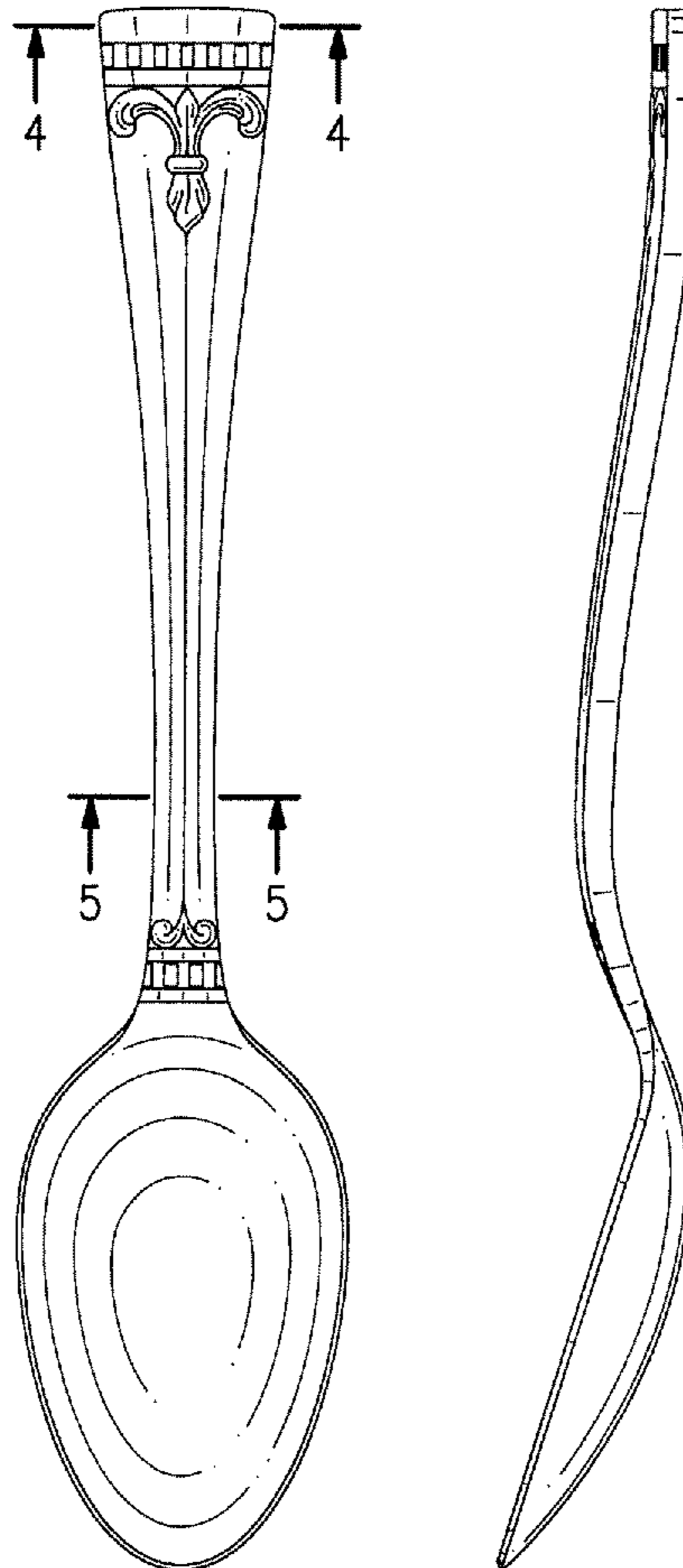
FIG. 4 is a cross-sectional view taken through line 4–4 of FIG. 1; and,

U.S. PATENT DOCUMENTS

FIG. 5 is a cross-sectional view taken through line 5–5 of FIG. 1.

- D115,632 S * 7/1939 Schulgasser D7/660
- D185,679 S * 7/1959 Rector D7/662
- D235,047 S * 5/1975 Manderfield D7/653

1 Claim, 1 Drawing Sheet



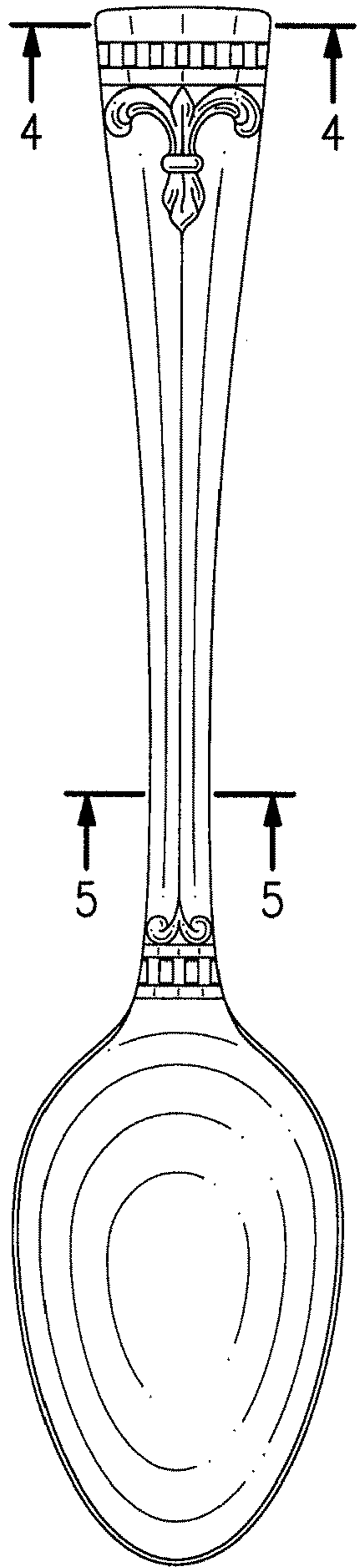


FIG. 1

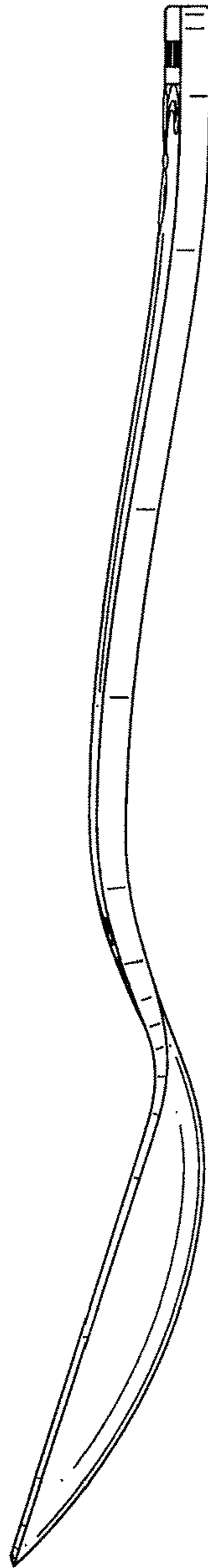


FIG. 2

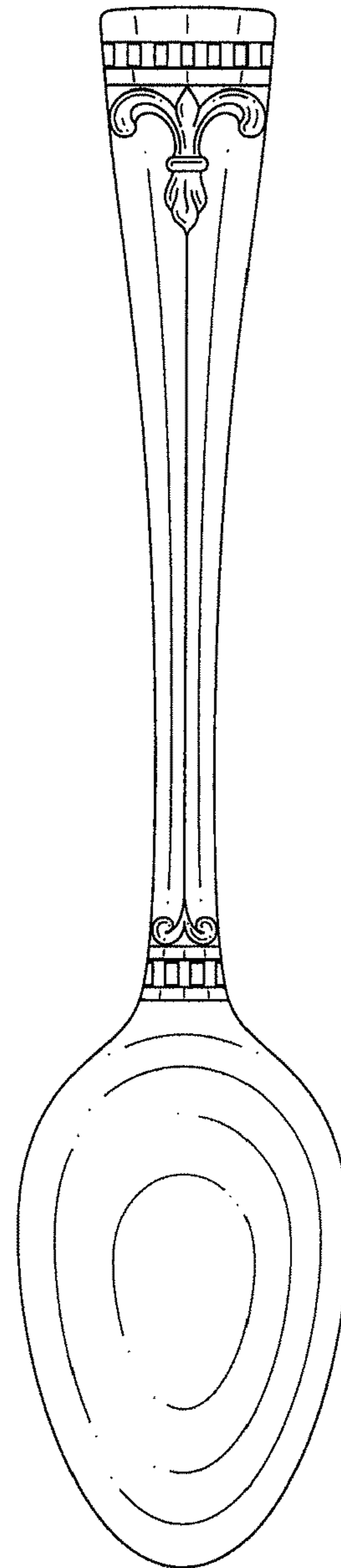


FIG. 3



FIG. 4



FIG. 5