



US00D594714S

(12) **United States Design Patent**
Junko

(10) **Patent No.:** **US D594,714 S**
(45) **Date of Patent:** **** Jun. 23, 2009**

(54) **SPOON**

(75) Inventor: **Theodore Junko**, Manlius, NY (US)

(73) Assignee: **Oneida, Ltd.**, Oneida, NY (US)

(**) Term: **14 Years**

(21) Appl. No.: **29/329,744**

(22) Filed: **Dec. 19, 2008**

(51) **LOC (9) Cl.** **07-03**

(52) **U.S. Cl.** **D7/653**

(58) **Field of Classification Search** D7/368,
D7/395, 401.2, 642-646, 649-654, 660-669,
D7/675-676, 683, 688-692, 695-696; 30/137,
30/141-143, 147-150, 322-327, 329, 340,
30/342-346; 416/70 R

See application file for complete search history.

(56) **References Cited**

U.S. PATENT DOCUMENTS

D193,734 S *	10/1962	Jainecker	D7/653
D197,666 S *	3/1964	Denzel	D7/653
D411,418 S *	6/1999	Shane-Schuldt	D7/653
D411,719 S *	6/1999	Shane-Schuldt	D7/653
D431,757 S *	10/2000	Junko	D7/653

D454,762 S *	3/2002	Richmond	D7/653
D490,661 S *	6/2004	Shane-Schuldt	D7/653
D545,641 S *	7/2007	Junko	D7/653
D575,595 S *	8/2008	Shane-Schuldt	D7/653

* cited by examiner

Primary Examiner—Caron Veynar

Assistant Examiner—Ricky Pham

(74) *Attorney, Agent, or Firm*—Marjama Muldoon Blasiak & Sullivan LLP

(57) **CLAIM**

The ornamental design for a spoon, as shown and described.

DESCRIPTION

FIG. 1 is a top plan view of a spoon, illustrating my new design;

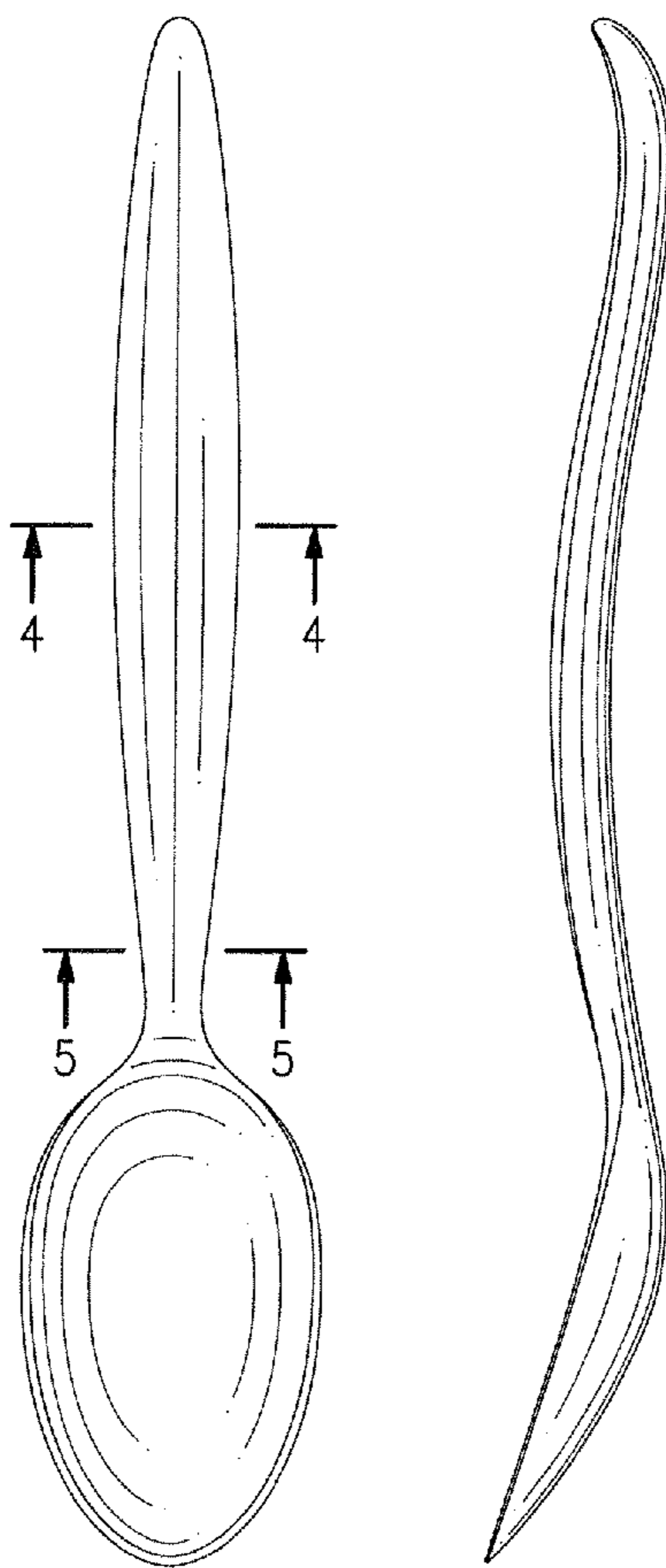
FIG. 2 is a right side view thereof, the left side view being a mirror image;

FIG. 3 is a bottom view thereof;

FIG. 4 is a cross-sectional view taken through line 4—4 of FIG. 1; and,

FIG. 5 is a cross-sectional view taken through line 5—5 of FIG. 1.

1 Claim, 1 Drawing Sheet



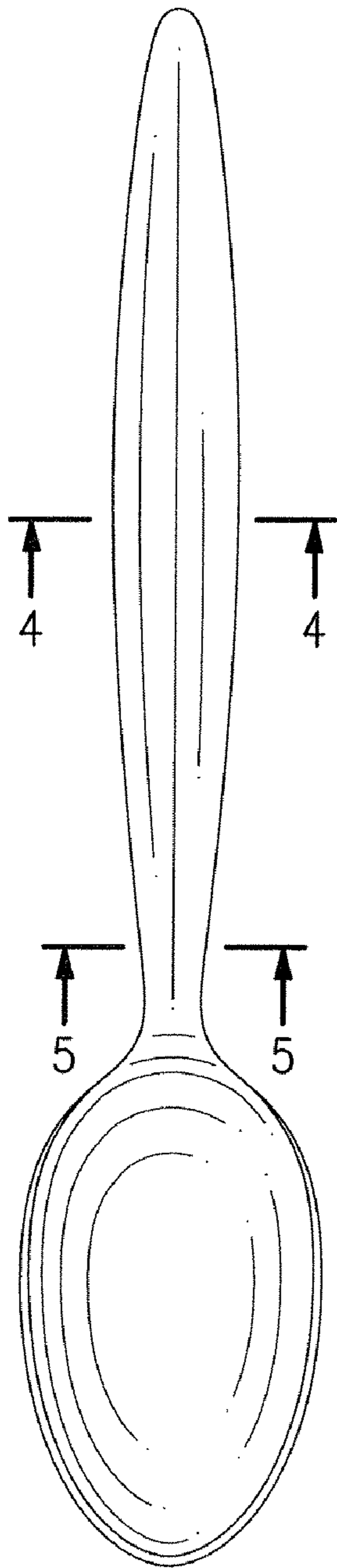


FIG. 1

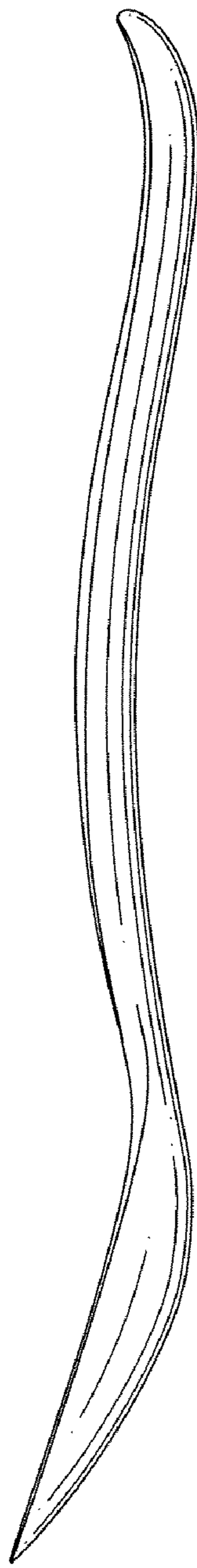


FIG. 2

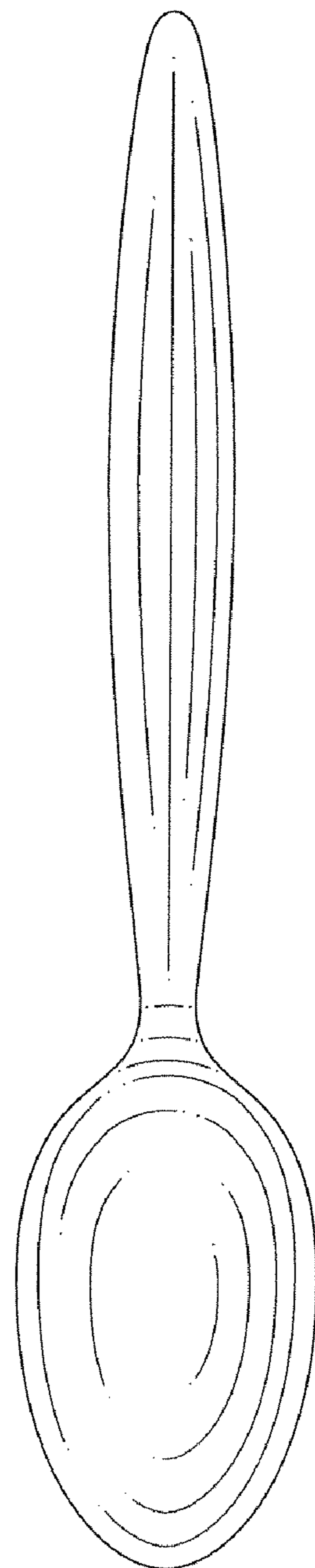


FIG. 3



FIG. 4



FIG. 5