

US00D594712S

(12) **United States Design Patent**
Shane-Schuldt

(10) **Patent No.:** **US D594,712 S**
(45) **Date of Patent:** **** Jun. 23, 2009**

- (54) **SPOON**
- (75) Inventor: **Diane Shane-Schuldt**, Sherrill, NY (US)
- (73) Assignee: **Oneida, Ltd.**, Oneida, NY (US)
- (**) Term: **14 Years**
- (21) Appl. No.: **29/328,943**
- (22) Filed: **Dec. 4, 2008**

- D490,283 S * 5/2004 Ito D7/662
- D499,940 S * 12/2004 Shane-Schuldt D7/662
- D553,906 S * 10/2007 Wellner D7/401.2
- D554,445 S * 11/2007 Richmond D7/653
- D558,000 S * 12/2007 Ito D7/662
- D569,198 S * 5/2008 Ito D7/662

* cited by examiner

Primary Examiner—Caron Veynar
Assistant Examiner—Ricky Pham
(74) *Attorney, Agent, or Firm*—Marjama Muldoon Blasiak & Sullivan LPP

- (51) **LOC (9) Cl.** **07-03**
- (52) **U.S. Cl.** **D7/653**
- (58) **Field of Classification Search** D7/368,
D7/395, 401.2, 642–646, 649, 654, 660–669,
D7/675–676, 683, 688–692, 695–696; 30/137,
30/141–143, 147–150, 322–327, 329, 340,
30/342–346; 416/70 R
See application file for complete search history.

(57) **CLAIM**

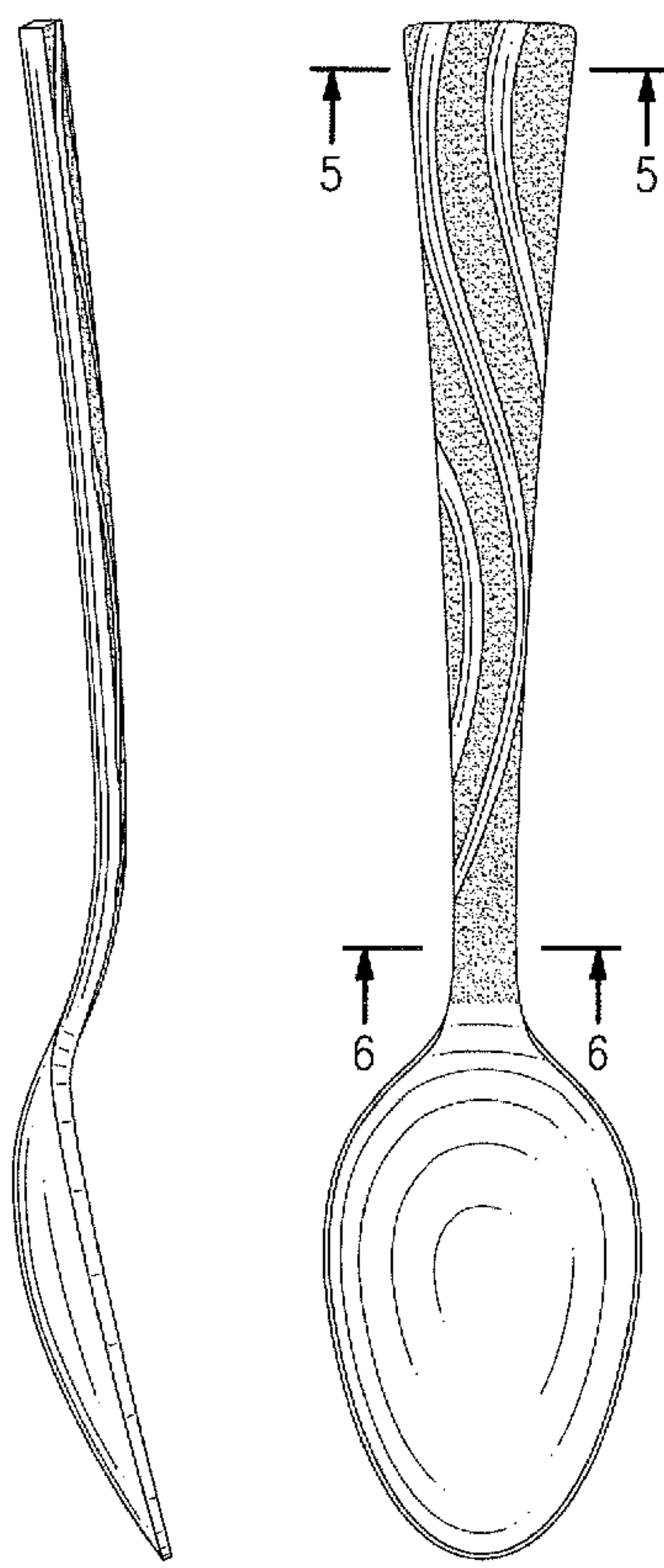
The ornamental design for a spoon, as shown and described.

DESCRIPTION

FIG. 1 is a left side view of a spoon, illustrating my new design;
FIG. 2 is a top plan view thereof;
FIG. 3 is a right side view thereof;
FIG. 4 is a bottom view thereof;
FIG. 5 is a cross-sectional view taken through line 5—5 of FIG. 2; and,
FIG. 6 is a cross-sectional view taken through line 6—6 of FIG. 2.

- (56) **References Cited**
U.S. PATENT DOCUMENTS
D154,942 S * 8/1949 McKenna D7/662
D167,664 S * 9/1952 Wagner D7/662
D185,524 S * 6/1959 Young et al. D7/656
D225,896 S * 1/1973 Manderfield D7/662
D271,267 S * 11/1983 Cassini D7/653
D334,117 S * 3/1993 Shane-Schuldt D7/662
D334,118 S * 3/1993 Gebhardt D7/662

1 Claim, 1 Drawing Sheet



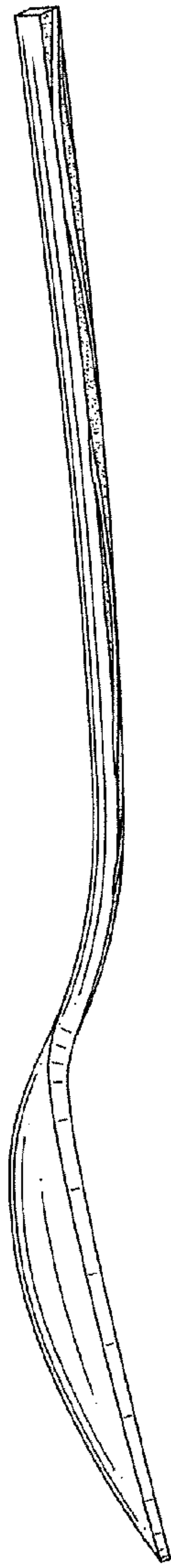


FIG. 1

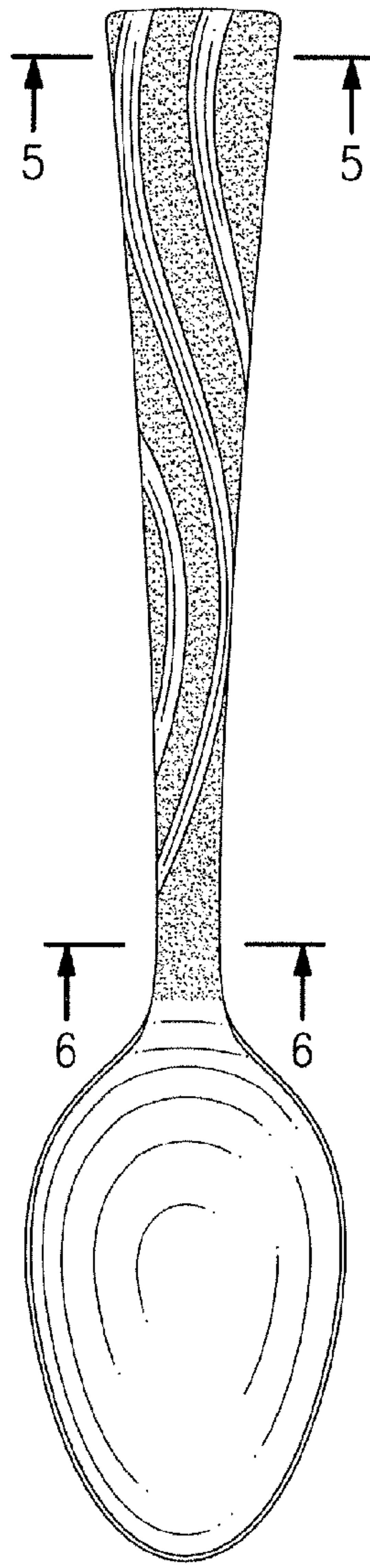


FIG. 2

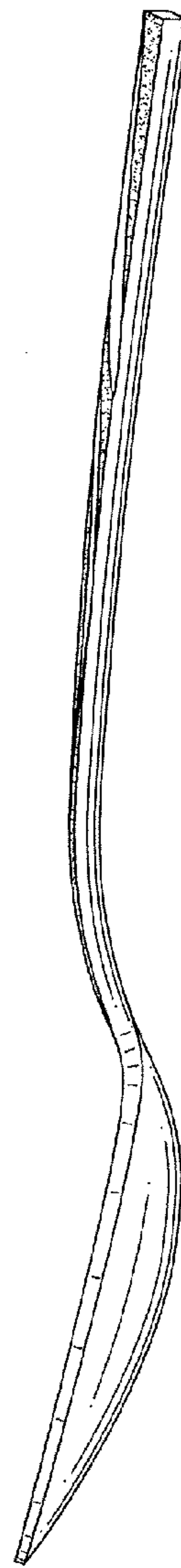


FIG. 3

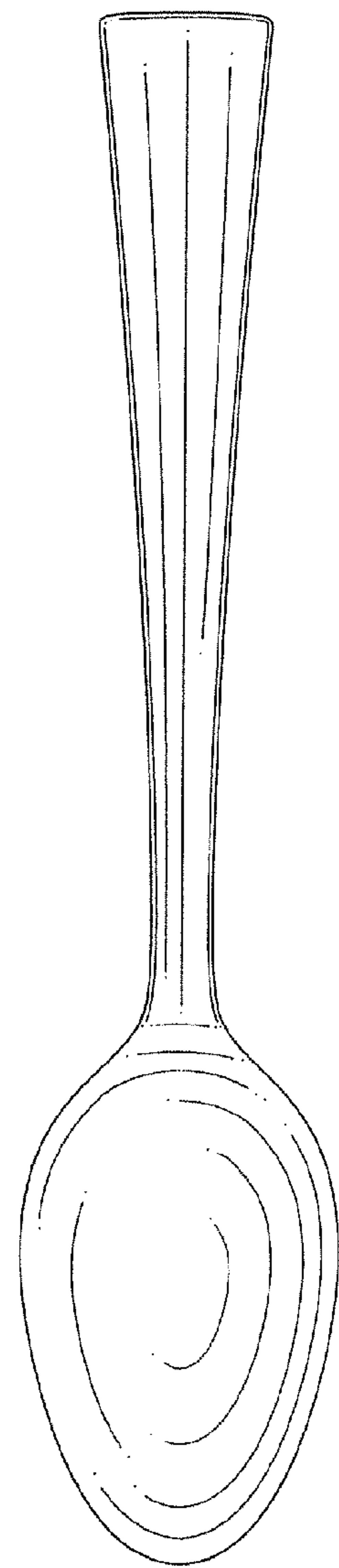


FIG. 4

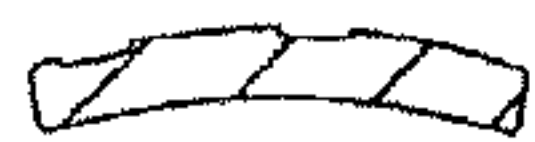


FIG. 5



FIG. 6