



US00D594711S

(12) **United States Design Patent**
Coppo

(10) **Patent No.:** **US D594,711 S**
(45) **Date of Patent:** **** Jun. 23, 2009**

- (54) **SPOON**
- (75) Inventor: **Pierluigi Coppo**, Milan (IT)
- (73) Assignee: **Sambonet Paderno Industrie S.p.A.**,
Milan (IT)
- (**) Term: **14 Years**
- (21) Appl. No.: **29/312,066**
- (22) Filed: **Sep. 29, 2008**
- (51) **LOC (9) Cl.** **07-03**
- (52) **U.S. Cl.** **D7/653**
- (58) **Field of Classification Search** **D7/300.2,**
D7/368, 395, 401.2, 642-646, 649-654, 660-669,
D7/675-676, 683, 688-692, 695-696; D10/57;
30/137, 141-143, 147-150, 322-327, 329,
30/340, 342-346; 416/70 R
See application file for complete search history.

6,463,662 B1 *	10/2002	Coscia et al.	30/141
D478,482 S	8/2003	Berard et al.		
D491,025 S	6/2004	Welch		
D492,549 S	7/2004	Welch		
D497,083 S	10/2004	Welch		
D503,540 S	4/2005	Barber		
D512,607 S	12/2005	Bodum		
D540,627 S	4/2007	Tarrerias		
D546,135 S	7/2007	Ricks		
D546,137 S	7/2007	Junko		
D549,055 S	8/2007	Shane-Schuldt		
D558,533 S	1/2008	de Bretton Gordon		
D565,362 S	4/2008	Ito		
D572,088 S	7/2008	de Bretton Gordon		
D572,091 S *	7/2008	Holcomb	D7/653
D575,116 S	8/2008	Williams		
D575,998 S	9/2008	de Bretton Gordon		
D578,357 S	10/2008	Shane-Schuldt		
D579,730 S	11/2008	Williams		

* cited by examiner

Primary Examiner—Caron Veynar
Assistant Examiner—Ricky Pham
(74) *Attorney, Agent, or Firm*—Hedman & Costigan, P.C.;
Kathleen A. Costigan

(56) **References Cited**
U.S. PATENT DOCUMENTS

D84,654 S	7/1931	Saارين		
D104,467 S	5/1937	O'Donnell		
D110,283 S	6/1938	Goodrich		
D142,714 S	10/1945	Helander		
D145,144 S	7/1946	Price		
D174,023 S *	2/1955	Del Mas	D7/653
D180,464 S	6/1957	Weeber		
D181,450 S	11/1957	Barata et al.		
D198,908 S	8/1964	Hanh		
4,147,918 A	4/1979	Ritter et al.		
D254,947 S	5/1980	Knope		
D334,118 S	3/1993	Gebhardt		
D368,209 S *	3/1996	Decker	D7/653
D402,500 S	12/1998	Welch		
D414,382 S *	9/1999	Crane et al.	D7/643
D423,875 S	5/2000	Toffolon		
D424,954 S *	5/2000	Chambers	D10/57
D440,810 S *	4/2001	Olson	D7/300.2
D455,936 S	4/2002	Welch		

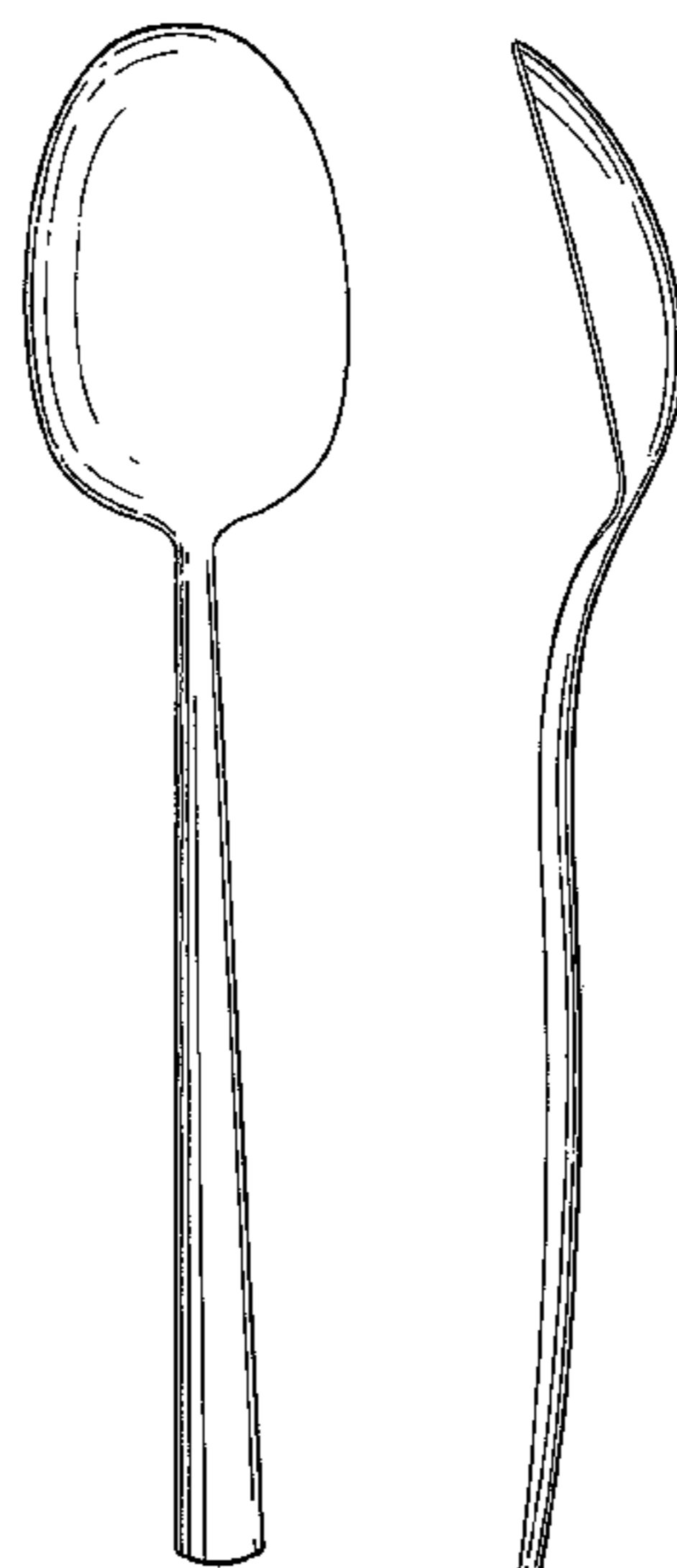
(57) **CLAIM**

The ornamental design for a spoon, as shown.

DESCRIPTION

FIG. 1 is a top and right side perspective view of a spoon showing my new design;
FIG. 2 is a bottom plan view thereof;
FIG. 3 is a top plan view thereof;
FIG. 4 is a right side elevational view thereof;
FIG. 5 is a left side elevational view thereof;
FIG. 6 is a front elevational view thereof; and,
FIG. 7 is a back elevational view thereof.

1 Claim, 7 Drawing Sheets



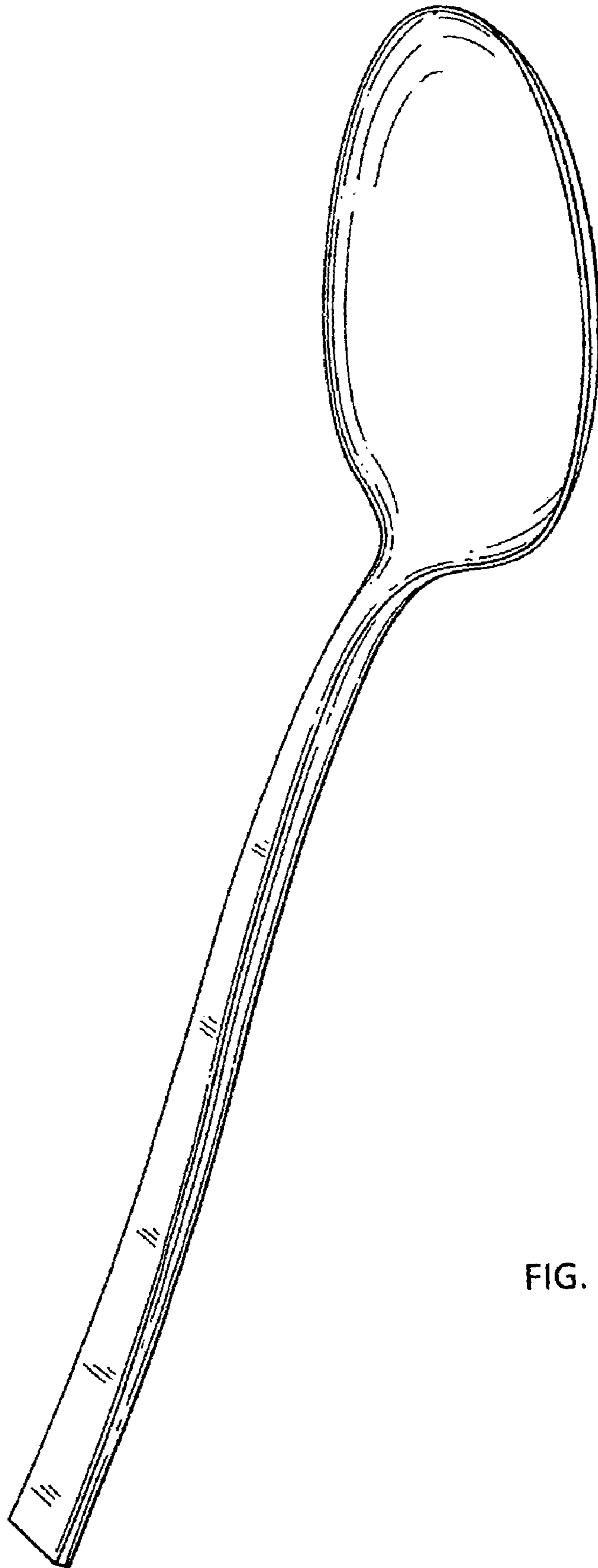


FIG. 1

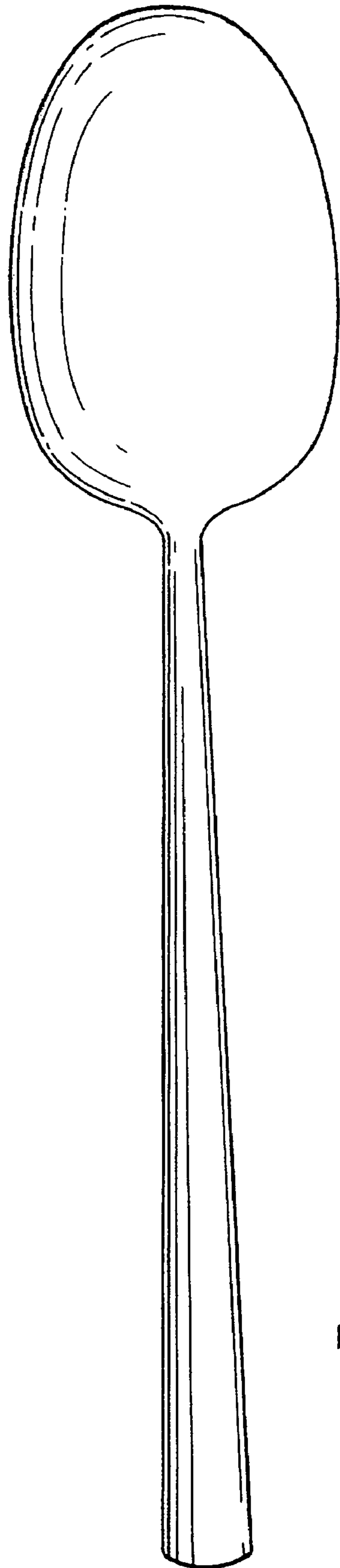


FIG. 2

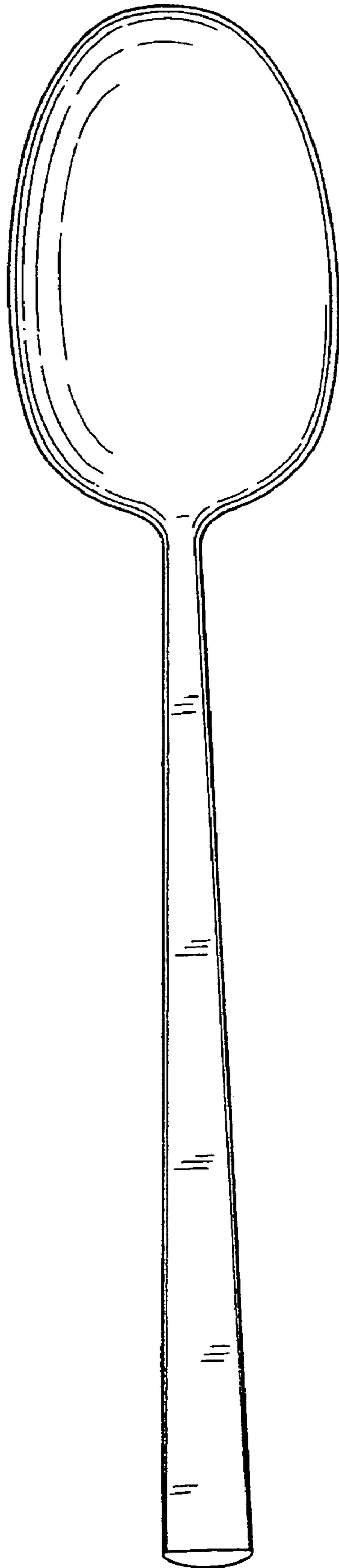


FIG. 3

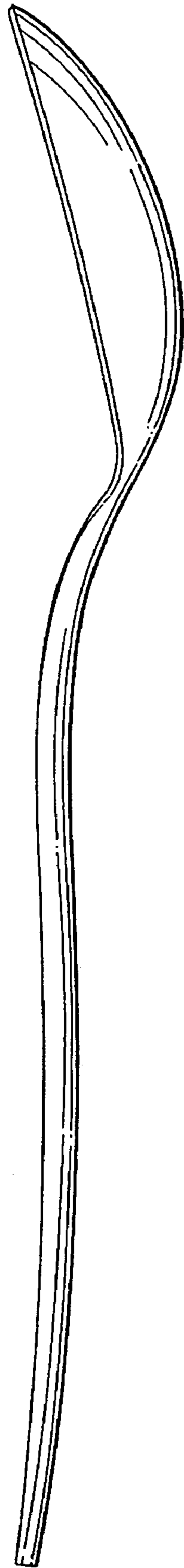


FIG. 4

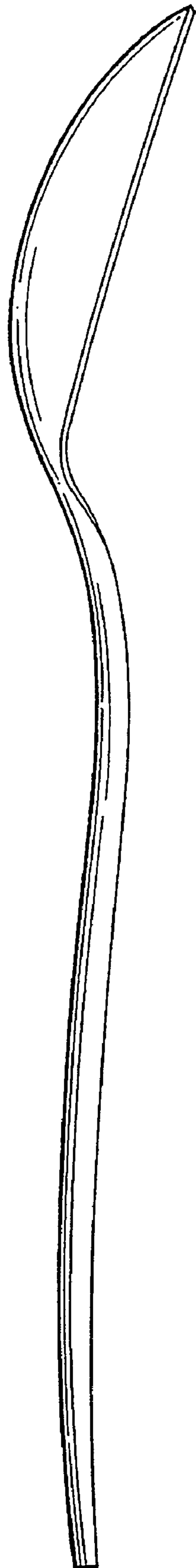


FIG. 5




FIG. 6




FIG. 7