



US00D594678S

(12) **United States Design Patent**
Loew et al.

(10) **Patent No.:** **US D594,678 S**
(45) **Date of Patent:** **** *Jun. 23, 2009**

(54) **CAR SEAT BASE**

(75) Inventors: **Christopher Loew**, Palo Alto, CA (US);
Joseph Lishing Hei, Palo Alto, CA
(US); **Bryan Thomas White**, Fremont,
CA (US)

(73) Assignee: **Orbit Baby, Inc.**, Newark, CA (US)

(*) Notice: This patent is subject to a terminal dis-
claimer.

(**) Term: **14 Years**

(21) Appl. No.: **29/260,130**

(22) Filed: **May 20, 2006**

(51) **LOC (9) Cl.** **06-01**

(52) **U.S. Cl.** **D6/500**

(58) **Field of Classification Search** D6/333-336,
D6/339-341, 344, 381, 491, 500-502; 297/250.1,
297/255, 256.15; 5/94, 98.2, 103-104, 655,
5/655.3; D12/129-130, 133; D21/419; 280/30-31
See application file for complete search history.

(56) **References Cited**

U.S. PATENT DOCUMENTS

- 4,750,783 A 6/1988 Irby et al.
- 4,762,364 A 8/1988 Young
- 4,911,499 A * 3/1990 Meeker 297/260.2
- 4,936,629 A 6/1990 Young
- 4,943,113 A * 7/1990 Meeker 297/256.16
- 5,462,333 A 10/1995 Beauvais
- 5,478,135 A 12/1995 Kain
- 5,540,365 A 7/1996 LaMair
- D373,028 S * 8/1996 Kain D6/333
- 5,551,751 A * 9/1996 Sedlack et al. 297/256.13
- 5,562,548 A 10/1996 Pinch et al.
- 5,567,008 A * 10/1996 Cone, II 297/256.16
- D375,919 S * 11/1996 Krauss D11/216
- 5,575,530 A * 11/1996 Harper et al. 297/260.2
- 5,581,234 A * 12/1996 Emery et al. 340/457.1
- 5,660,430 A * 8/1997 Clarke 297/130

- 5,908,223 A 6/1999 Miller
- D417,568 S * 12/1999 Pike D6/500
- 6,000,753 A 12/1999 Cone, II
- 6,017,088 A 1/2000 Stephens et al.
- 6,076,894 A 6/2000 Busch
- 6,145,927 A 11/2000 Lo
- 6,189,970 B1 2/2001 Rosko
- 6,193,312 B1 2/2001 Yoshida et al.
- D438,716 S * 3/2001 Longenecker D6/333
- 6,196,629 B1 3/2001 Onishi et al.

(Continued)

FOREIGN PATENT DOCUMENTS

GB 2207043 A 1/1989

OTHER PUBLICATIONS

Aprica (Sep. 2004). "Ricerca Pediatrica," Brochure, 1 page.
FRD. (2005). FRD Car Seat Brochure, Tai Tsun Ltd., Inc., Taiwan,
R.O.C., 8 pages.
Graco (2005). "Autobaby + Base," Brochure, 2 pages.

Primary Examiner—Sandra Snapp
(74) *Attorney, Agent, or Firm*—Morrison & Foerster LLP

(57) **CLAIM**

The ornamental design for a car seat base, as shown and
described.

DESCRIPTION

FIG. 1 is a front perspective view of a car seat base, showing
my new design.

FIG. 2 is a front elevation view thereof;

FIG. 3 is a rear elevation view thereof;

FIG. 4 is a left side elevation view thereof;

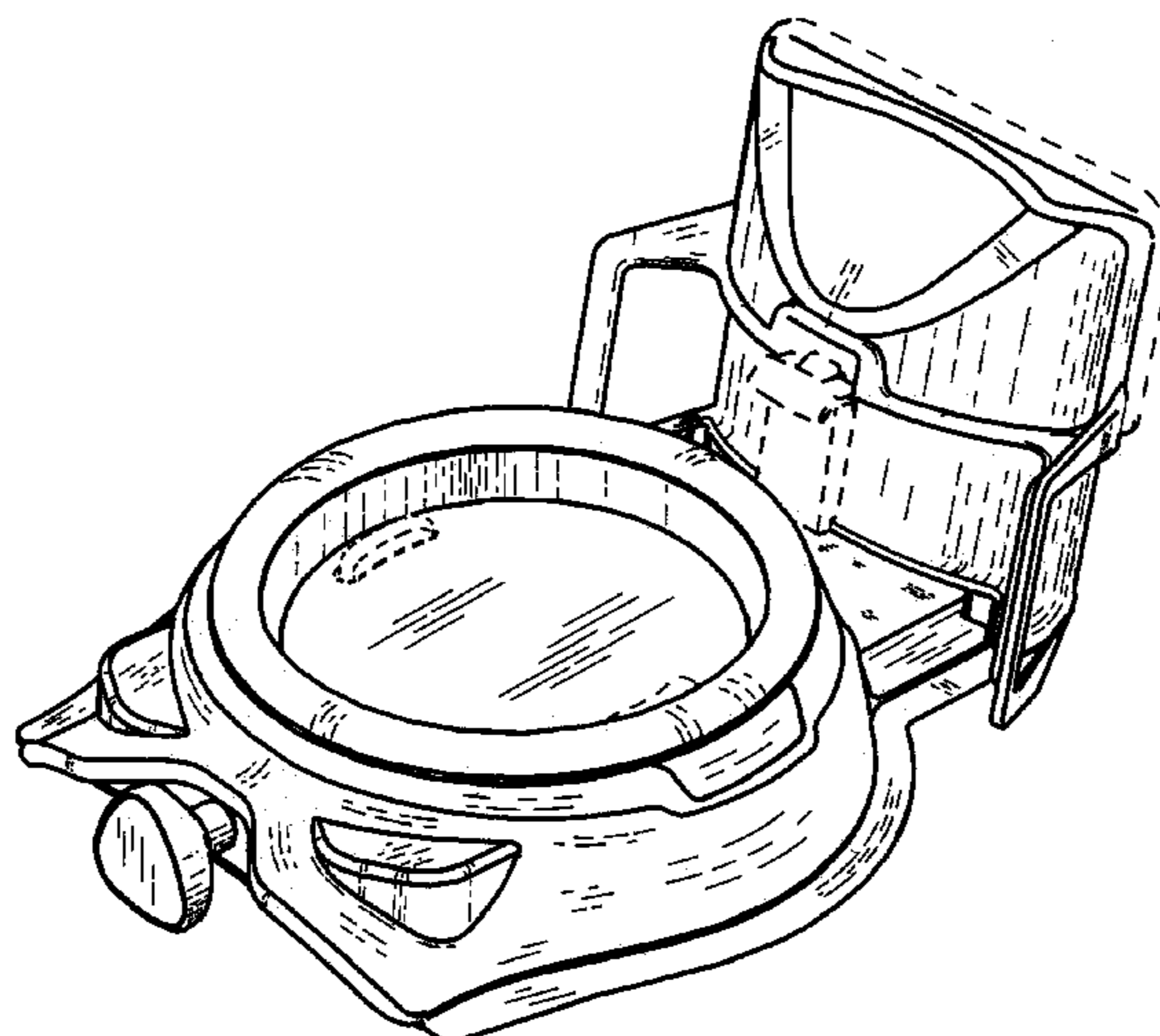
FIG. 5 is a right side elevation view thereof;

FIG. 6 is an overhead plan view thereof; and,

FIG. 7 is a bottom plan view thereof.

The features shown in broken lines are for illustrative pur-
poses only and do not form part of the claimed design.

1 Claim, 7 Drawing Sheets



US D594,678 S

Page 2

U.S. PATENT DOCUMENTS

6,241,314	B1	6/2001	Pufall	6,863,345	B2	3/2005	Kain	
6,283,545	B1	9/2001	Ernst	6,938,954	B1	9/2005	Hendren et al.	
6,318,799	B1	11/2001	Greger et al.	7,004,541	B2	2/2006	Sedlack	
6,428,100	B1	8/2002	Kain et al.	D535,125	S *	1/2007	Batchelor D6/500
6,508,510	B2	1/2003	Yamazaki	7,163,265	B2	1/2007	Adachi	
6,554,358	B2	4/2003	Kain	2005/0264064	A1	12/2005	Hei et al.	

* cited by examiner

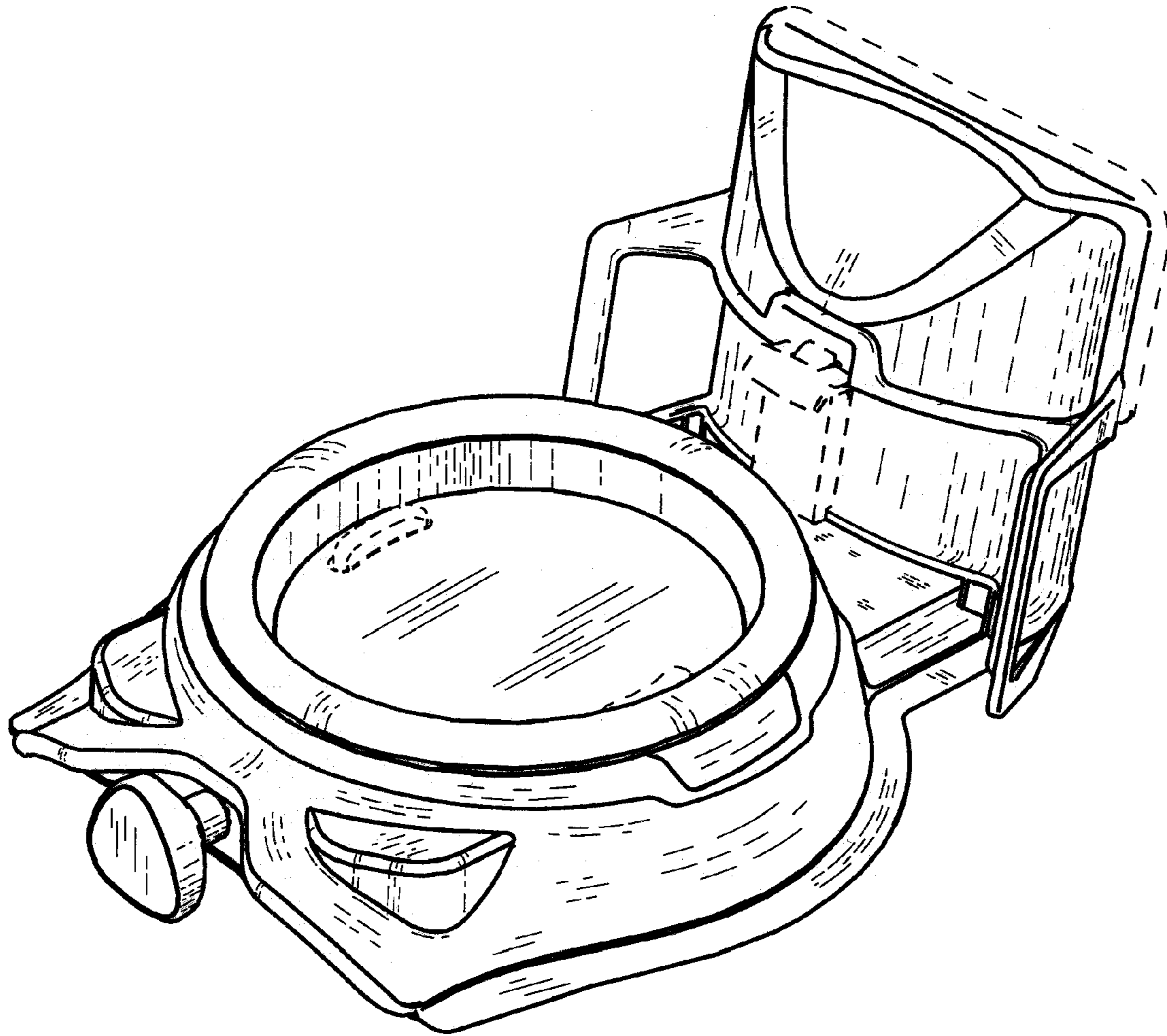


FIG. 1

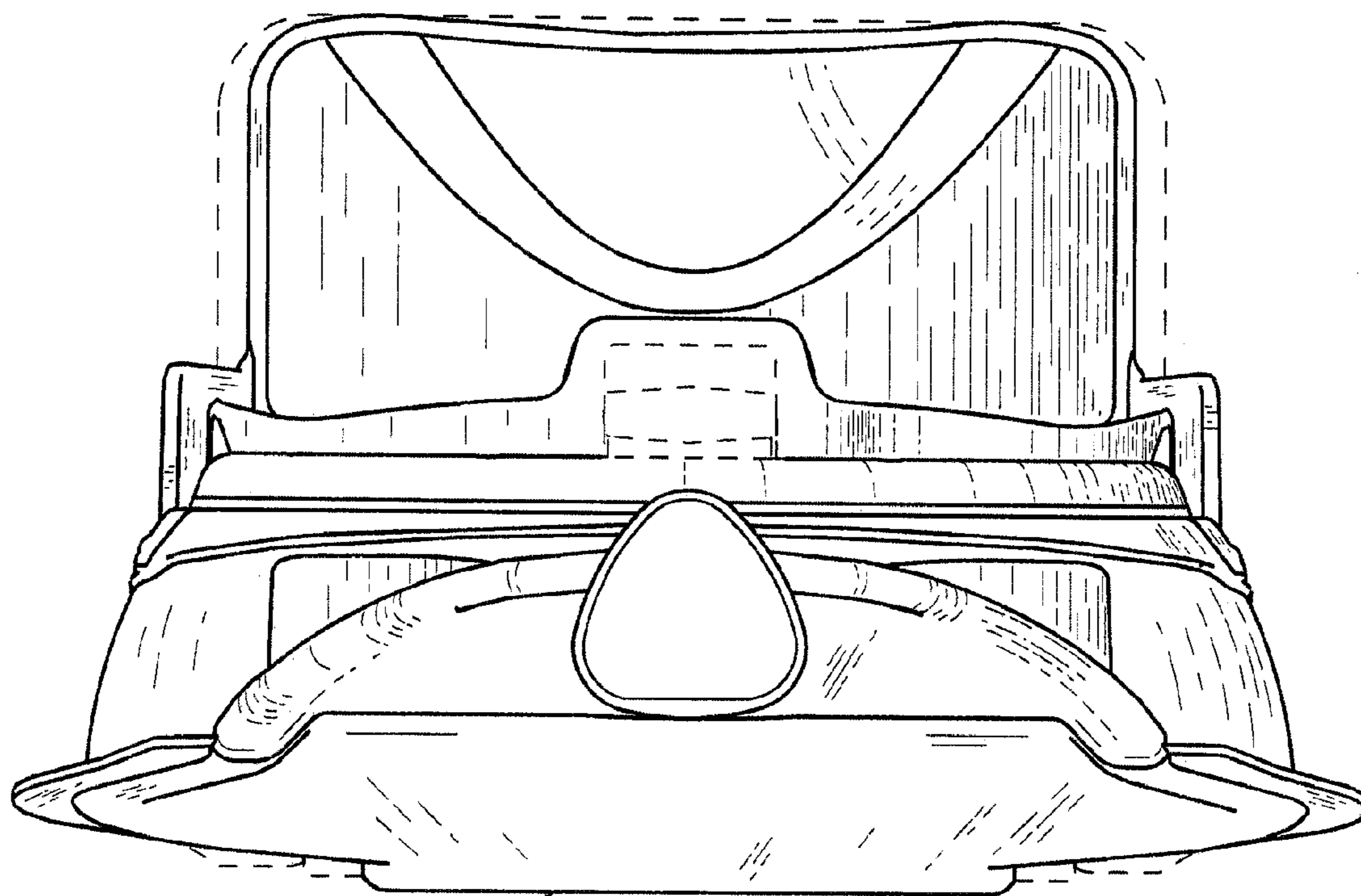


FIG. 2

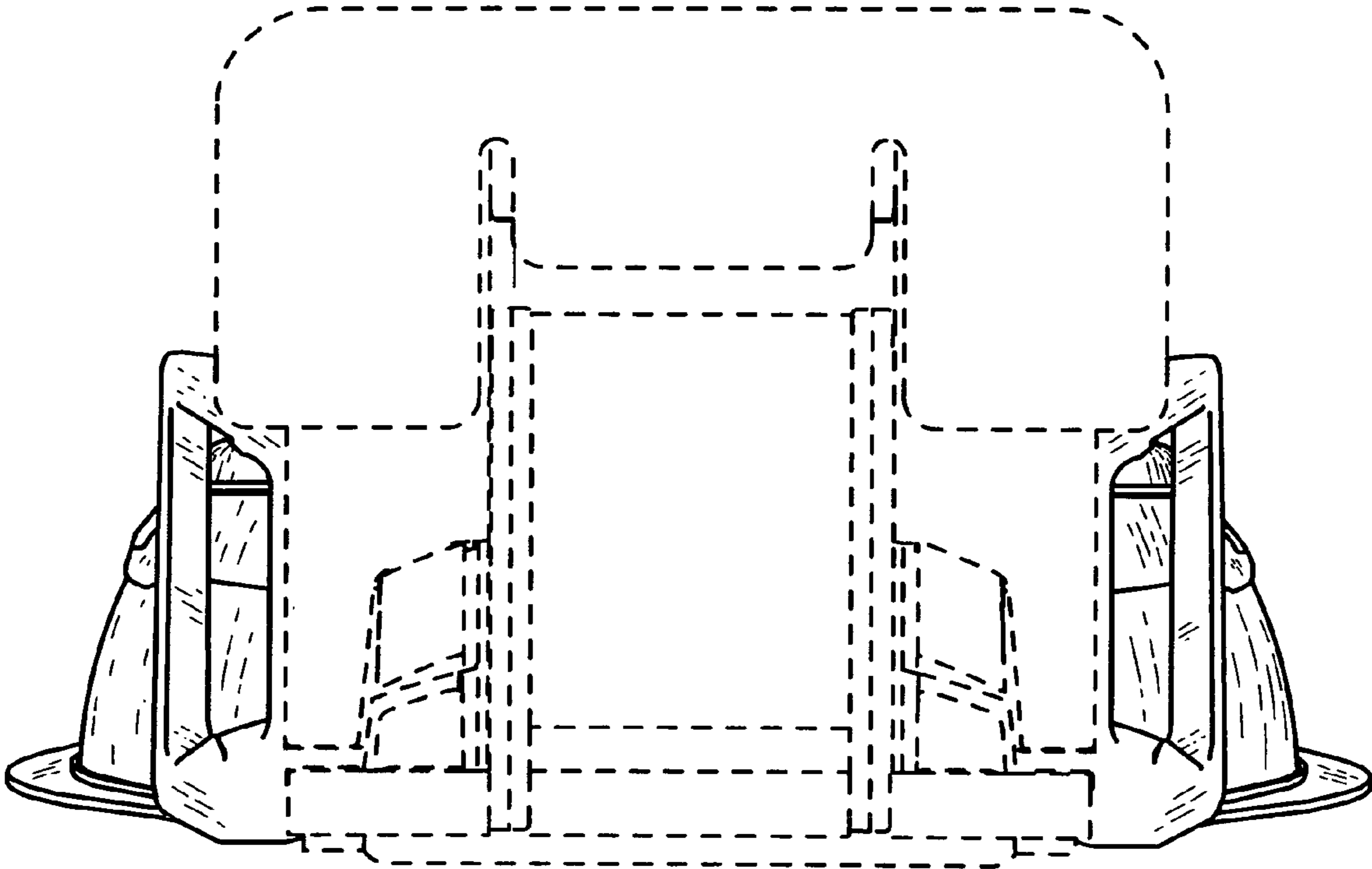


FIG. 3

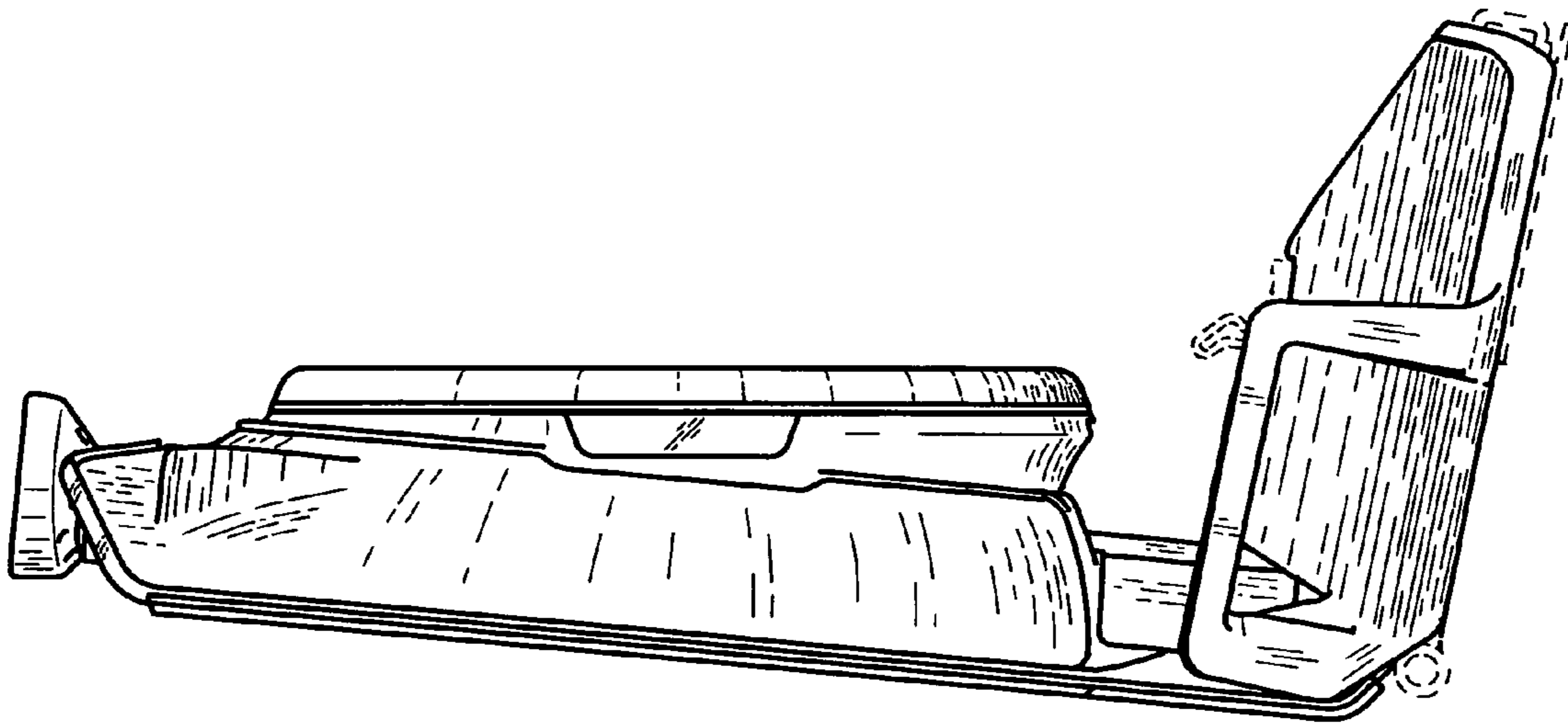


FIG. 4

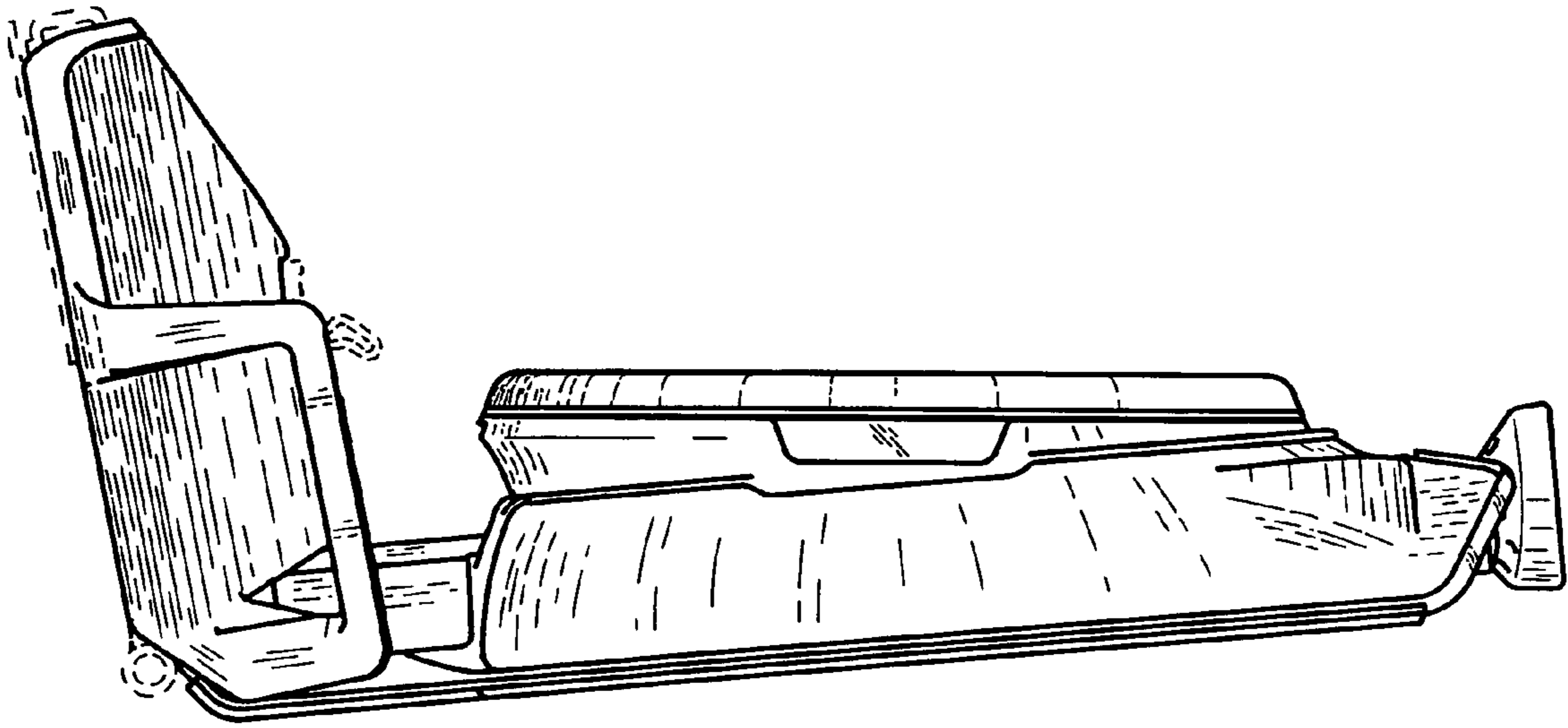


FIG. 5

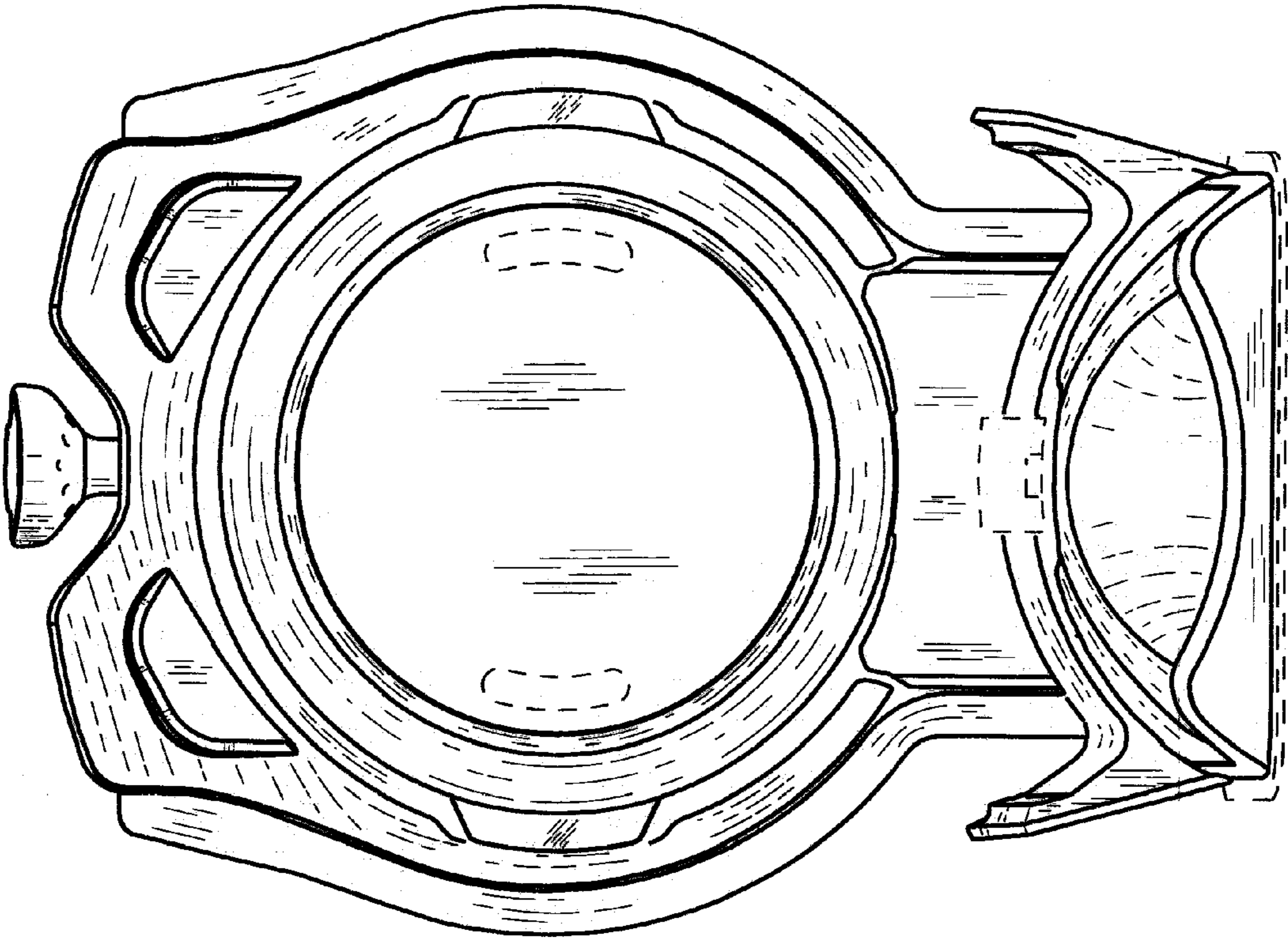


FIG. 6

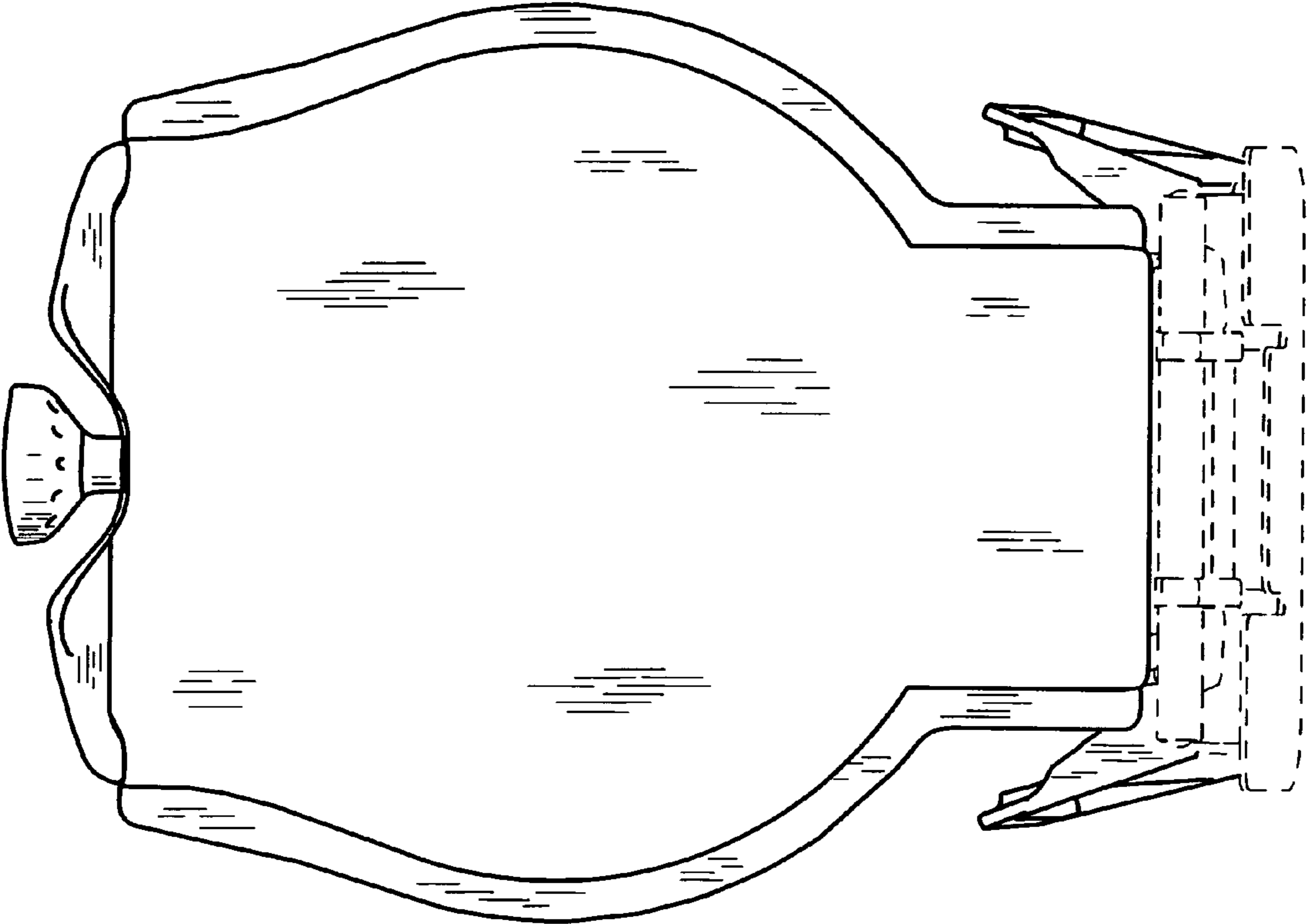


FIG. 7