



US00D594677S

(12) **United States Design Patent**  
**Arkitekter**

(10) **Patent No.:** **US D594,677 S**

(45) **Date of Patent:** **\*\* Jun. 23, 2009**

(54) **THREE-LEGGED CIRCULAR TABLE**

D488,647 S \* 4/2004 Ford et al. .... D6/489  
D553,396 S \* 10/2007 Vargo ..... D6/480

(76) Inventor: **Thomas E. Arkitekter**, Riddargatan 17  
D, 1 tr, Stockholm (SE) SE-114 57

\* cited by examiner

(\*\*) Term: **14 Years**

*Primary Examiner*—Janice E Seeger

(74) *Attorney, Agent, or Firm*—Novak Druce & Quigg, LLP

(21) Appl. No.: **29/322,109**

(57) **CLAIM**

(22) Filed: **Jul. 29, 2008**

I claim the ornamental design for a three-legged circular table, as shown and described.

(51) **LOC (9) Cl.** ..... **06-03**

(52) **U.S. Cl.** ..... **D6/488; D6/489**

(58) **Field of Classification Search** ..... D6/480–489,  
D6/495–499, 439–431, 423, 477–479; 108/150,  
108/153.1, 155, 156, 161, 115, 118, 131,  
108/129, 132, 120; 248/188, 188.1, 188.8  
See application file for complete search history.

**DESCRIPTION**

(56) **References Cited**

U.S. PATENT DOCUMENTS

1,899,082 A \* 2/1933 Saussure, Jr. .... 108/158  
D143,004 S \* 11/1945 Hunter ..... D6/485  
D362,983 S \* 10/1995 Magnusson ..... D6/480  
D482,215 S \* 11/2003 Chadwick et al. .... D6/480

FIG. 1 is a perspective view of said three-legged circular table;

FIG. 2 is a front view thereof;

FIG. 3 is a perspective view of one of the joints thereof;

FIG. 4 is a frontal view of the interior of one of the joints thereof;

FIG. 5 is a bottom plan view thereof; and,

FIG. 6 is a top plan view thereof.

**1 Claim, 6 Drawing Sheets**





FIG. 1





FIG. 2



FIG. 3






FIG. 4






FIG. 5






FIG. 6