

US00D594656S

(12) **United States Design Patent**
Wills

(10) **Patent No.:** **US D594,656 S**

(45) **Date of Patent:** **** Jun. 23, 2009**

(54) **INFANT ACCESSORY WALLET**

Primary Examiner—Holly H Baynham
(74) *Attorney, Agent, or Firm*—Sheridan Ross P.C.

(76) **Inventor:** **Emma Kate Wills**, 14 Water St.,
Leichhardt, New South Wales (AU) 2040

(57) **CLAIM**

(**) **Term:** **14 Years**

The ornamental design for an infant accessory wallet, as shown and described.

(21) **Appl. No.:** **29/317,048**

(22) **Filed:** **Apr. 22, 2008**

DESCRIPTION

(51) **LOC (9) Cl.** **03-01**

FIG. 1 is a front perspective view of an infant accessory wallet in a closed position, showing my new design;

(52) **U.S. Cl.** **D3/247**

FIG. 2 is a top plan view of the infant accessory wallet shown in an open position;

(58) **Field of Classification Search** D3/232–233,
D3/240–252; 150/100, 103–104, 106–110,
150/113–114, 118–119, 130–132

FIG. 3 is a right elevation view of the invention illustrated in FIG. 2;

See application file for complete search history.

FIG. 4 is a front elevation view of the invention illustrated in FIG. 2;

(56) **References Cited**

U.S. PATENT DOCUMENTS

2,926,932	A *	3/1960	Koerper	281/34
D380,295	S *	7/1997	Morris	D3/243
D393,947	S *	5/1998	Alves et al.	D3/303
D446,930	S *	8/2001	Bodony et al.	D3/233
D543,359	S *	5/2007	Suppancig	D3/299
D553,856	S *	10/2007	Shum	D3/247
D586,121	S *	2/2009	Holzner et al.	D3/247

FIG. 5 is a left elevation view of the invention illustrated in FIG. 2;

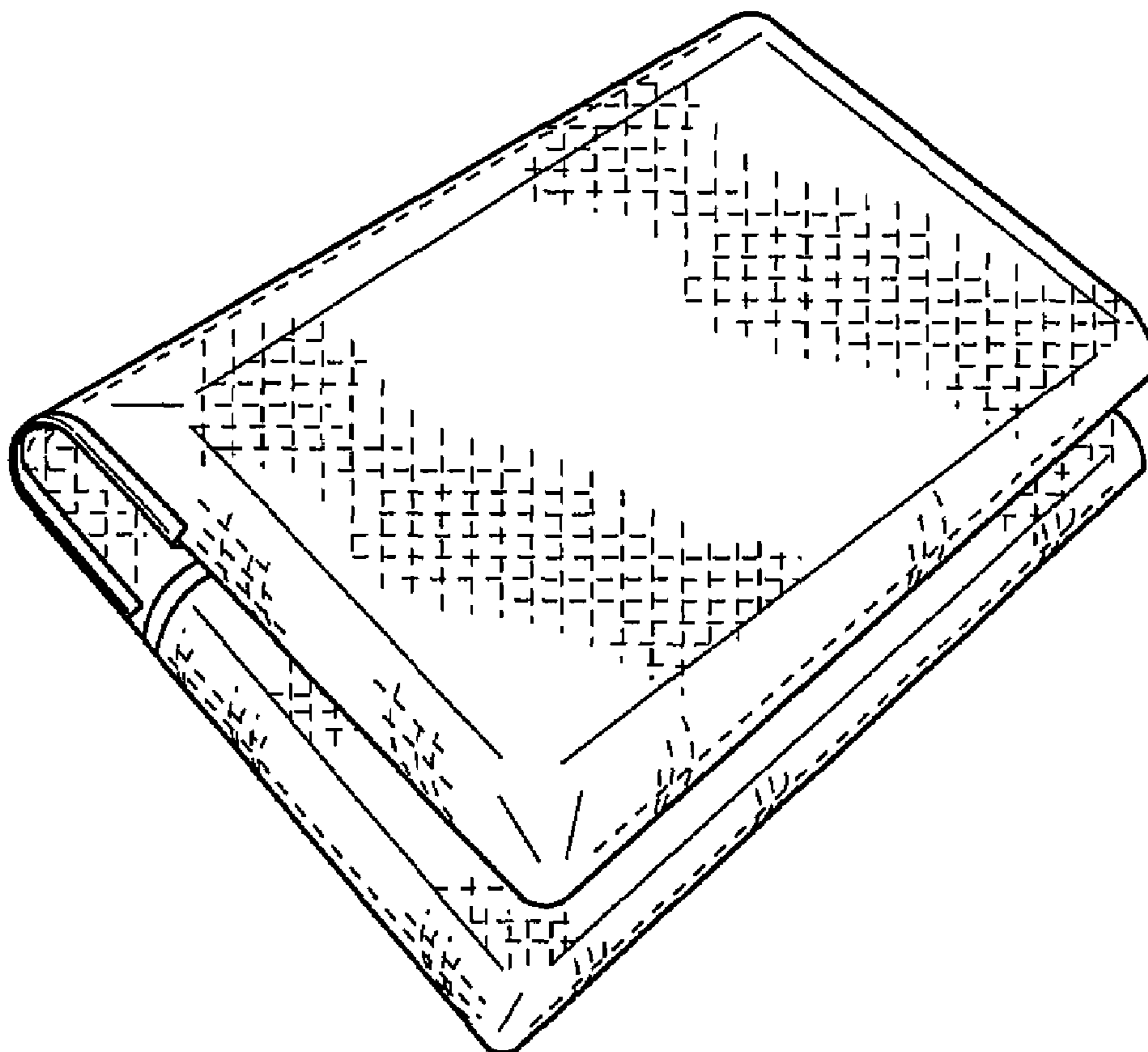
FIG. 6 is a bottom plan view of the invention illustrated in FIG. 2; and,

FIG. 7 is a rear elevation view of the invention illustrated in FIG. 2.

The broken lines showing inserts for the wallet are for illustrative purposes and form no part of the claimed design.

* cited by examiner

1 Claim, 2 Drawing Sheets



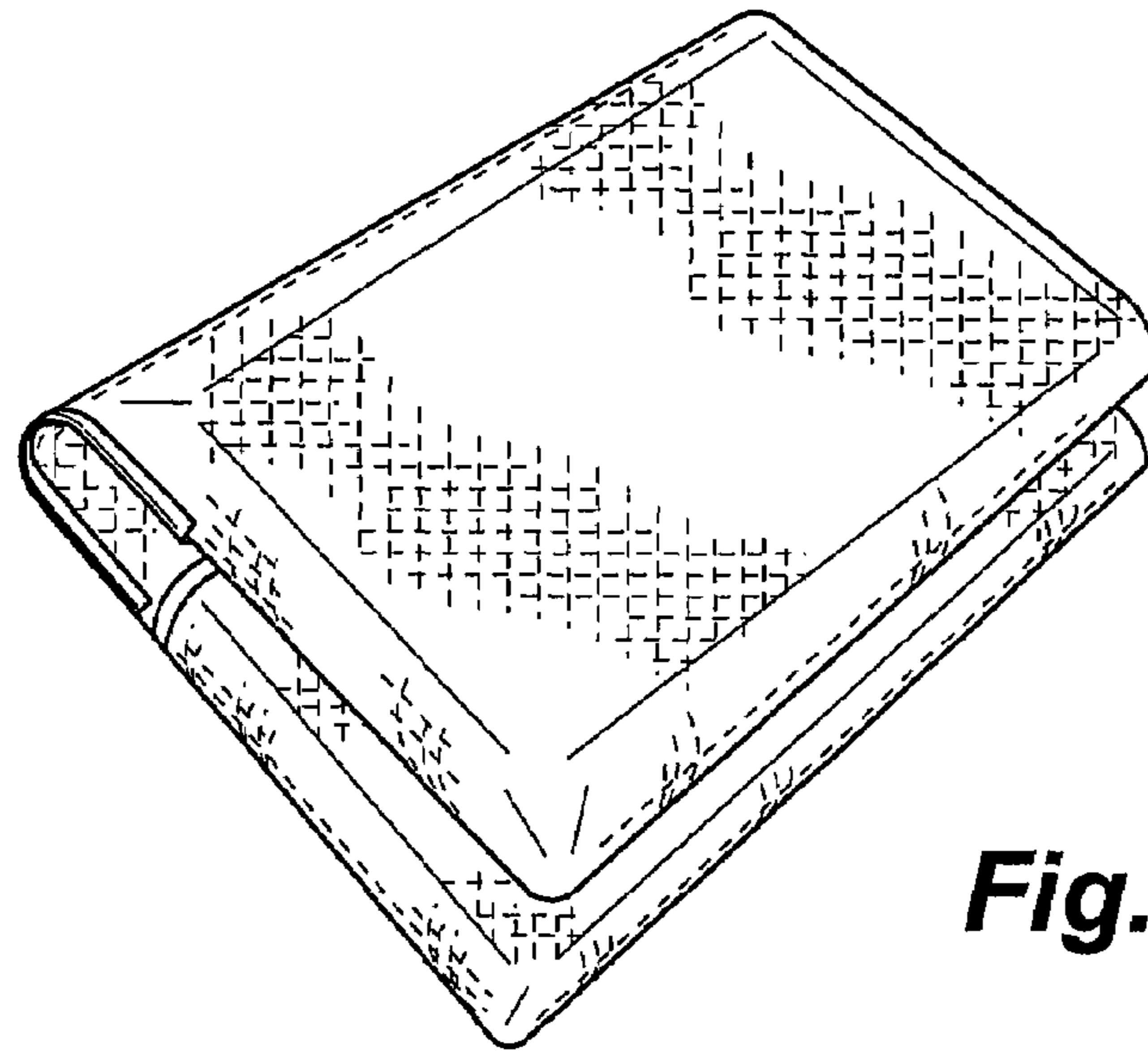


Fig. 1

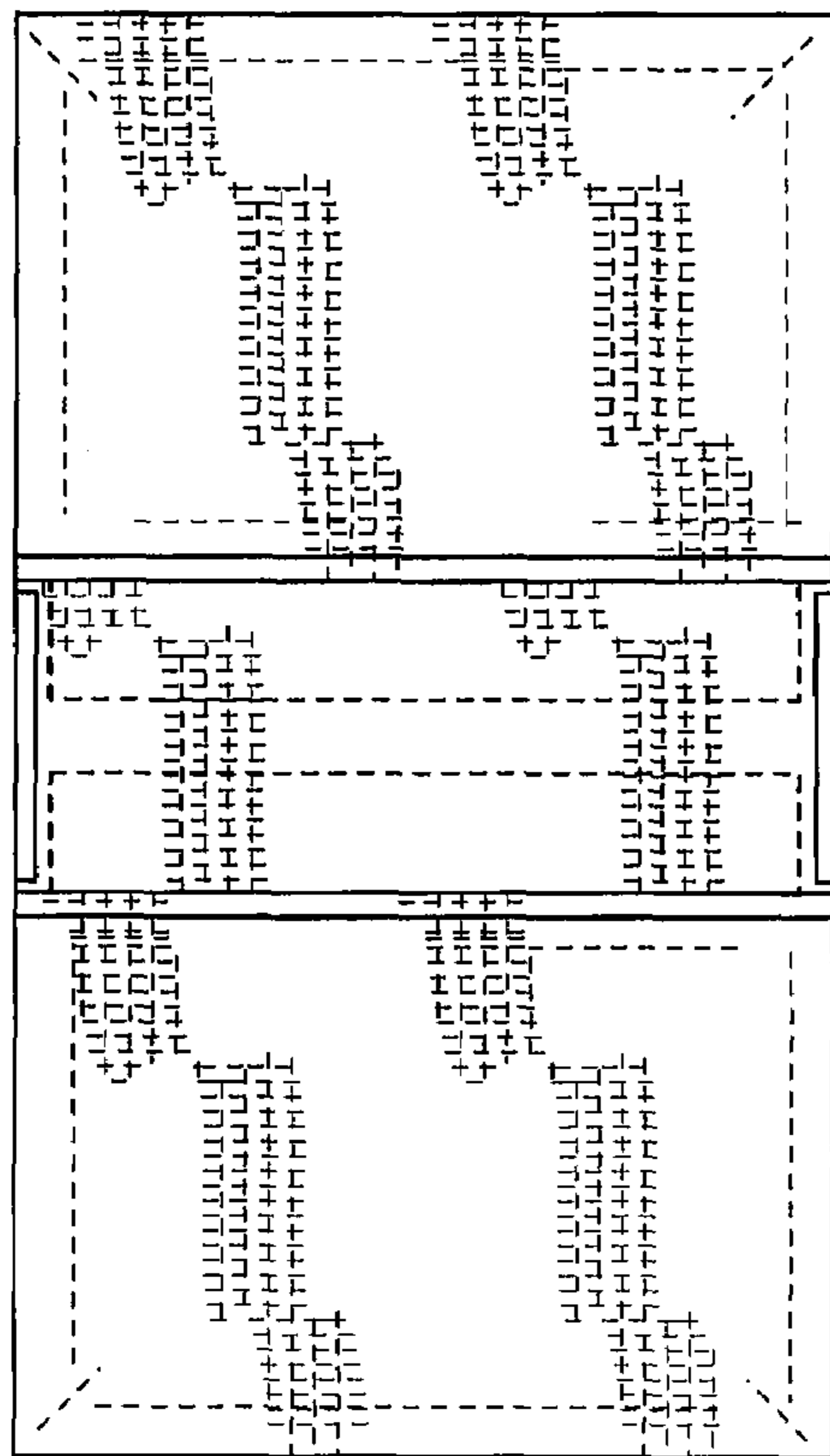


Fig. 2



Fig. 3

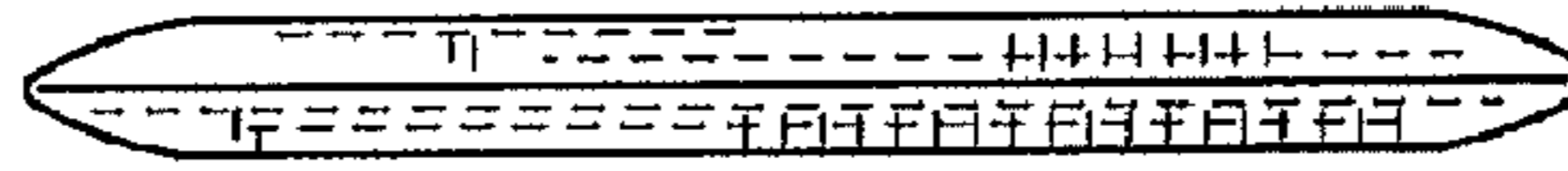


Fig. 4



Fig. 5

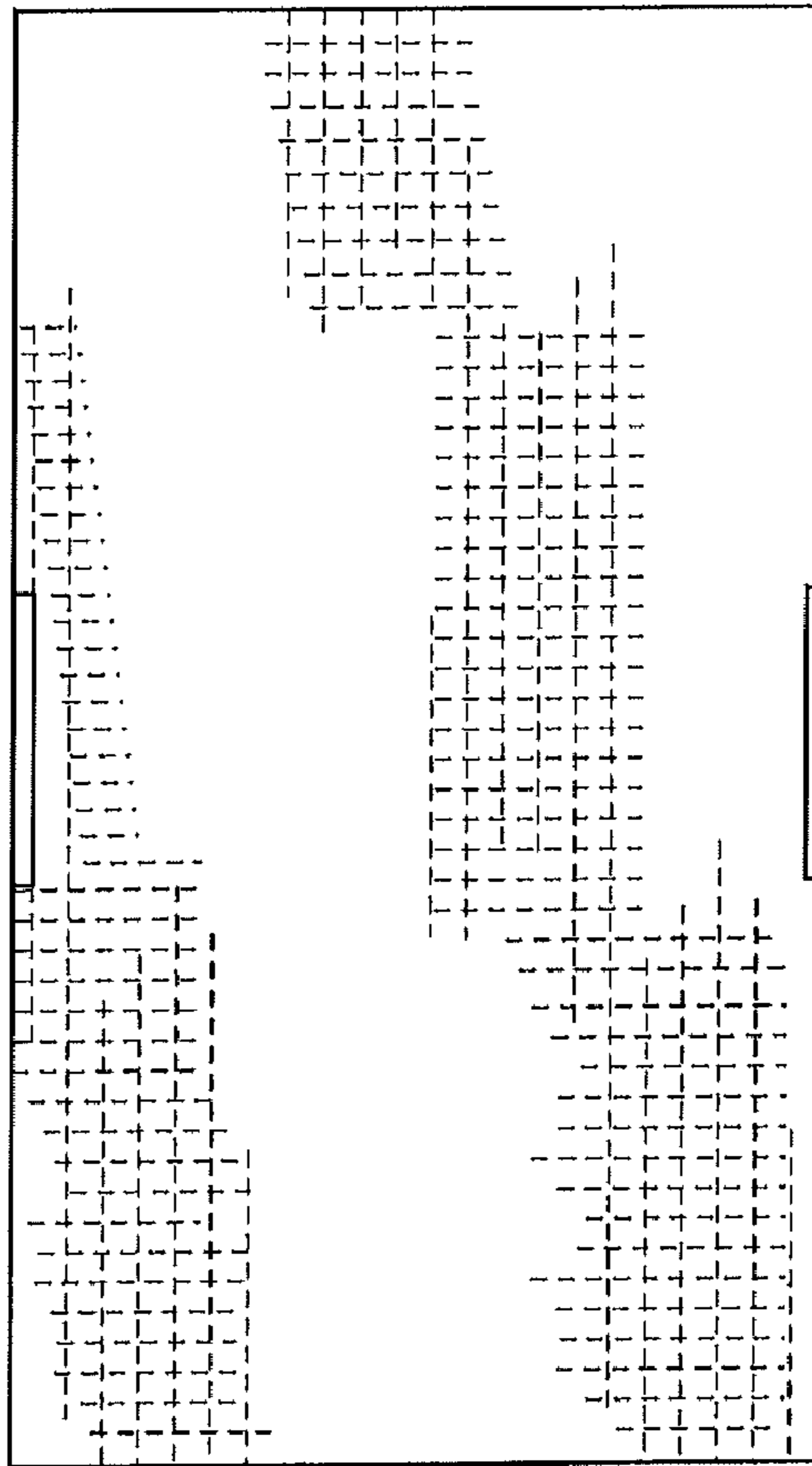


Fig. 6

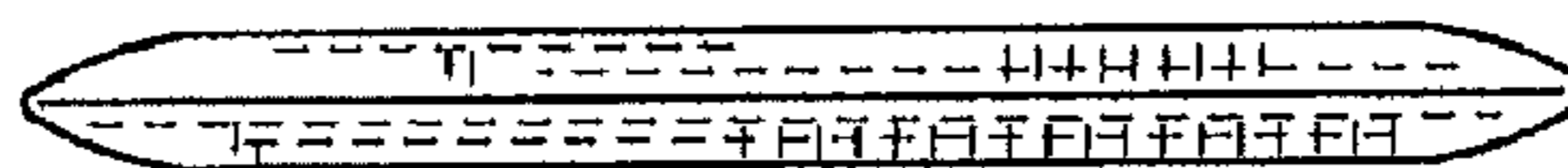


Fig. 7