

US00D594654S

(12) **United States Design Patent**
Guyon et al.

(10) **Patent No.:** **US D594,654 S**
(45) **Date of Patent:** **** Jun. 23, 2009**

(54) **HANDBAG**

(75) Inventors: **Isabelle Guyon**, Paris (FR); **Sophie Delafontaine**, Paris (FR); **Philippe Cassegrain**, Paris (FR)

(73) Assignee: **S.A.S Jean Cassegrain**, Paris (FR)

(**) Term: **14 Years**

(21) Appl. No.: **29/293,452**

(22) Filed: **Nov. 26, 2007**

(51) **LOC (9) Cl.** **03-01**

(52) **U.S. Cl.** **D3/245**

(58) **Field of Classification Search** D3/232–234,
D3/240–246, 318, 324; 150/100, 103–104,
150/107–110, 118–119

See application file for complete search history.

(56) **References Cited**

U.S. PATENT DOCUMENTS

3,669,169	A *	6/1972	Lubliner	150/107
D442,364	S	5/2001	Guyon		
D461,633	S	8/2002	Guyon		
D462,516	S	9/2002	Delafontaine		
D489,892	S *	5/2004	Cassegrain	D3/246
D489,893	S	5/2004	Guyon		
D489,895	S	5/2004	Guyon		
D489,897	S	5/2004	Guyon		

D501,598	S	2/2005	Guyon		
D501,600	S	2/2005	Guyon		
D504,227	S *	4/2005	Delafontaine	D3/233
D530,508	S *	10/2006	Delafontaine	D3/243
D530,509	S *	10/2006	Delafontaine	D3/243
D539,033	S	3/2007	Cassegrain		
D539,536	S	4/2007	Guyon		
D539,537	S	4/2007	Guyon		

* cited by examiner

Primary Examiner—Holly H Baynham

(74) *Attorney, Agent, or Firm*—Gottlieb, Rackman & Reisman, P.C.

(57) **CLAIM**

The ornamental design for a handbag, as shown as described.

DESCRIPTION

FIG. 1 is a bottom plan view of our new design;

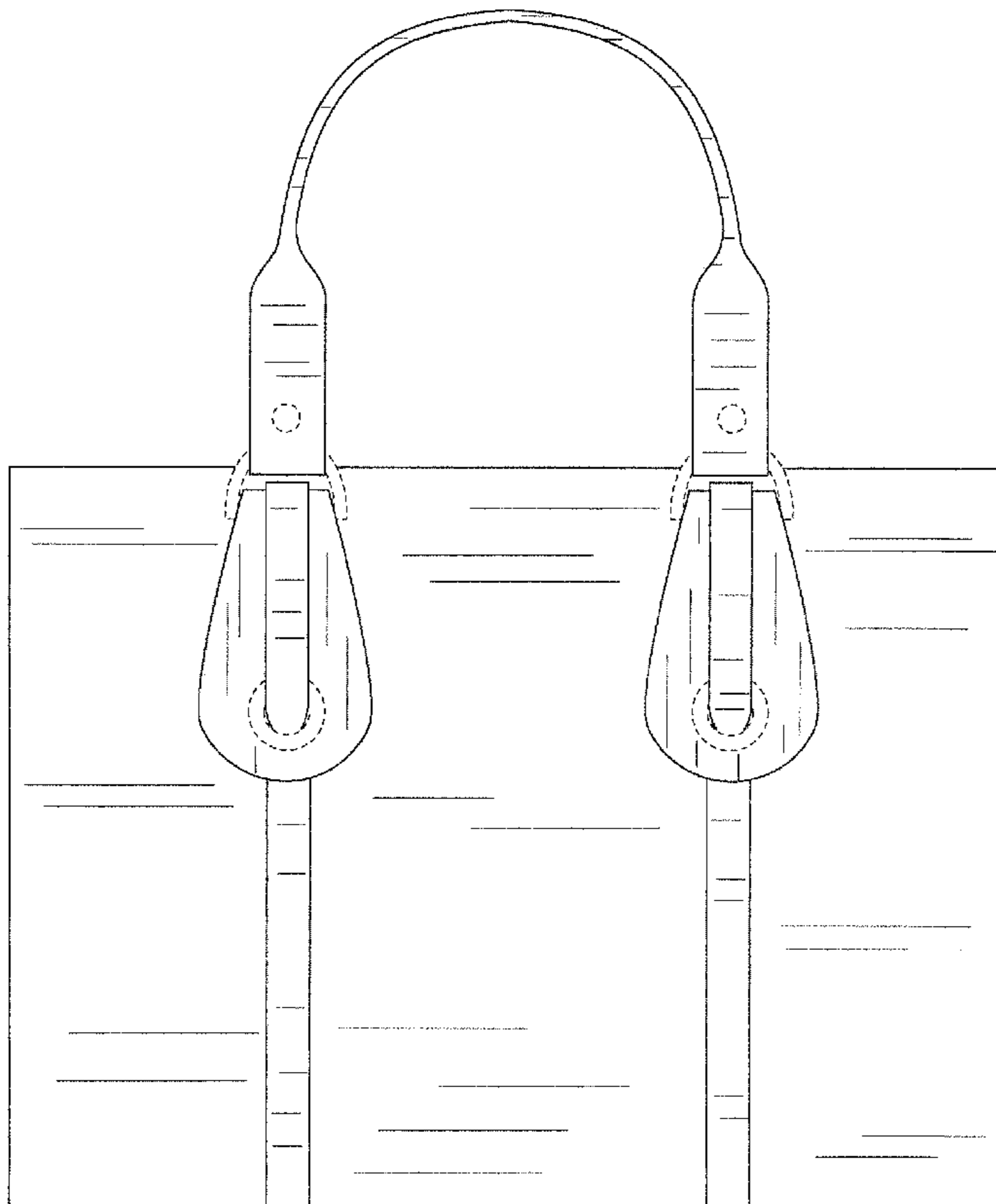
FIG. 2 is a front elevation view thereof; the rear elevation view being identical thereto;

FIG. 3 is a left side elevation view thereof; the right side elevation view being identical thereto; and,

FIG. 4 is a top plan view thereof.

The broken line showing hardware in FIGS. 2–4 is for illustrative purposes only and forms no part of the claimed design.

1 Claim, 3 Drawing Sheets



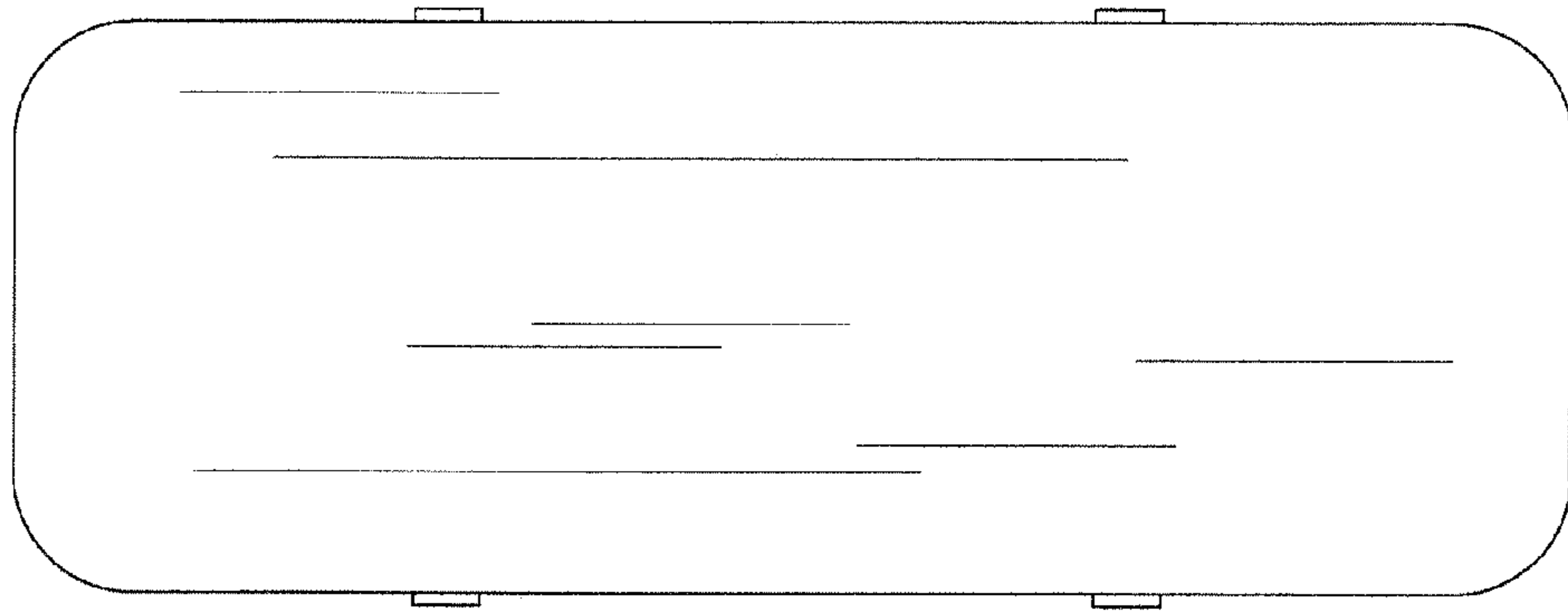


FIG. 1

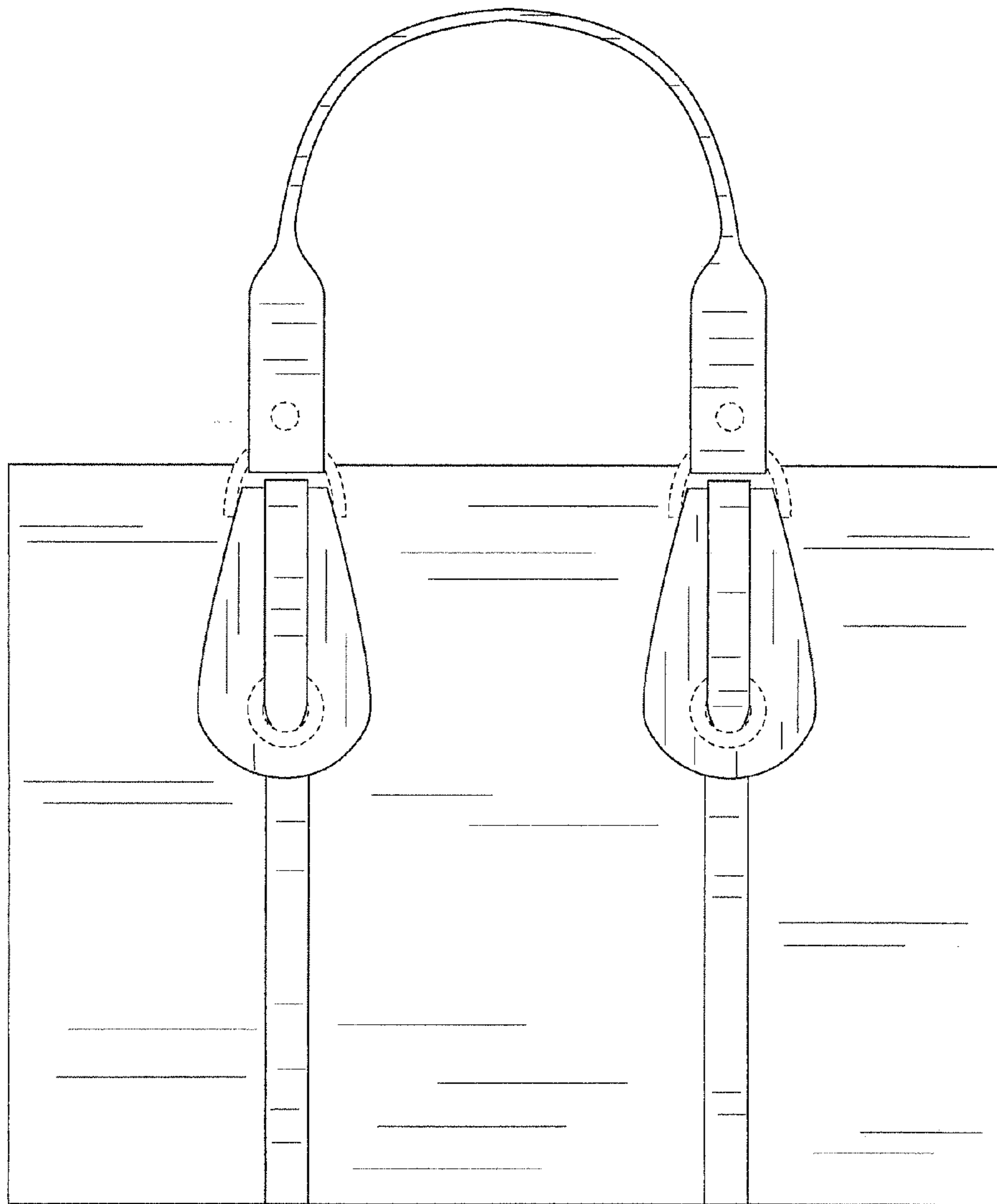


FIG. 2

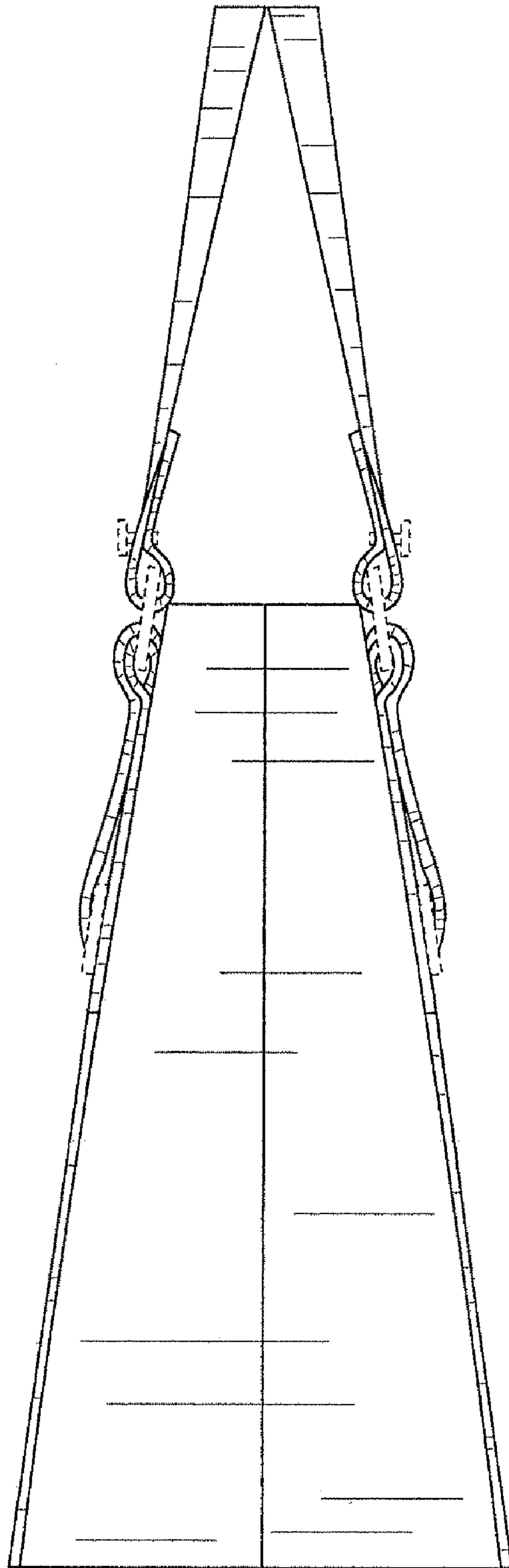


FIG. 3

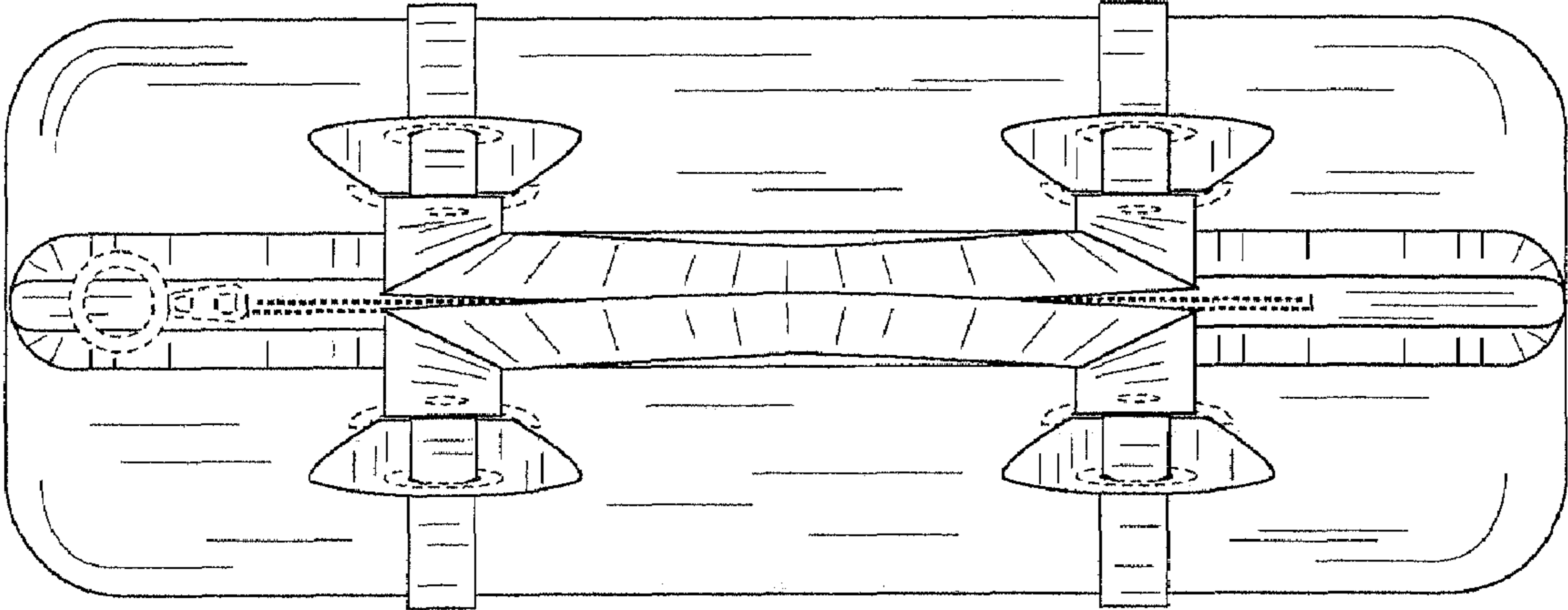


FIG. 4