

US00D594646S

(12) **United States Design Patent**
Oe et al.

(10) **Patent No.:** **US D594,646 S**
(45) **Date of Patent:** **** Jun. 23, 2009**

(54) **TEMPLATE FOR MAKING DECORATIVE RIBBONS**

D389,998 S * 2/1998 Cavender et al. D3/26
D396,950 S * 8/1998 Werling D3/26
6,779,817 B2 * 8/2004 Ota 289/17

(75) Inventors: **Kanako Oe**, Osaka (JP); **Hiroko Ota**, Osaka (JP)

* cited by examiner

(73) Assignee: **Clover Mfg. Co., Ltd.**, Osaka (JP)

Primary Examiner—T. Chase Nelson

Assistant Examiner—Anhdao Doan

(**) Term: **14 Years**

(74) *Attorney, Agent, or Firm*—Hamre, Schumann, Mueller & Larson, P.C.

(21) Appl. No.: **29/308,795**

(57) **CLAIM**

(22) Filed: **Jul. 8, 2008**

We claim the ornamental design for a template for making decorative ribbons, as shown and described.

(30) **Foreign Application Priority Data**

DESCRIPTION

May 20, 2008 (JP) 2008-12472

FIG. 1 is a perspective view of a template for making decorative ribbons according to my new design;

(51) **LOC (9) Cl.** **02-07**

FIG. 2 is a front view of the template;

(52) **U.S. Cl.** **D3/26**

FIG. 3 is a rear view of the template;

(58) **Field of Classification Search** D3/18-29;
D10/64; D19/37, 39, 40; 223/46; 289/17;
206/278; 428/4, 5

FIG. 4 is a top plan view of the template;

See application file for complete search history.

FIG. 5 is a bottom view of the template;

(56) **References Cited**

FIG. 6 is a left side view of the template, a right side view being identical to the left side view;

U.S. PATENT DOCUMENTS

FIG. 7 is a sectional view of the template taken along lines 7—7 in FIG. 2;

D183,972 S * 11/1958 Mulvane D10/64
D251,059 S * 2/1979 Montell D10/64
D252,538 S * 8/1979 Hollyday D3/26
D256,564 S * 8/1980 Johns D10/64
D266,630 S * 10/1982 O'Brien D3/26
D275,151 S * 8/1984 Okada D3/26
D291,841 S * 9/1987 Owens D3/26
D359,615 S * 6/1995 Broy D3/18

FIG. 8 is a sectional view of the template taken along lines 8—8 in FIG. 2; and,

FIG. 9 is a sectional view of the template taken along lines 9—9 in FIG. 6.

1 Claim, 4 Drawing Sheets

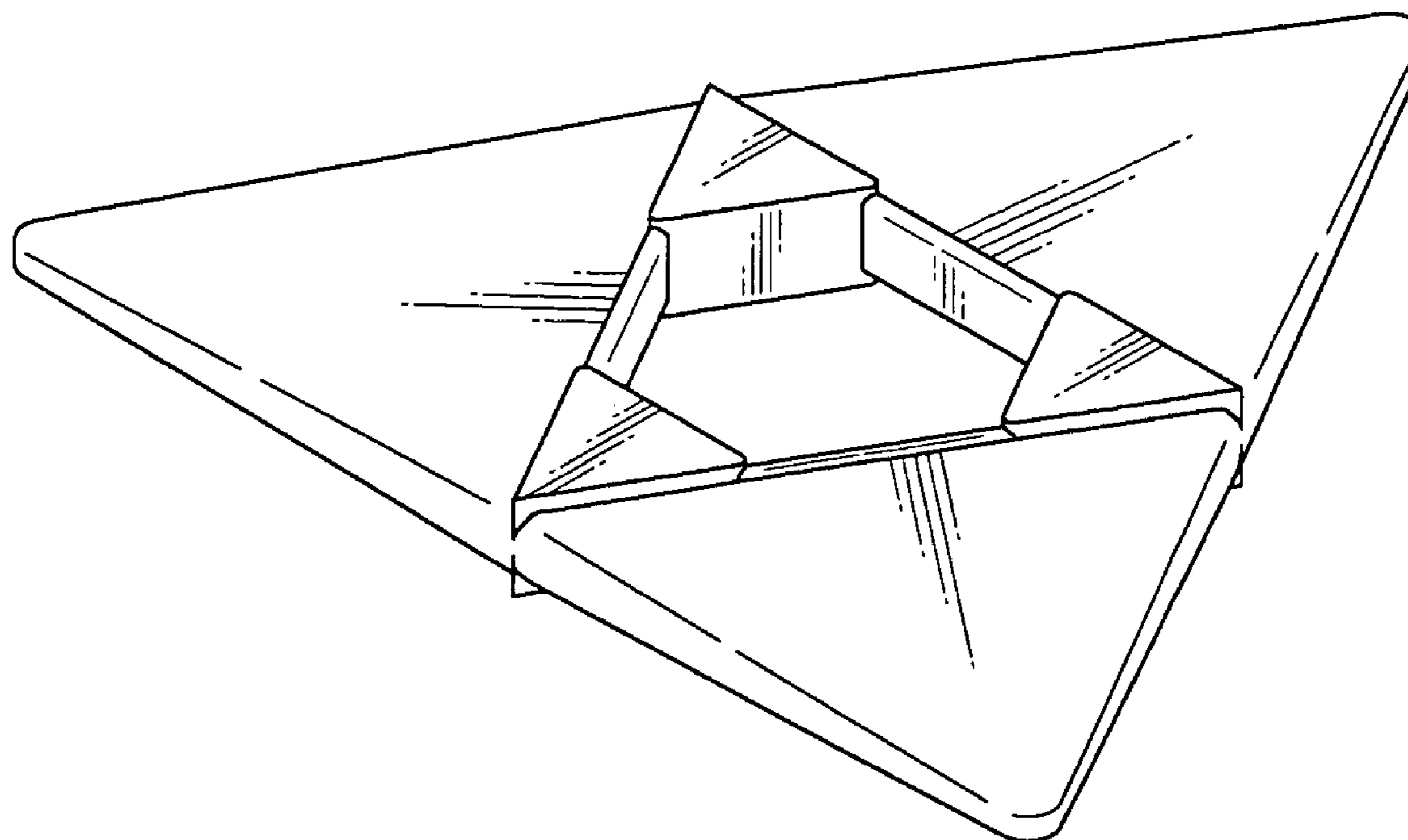


Fig.1

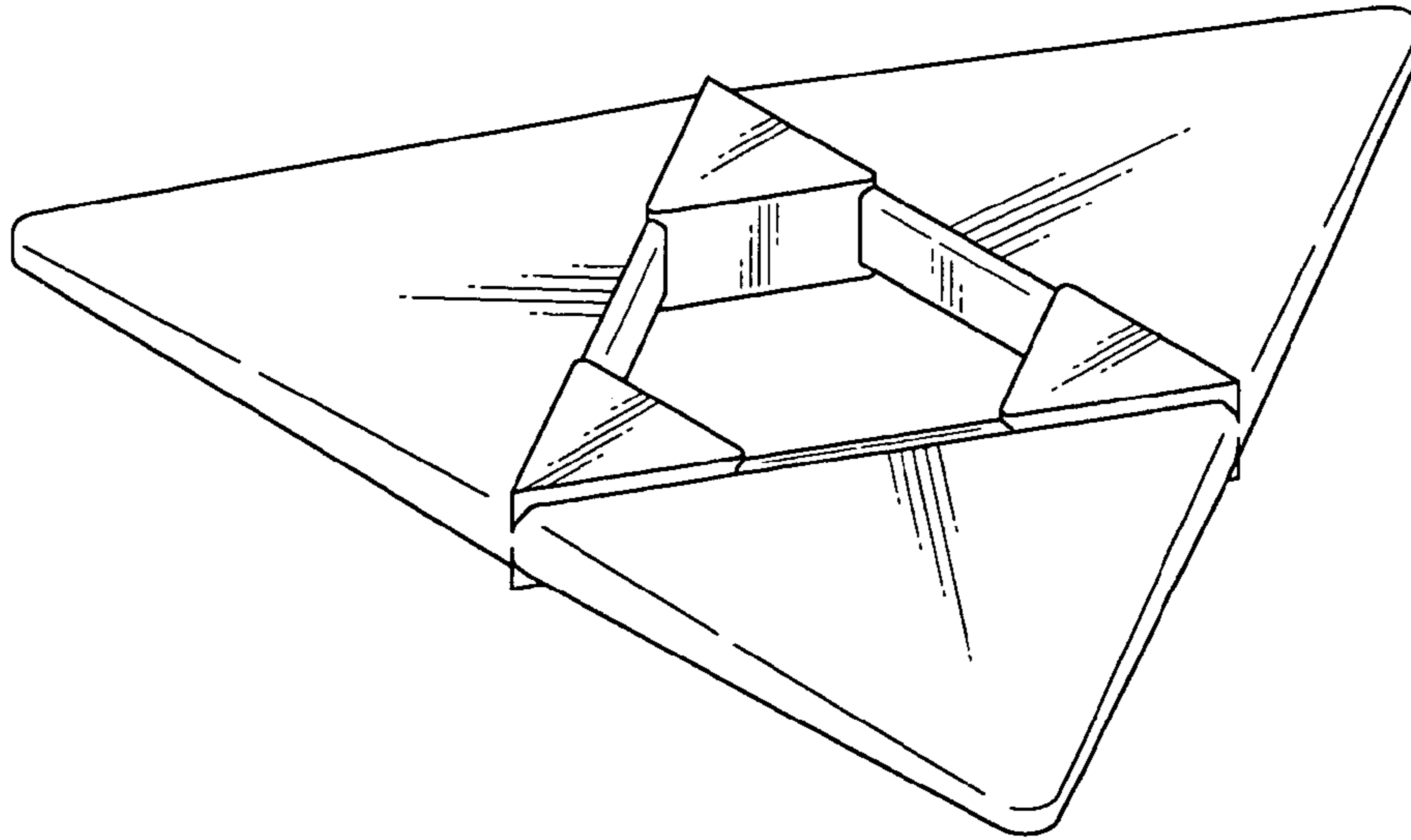


Fig.2

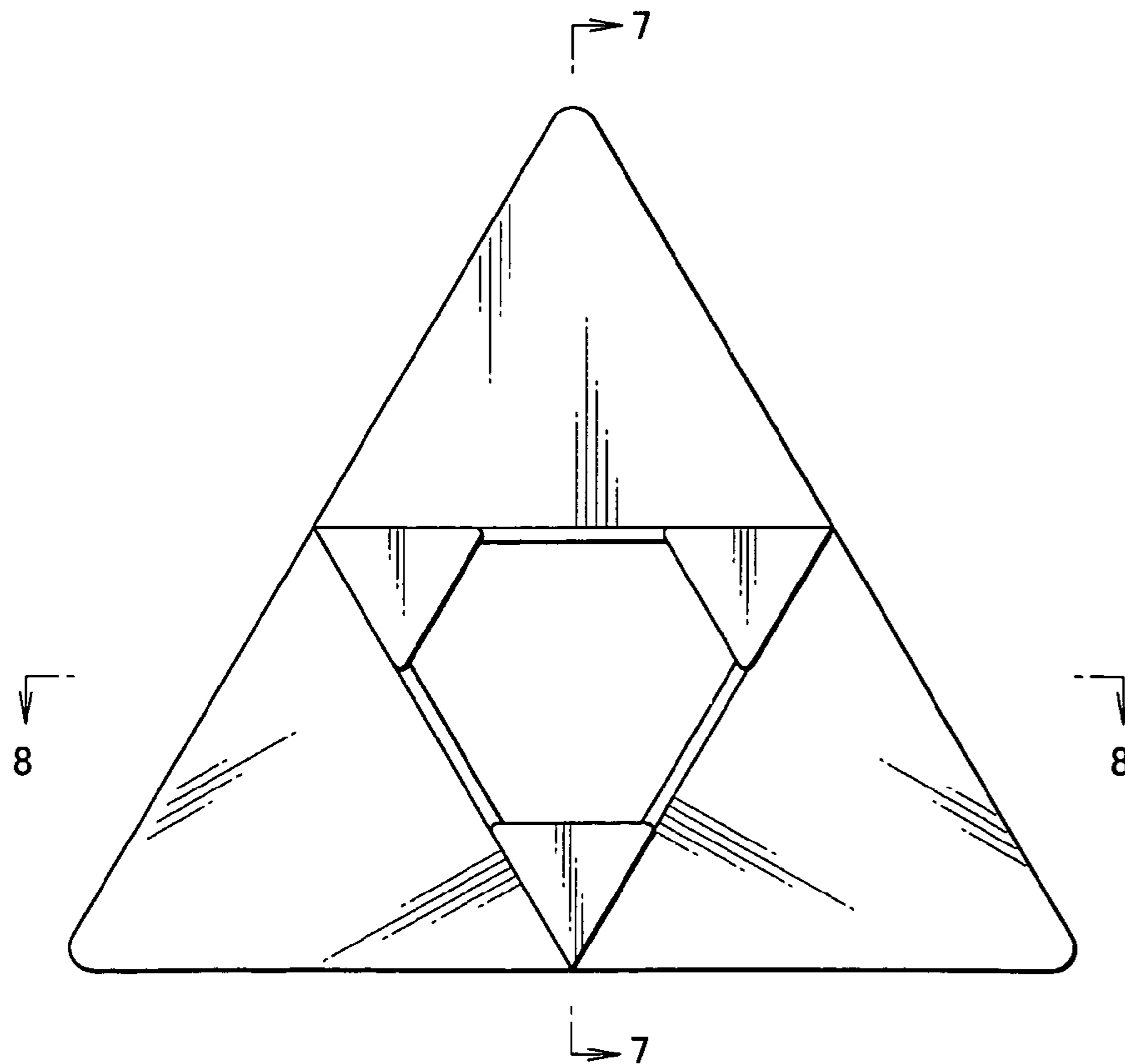


Fig.3

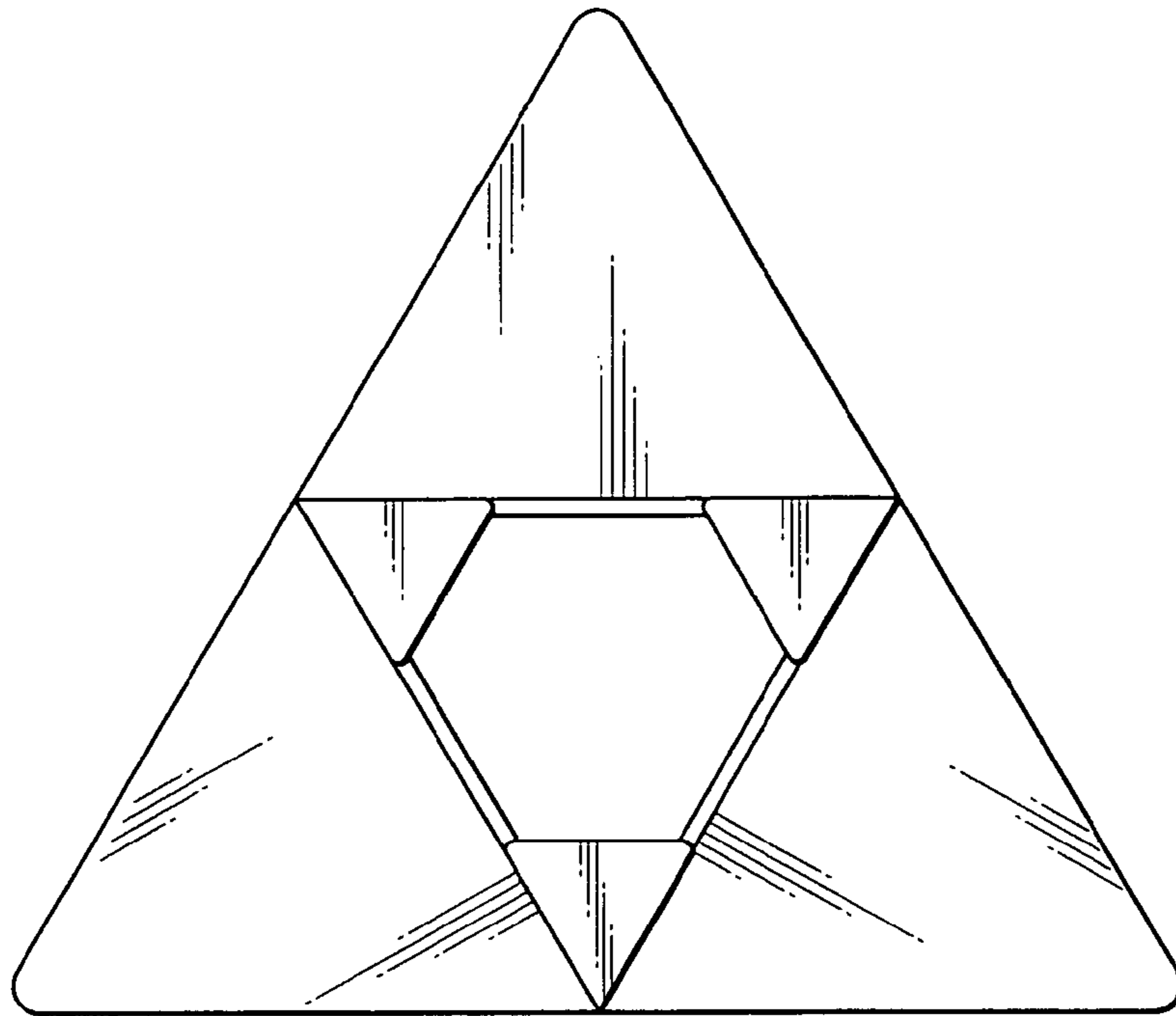


Fig.4




Fig.5



Fig.6

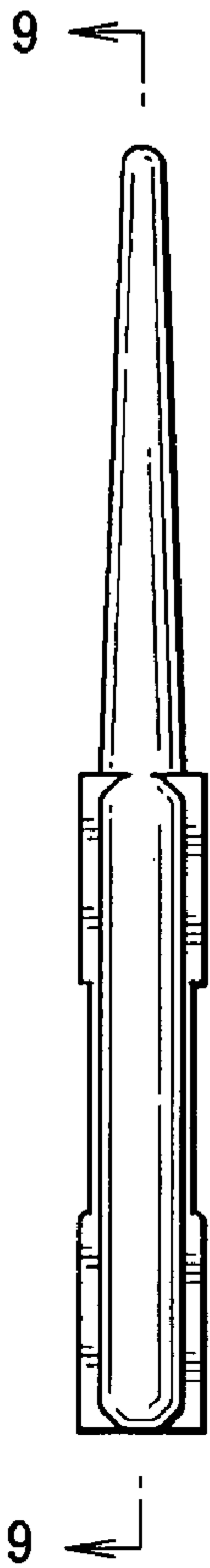


Fig.7



Fig.8

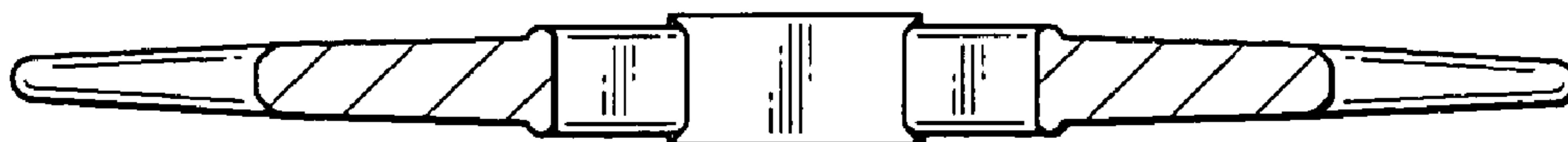


Fig.9

