



US00D594643S

(12) **United States Design Patent**
Moore

(10) **Patent No.:** **US D594,643 S**
(45) **Date of Patent:** **** Jun. 23, 2009**

(54) **SHOESTRING**

5,619,778 A * 4/1997 Sloat 24/715.4
6,872,079 B1 3/2005 Herndon

(76) Inventor: **Amy Moore**, 8501 Running Spring Rd.,
Louisville, KY (US) 40241

* cited by examiner

(**) Term: **14 Years**

Primary Examiner—Dominic Simone

(74) *Attorney, Agent, or Firm*—James Cole; Middleton
Ruetlinger

(21) Appl. No.: **29/295,758**

(22) Filed: **Oct. 5, 2007**

(57) **CLAIM**

The ornamental design for a shoestring, as shown and
described.

(51) **LOC (9) Cl.** **02-99**

(52) **U.S. Cl.** **D2/978**

(58) **Field of Classification Search** D2/978
See application file for complete search history.

DESCRIPTION

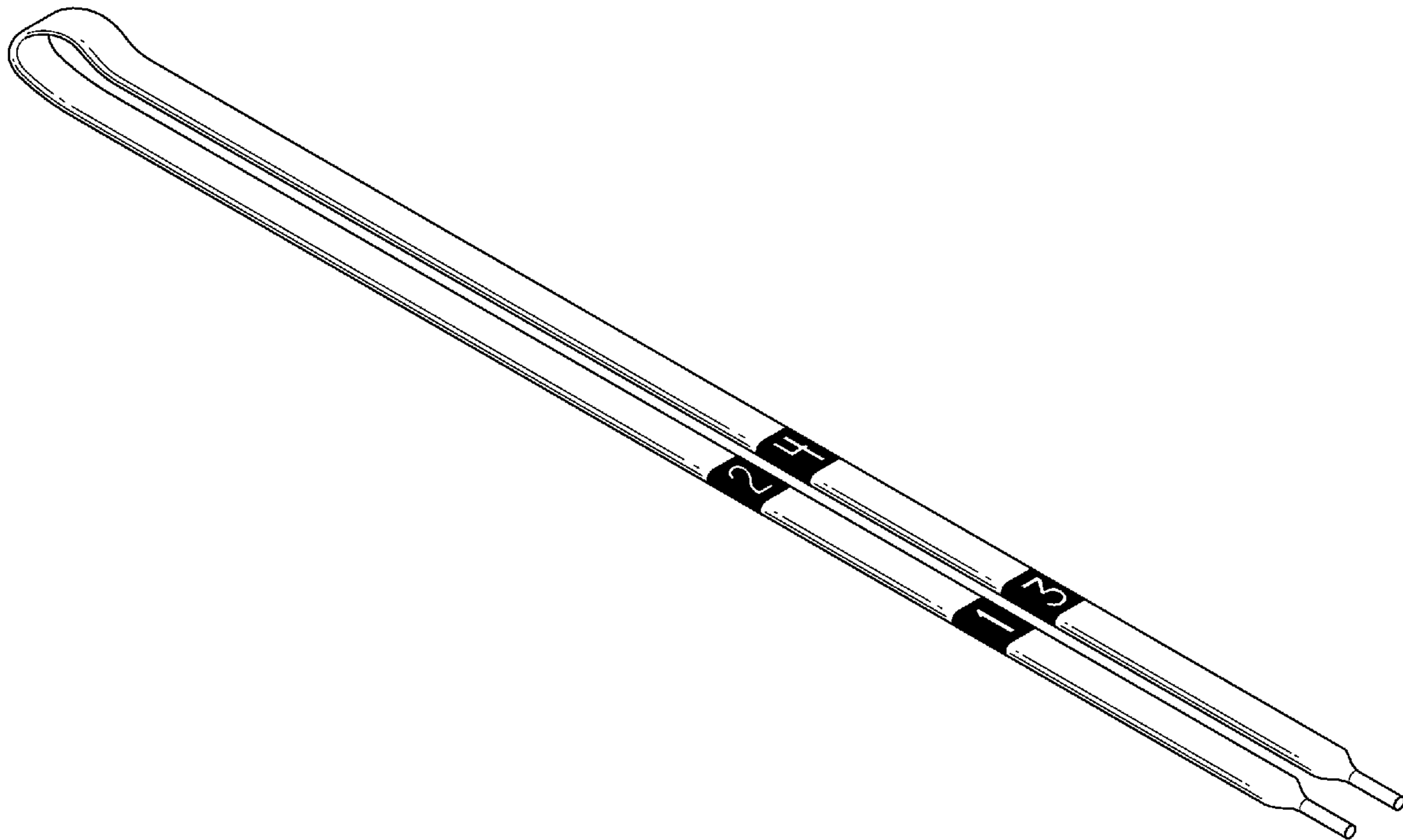
FIG. 1 is a perspective view of a shoestring;
FIG. 2 is a top view of the shoestring of FIG. 1;
FIG. 3 is a left side view of the shoestring of FIG. 1;
FIG. 4 is a right side view of the shoestring of FIG. 1;
FIG. 5 is a bottom view of the shoestring of FIG. 1;
FIG. 6 is a front view of the shoestring of FIG. 1; and,
FIG. 7 is rear view of the shoestring of FIG. 1.

(56) **References Cited**

U.S. PATENT DOCUMENTS

38,164	A	*	4/1863	Hill	24/715.4
49,435	A	*	8/1865	Perley	24/715.4
D33,445	S	*	10/1900	Hiller	D2/978
D130,512	S	*	11/1941	Anderson, Jr.	D2/978
4,342,557	A		8/1982	Bandar		
4,842,522	A		6/1989	Alexander et al.		
D346,895	S	*	5/1994	Martin	D2/978

1 Claim, 7 Drawing Sheets



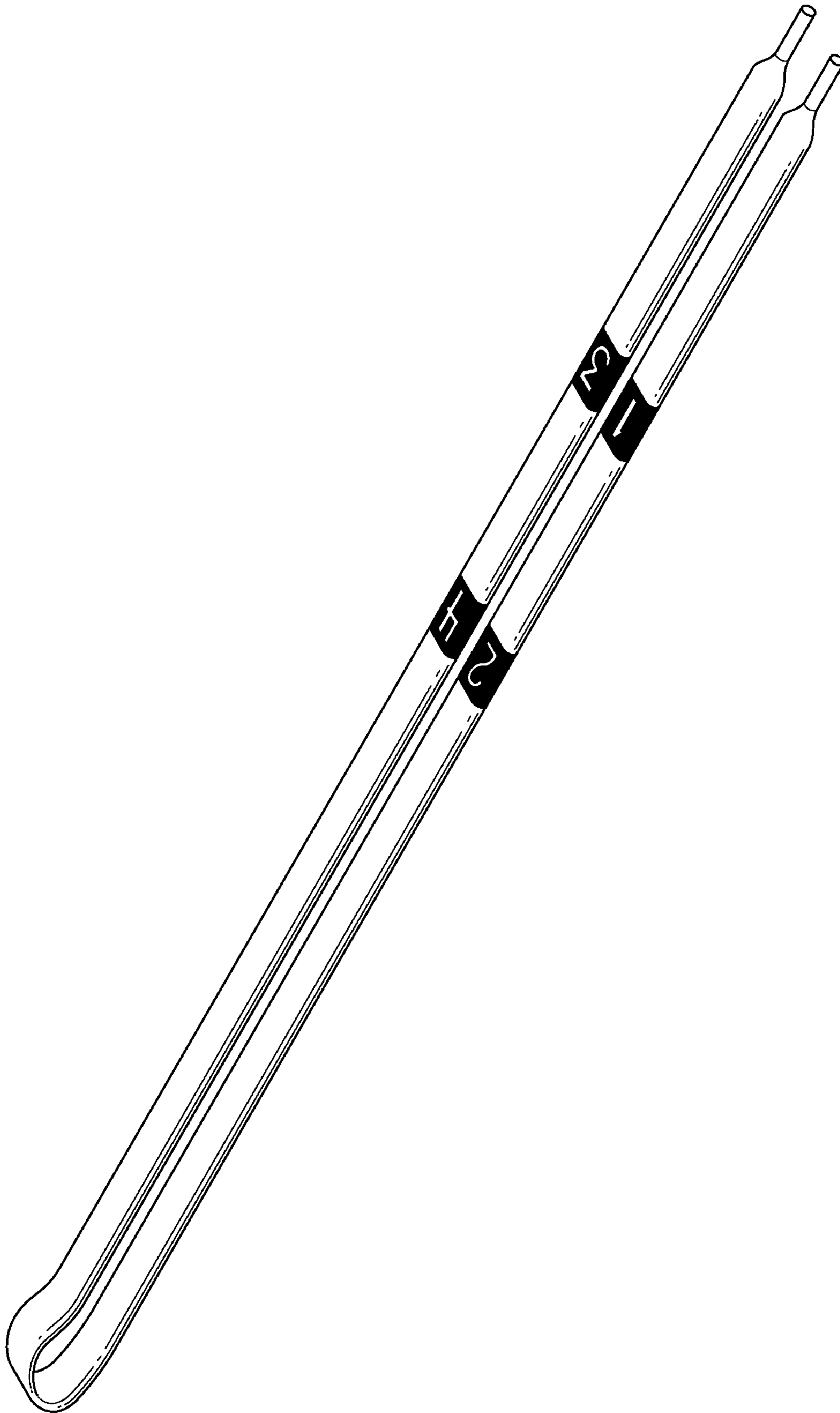


FIG. 1

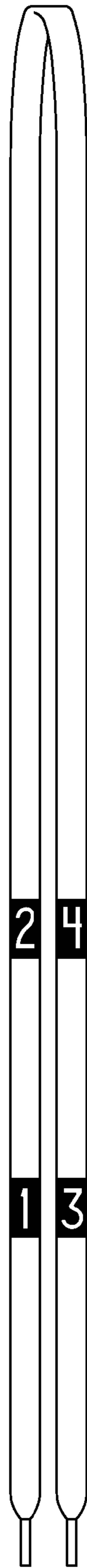


FIG. 2

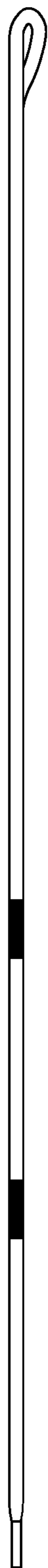


FIG. 3

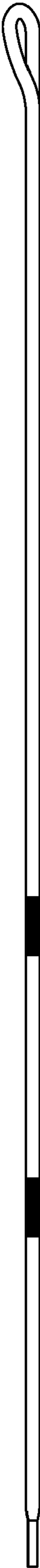


FIG. 4

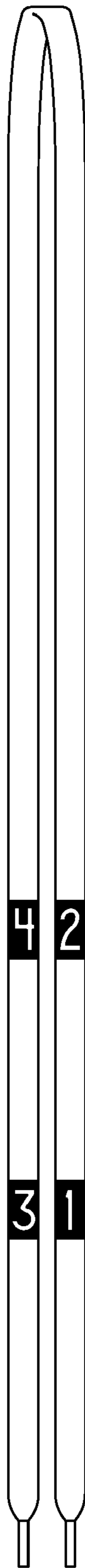


FIG. 5

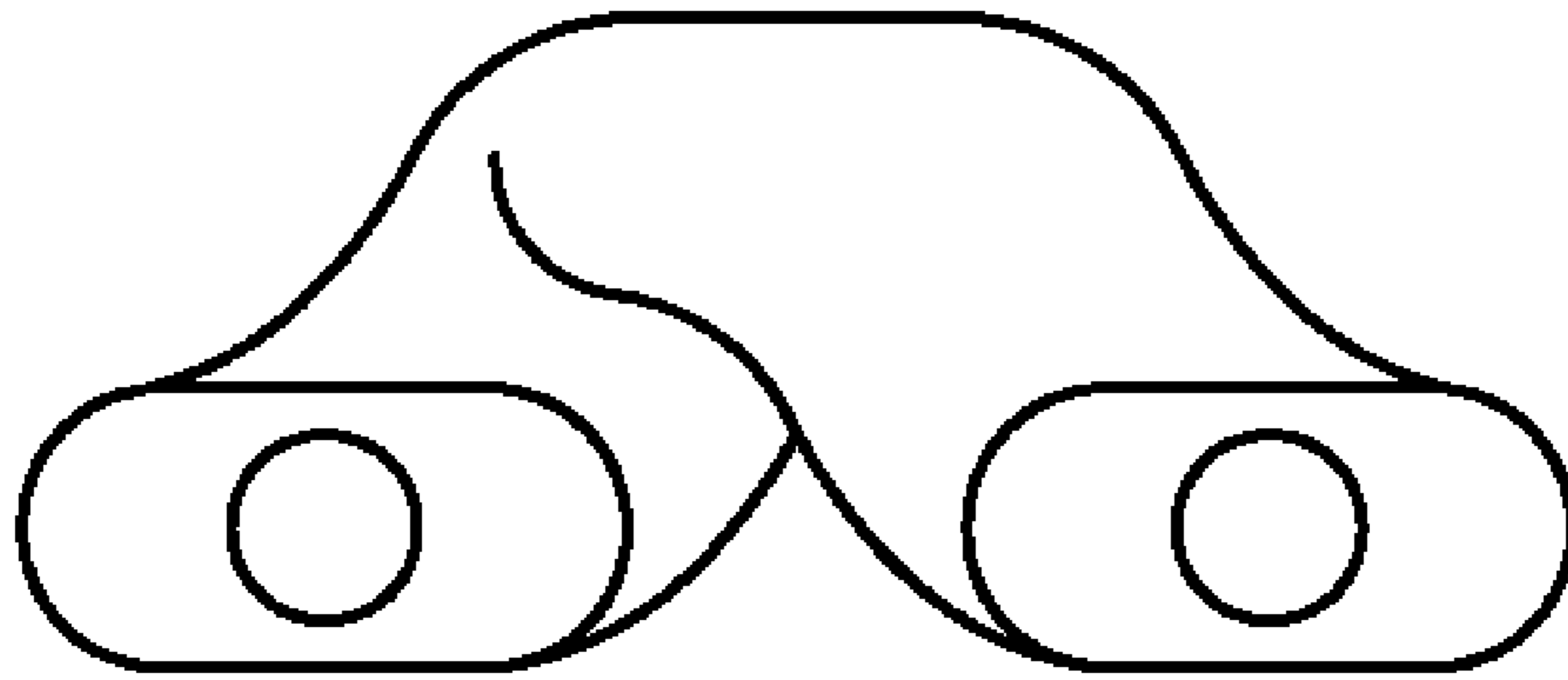


FIG. 6

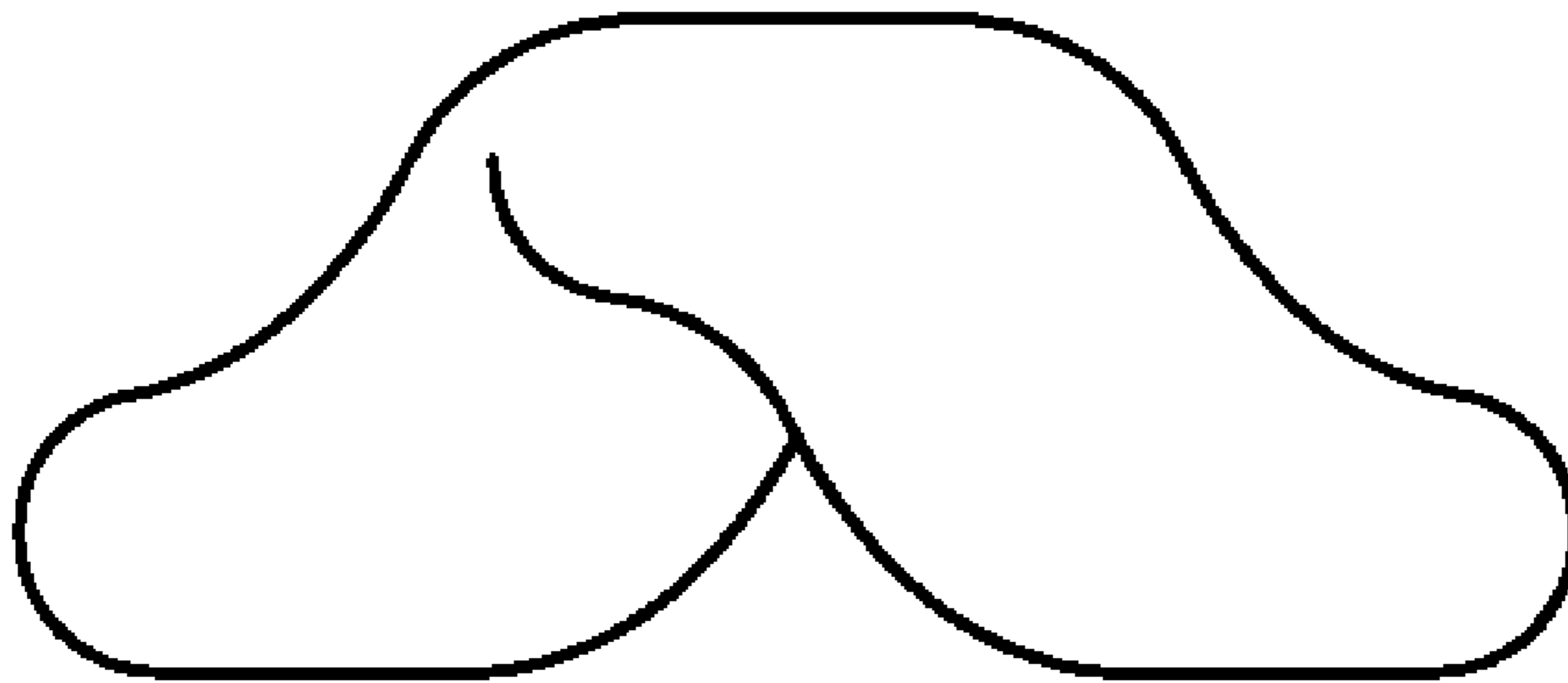


FIG. 7