



US00D594641S

(12) **United States Design Patent**
McDade et al.

(10) **Patent No.:** **US D594,641 S**
(45) **Date of Patent:** **** Jun. 23, 2009**

(54) **PORTION OF A SHOE UPPER**

(75) Inventors: **John P McDade**, Arlington, TX (US);
Howard Phillip Moton, Jr., Dallas, TX (US)

(73) Assignee: **Already, LLC**, Euless, TX (US)

(**) Term: **14 Years**

(21) Appl. No.: **29/283,644**

(22) Filed: **Aug. 20, 2007**

(51) **LOC (9) Cl.** **02-04**

(52) **U.S. Cl.** **D2/969; D2/946; D2/976**

(58) **Field of Classification Search** D2/896,
D2/902, 905, 907, 909, 910, 911, 912, 943,
D2/944, 945, 969, 970, 971, 972, 973, 974,
D2/975, 976; 36/45, 50.1, 54, 71, 72 R, 136,
36/137, 3 A, 3 R, 126-131, 114, 115
See application file for complete search history.

(56) **References Cited**

U.S. PATENT DOCUMENTS

D26,575 S *	2/1897	Miller	D1/106
5,447,584 A *	9/1995	Shakespeare et al.	156/63
D369,836 S *	5/1996	Mazzio	D21/386
D393,345 S *	4/1998	Clegg et al.	D2/869
D409,244 S *	5/1999	Ming-Chieh	D19/88
D462,898 S *	9/2002	Weinstock	D9/669
D496,132 S *	9/2004	Desai et al.	D28/65
D498,580 S *	11/2004	Schambra	D2/972
D501,896 S *	2/2005	Manville	D21/490
D508,603 S *	8/2005	Newson	D2/972
D511,297 S *	11/2005	Goldberg	D8/383

D515,787 S *	2/2006	Woods	D2/902
D532,590 S *	11/2006	Belley et al.	D2/969
D537,616 S *	3/2007	Campbell	D2/972
D538,025 S *	3/2007	Belley et al.	D2/969
D546,026 S *	7/2007	Ellsworth	D1/106
D546,546 S *	7/2007	Chang	D2/972
D564,749 S *	3/2008	Seamans	D2/972
D568,039 S *	5/2008	Kuerbis	D2/972
D569,601 S *	5/2008	Hatfield	D2/969
D571,095 S *	6/2008	Clifford	D2/972

* cited by examiner

Primary Examiner—Stella M Reid

Assistant Examiner—Elizabeth J Oswecki

(74) *Attorney, Agent, or Firm*—Eugenia S. Hansen;
Hemingway & Hansen

(57) **CLAIM**

The ornamental design for a portion of a shoe upper, as shown and described.

DESCRIPTION

FIG. 1 is a perspective view of a portion of a shoe upper showing our new design;

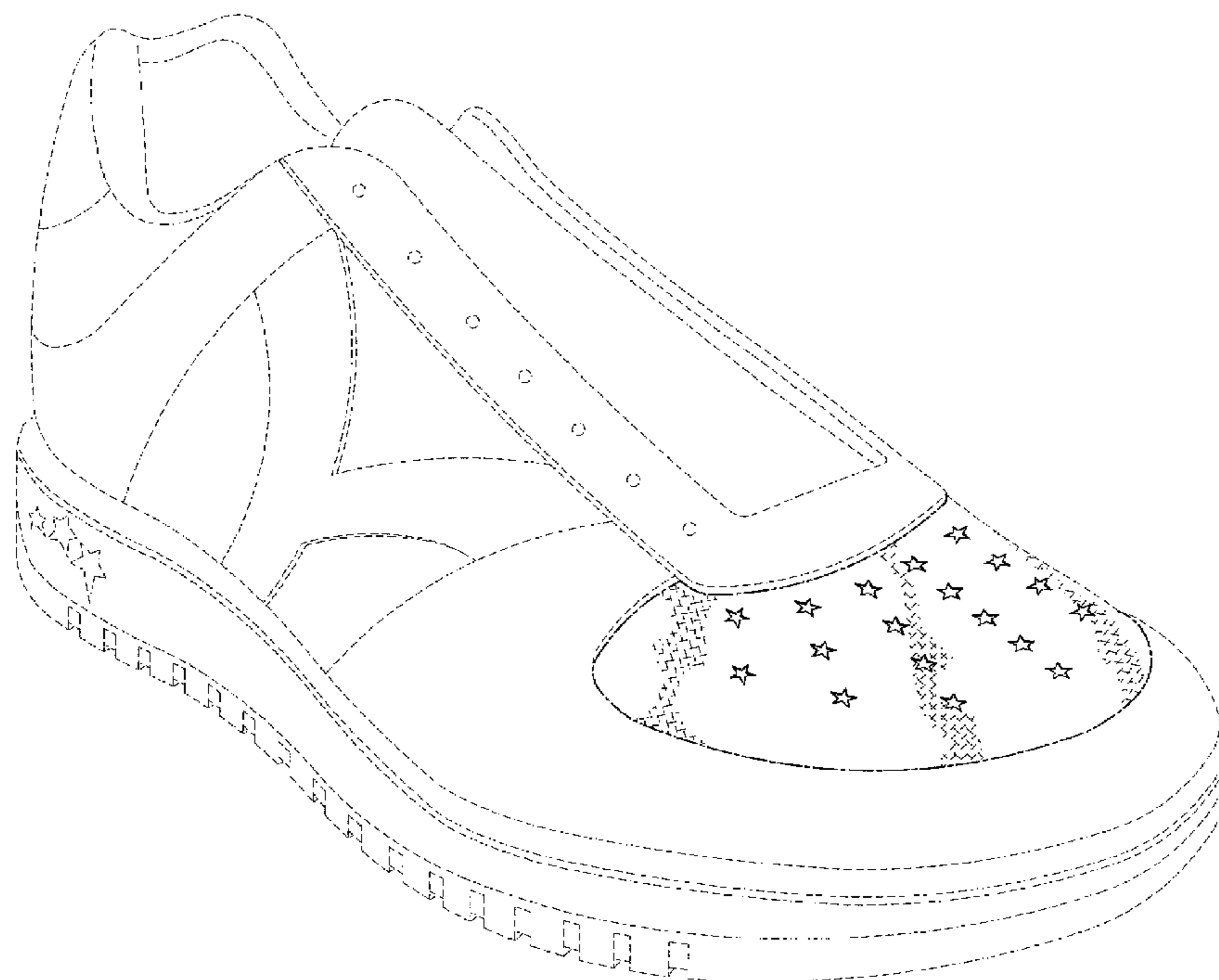
FIG. 2 is a front view thereof;

FIG. 3 is a side view thereof; and,

FIG. 4 is a top view thereof.

The dashed-dot-dashed lines immediately adjacent to the shaded area represents the bounds of the claimed design. All other uneven broken lines which illustrate the remaining portion of the shoe in FIGS. 1-4 are for illustrative purposes only and form no part of the claimed design.

1 Claim, 4 Drawing Sheets



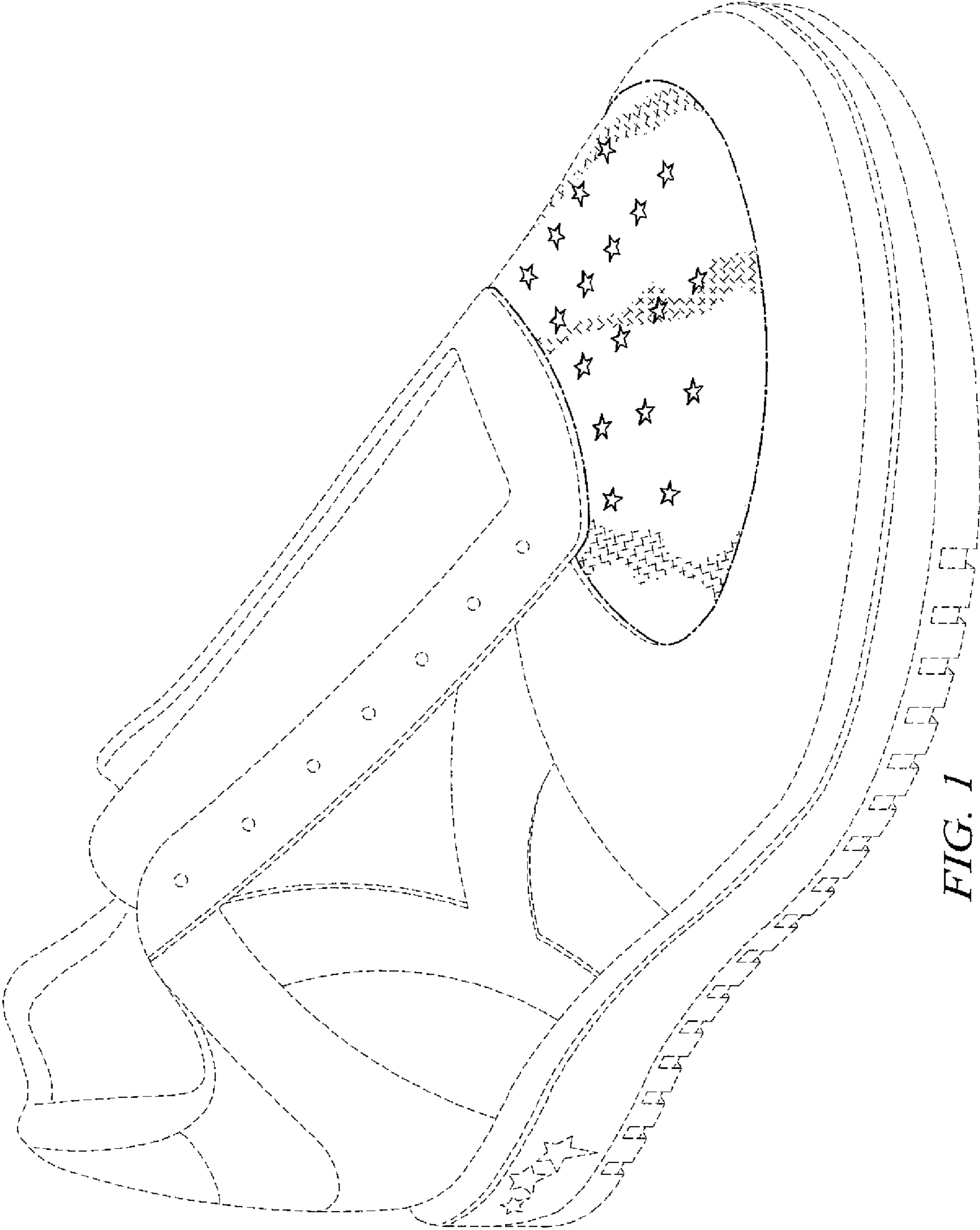


FIG. 1

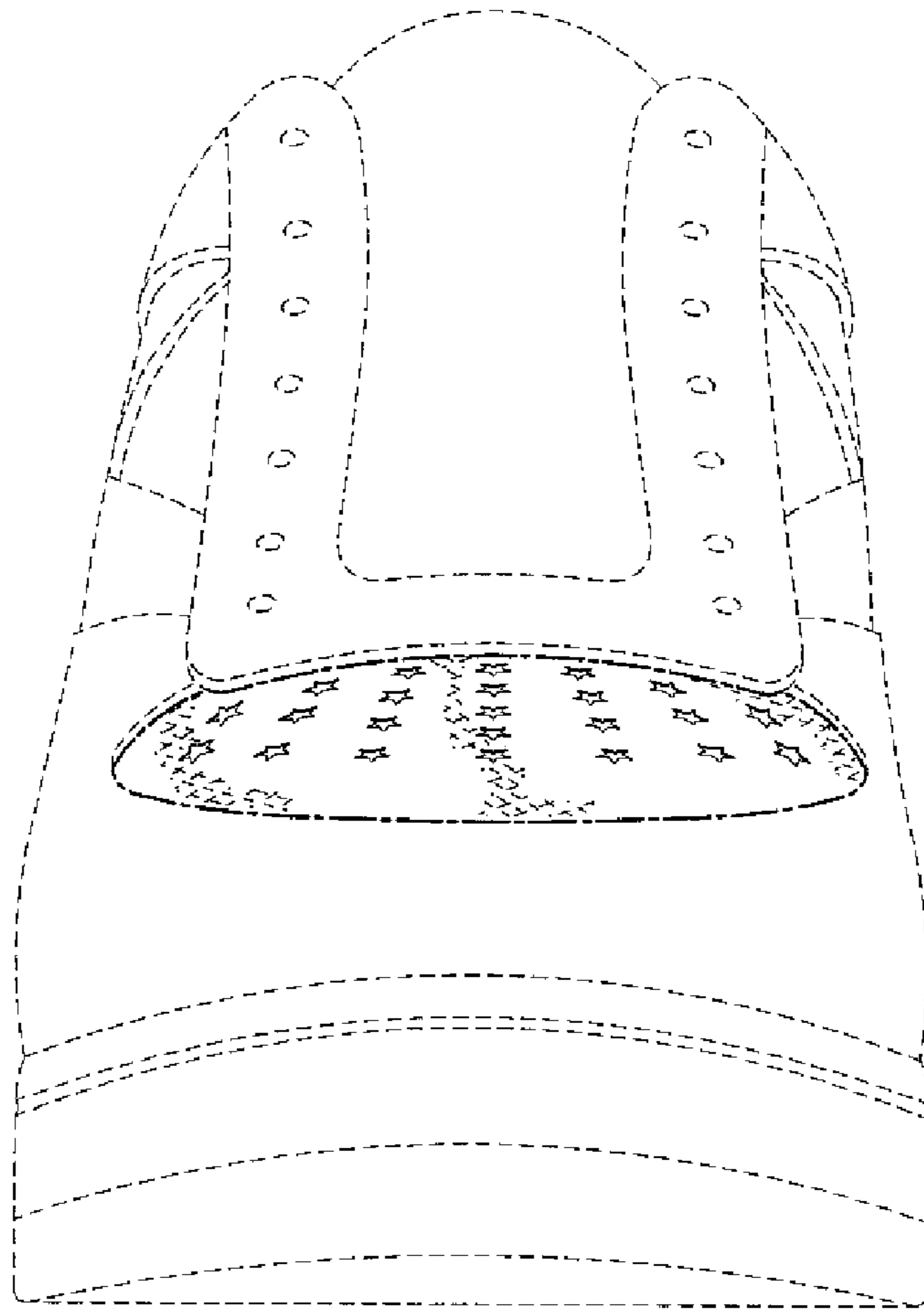


FIG. 2

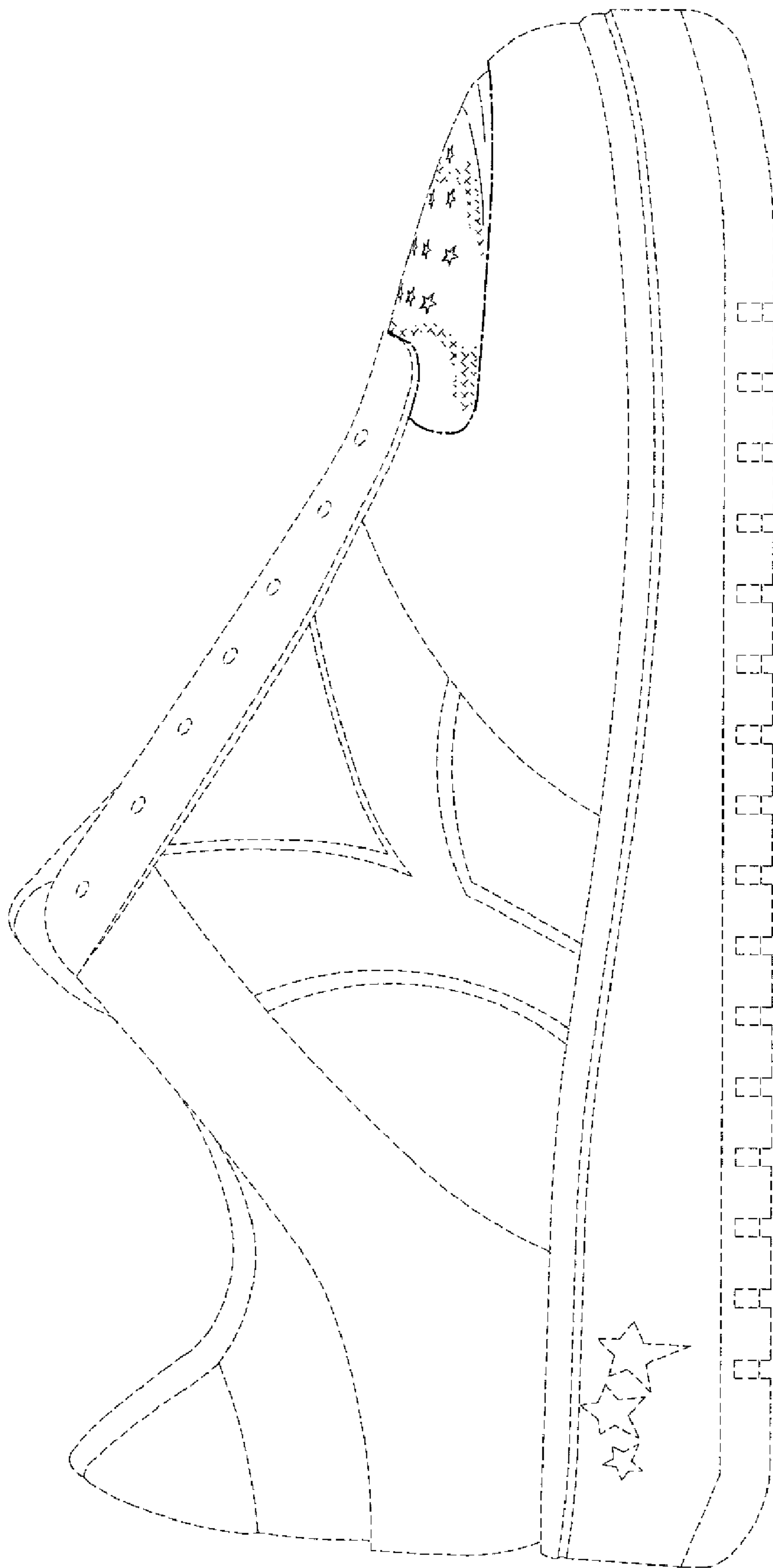


FIG. 3

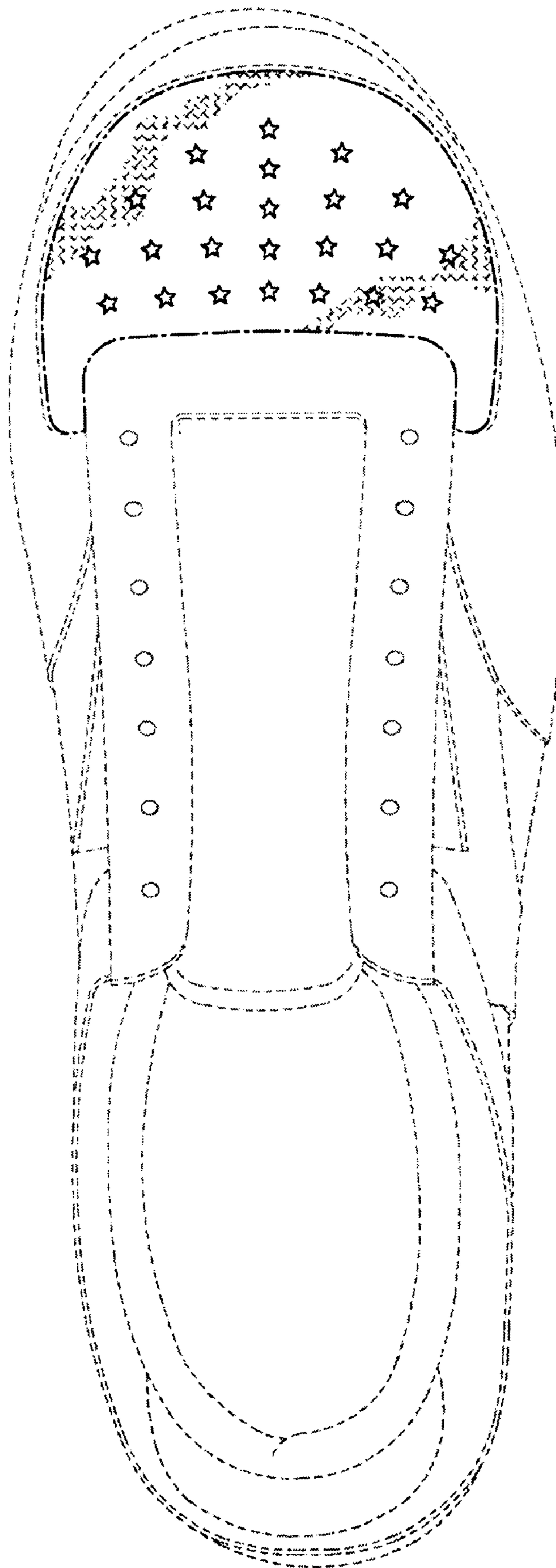


FIG. 4