



US00D594640S

(12) **United States Design Patent**  
**McMillan**

(10) **Patent No.:** **US D594,640 S**  
(45) **Date of Patent:** **\*\* Jun. 23, 2009**

(54) **FOOTBED**  
(75) Inventor: **Joseph F McMillan**, Portland, OR (US)  
(73) Assignee: **Esoles, LLC**, Scottsdale, AZ (US)  
(\*\*) Term: **14 Years**  
(21) Appl. No.: **29/322,072**  
(22) Filed: **Jul. 29, 2008**  
(51) **LOC (9) Cl.** ..... **02-99**  
(52) **U.S. Cl.** ..... **D2/961**  
(58) **Field of Classification Search** ..... D2/946,  
D2/961; 36/43, 44  
See application file for complete search history.

(56) **References Cited**  
U.S. PATENT DOCUMENTS  
D287,902 S \* 1/1987 Forsyth ..... D2/961  
D342,374 S 12/1993 Wang  
D496,781 S 10/2004 Hikade et al.  
D509,951 S 9/2005 Johnson  
D529,698 S \* 10/2006 Hikade et al. .... D2/961  
D532,586 S 11/2006 Birkenstock  
D551,437 S \* 9/2007 Hung ..... D2/961  
D555,341 S \* 11/2007 Vasyli et al. .... D2/961

D571,544 S 6/2008 Bauerfeind et al.  
D572,887 S 7/2008 Byrne et al.  
D572,888 S \* 7/2008 Cai ..... D2/961  
D578,285 S \* 10/2008 Vasyli et al. .... D2/961

\* cited by examiner

*Primary Examiner*—Dominic Simone  
(74) *Attorney, Agent, or Firm*—George A. Herbster

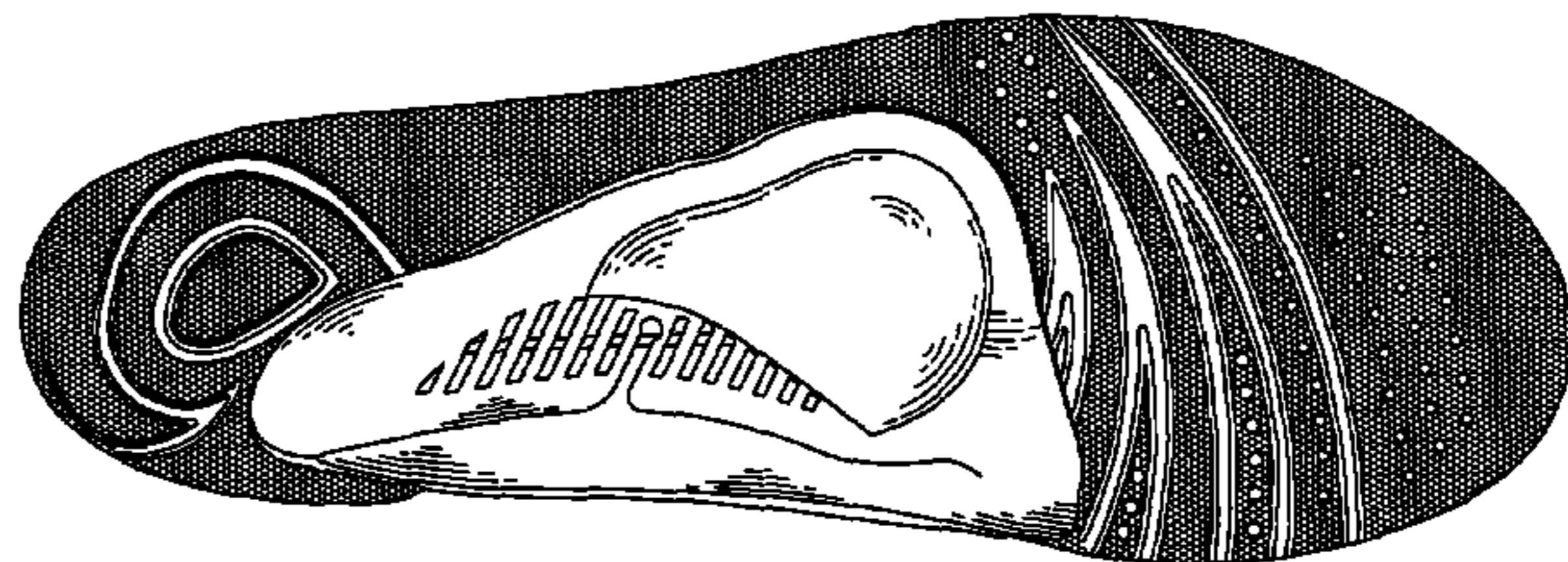
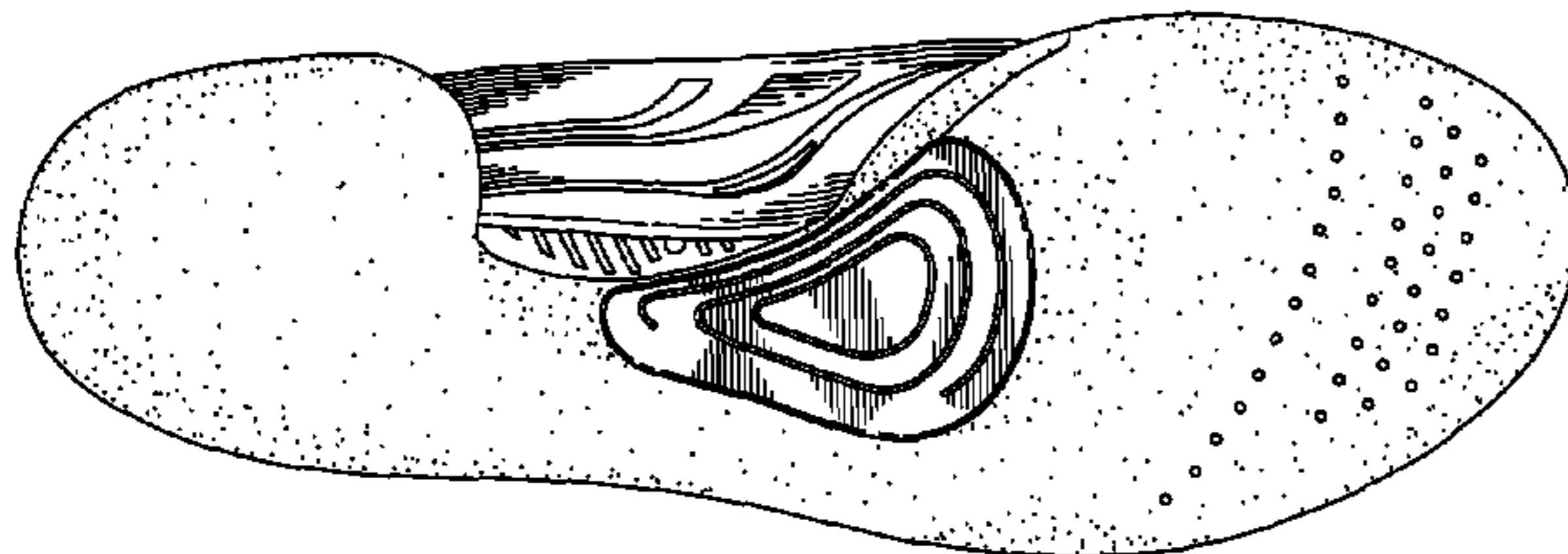
(57) **CLAIM**

The ornamental design for a footbed, substantially as shown.

**DESCRIPTION**

FIG. 1 is a top perspective view of a footbed of my design for a right foot taken from the toe end and lateral side;  
FIG. 2 is a top plan view;  
FIG. 3 is a bottom plan view;  
FIG. 4 is a plan view taken from the lateral side;  
FIG. 5 is a plan view taken from the side opposite the lateral side;  
FIG. 6 is a plan view taken from the toe end; and,  
FIG. 7 is a plan view taken from the end opposite the toe end.

**1 Claim, 3 Drawing Sheets**



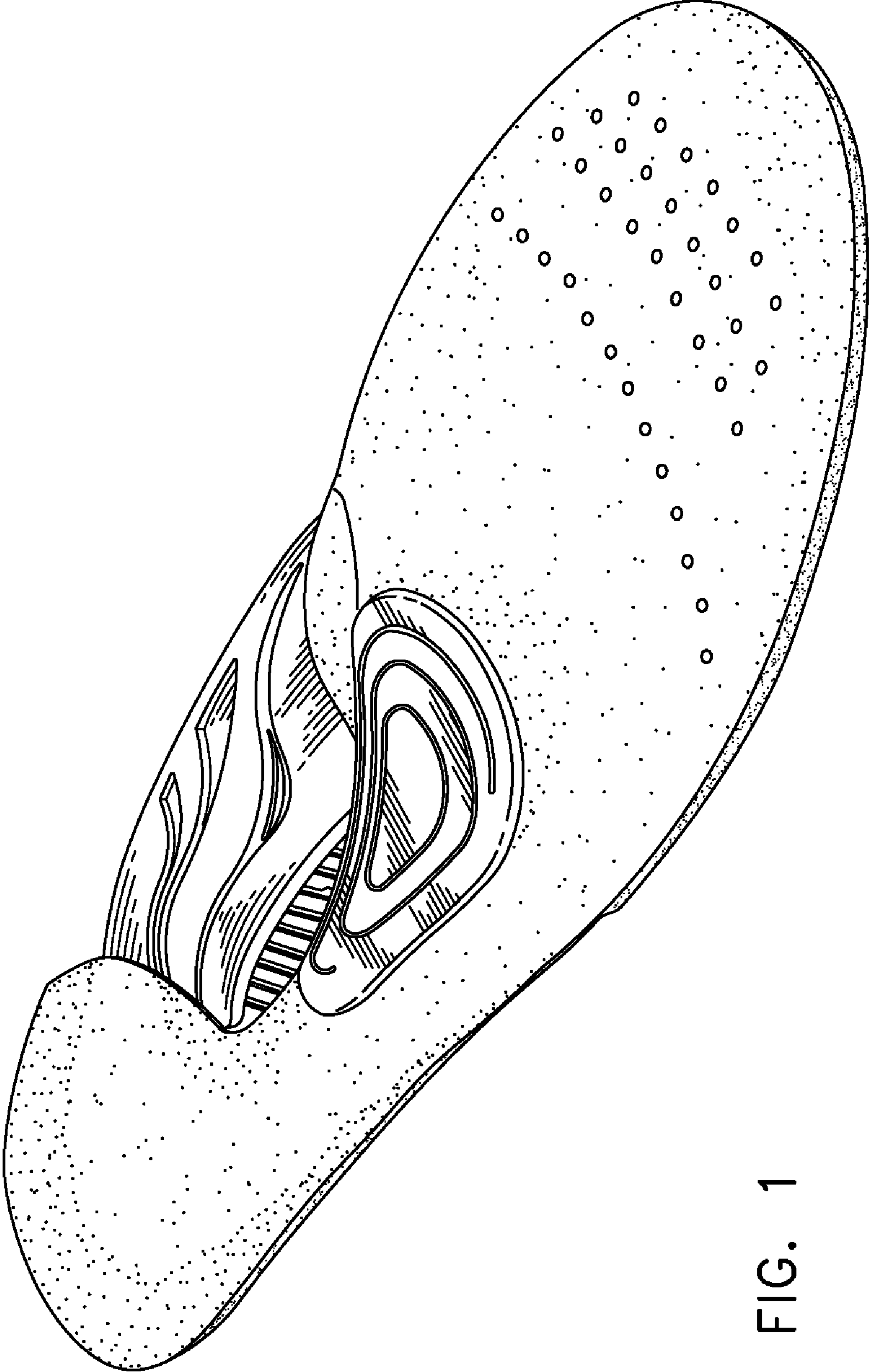


FIG. 1

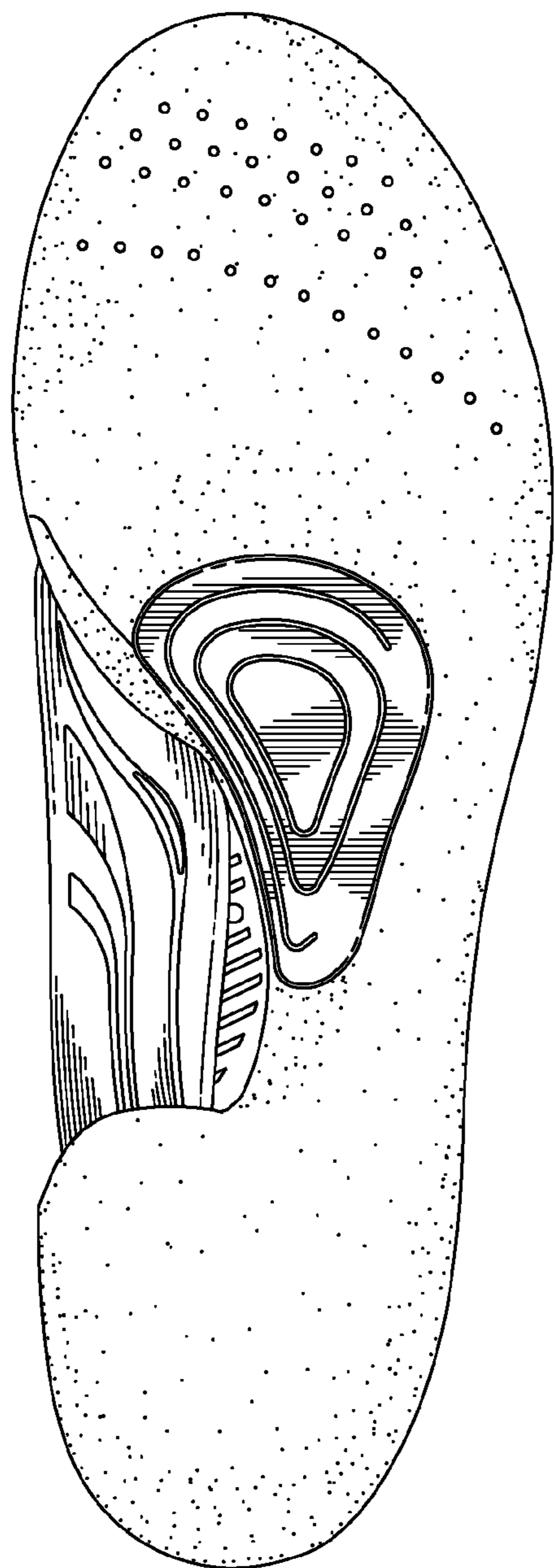


FIG. 2

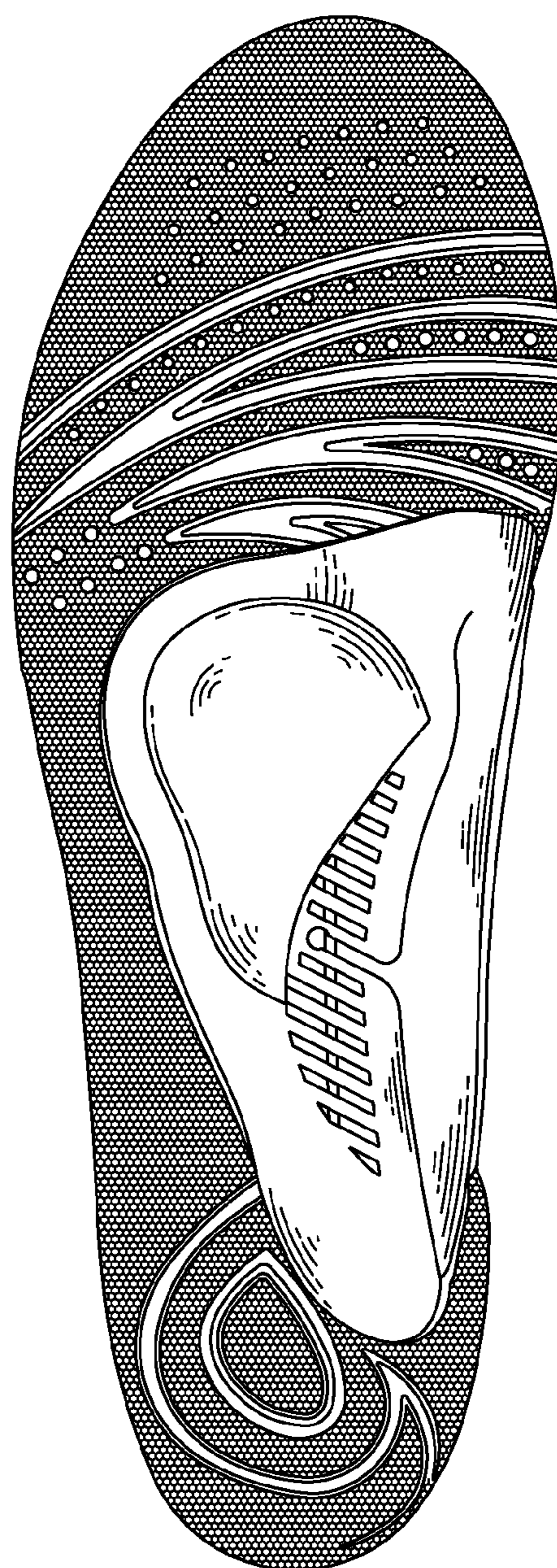


FIG. 3



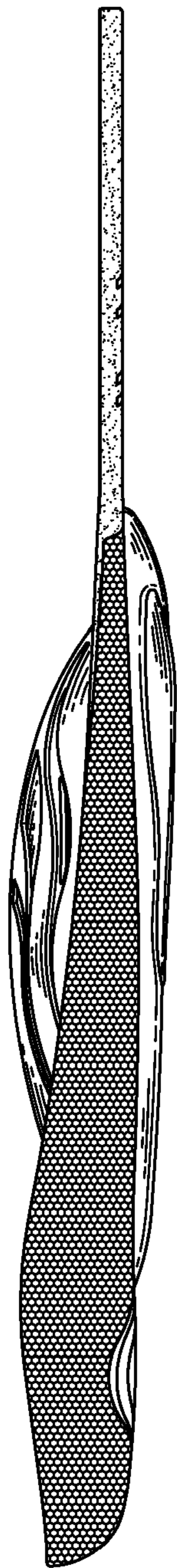


FIG. 4

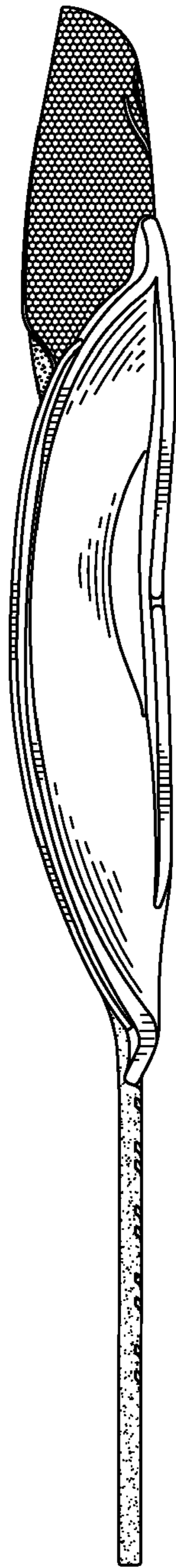


FIG. 5

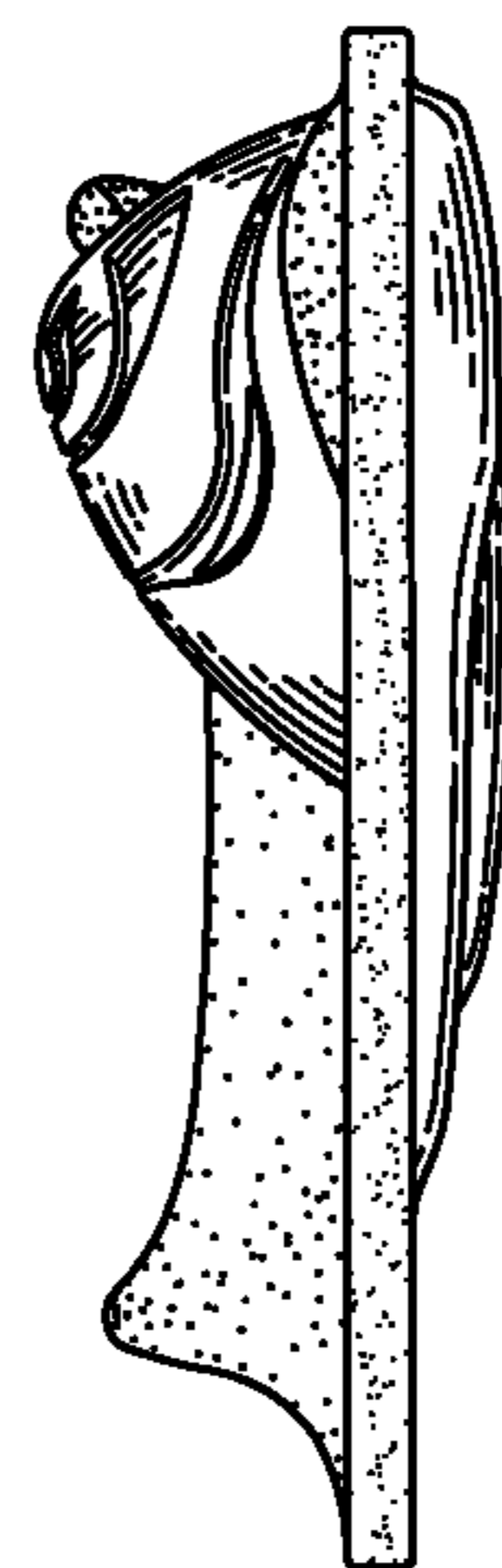


FIG. 6




FIG. 7