



US00D594625S

(12) **United States Design Patent**
Michnuk

(10) **Patent No.:** **US D594,625 S**
(45) **Date of Patent:** **** Jun. 16, 2009**

(54) **MEMORIAL URN**

(76) Inventor: **Paul S. Michnuk**, 115 Bondsville Rd.,
Downingtown, PA (US) 19335

(**) Term: **14 Years**

(21) Appl. No.: **29/318,289**

(22) Filed: **May 16, 2008**

(51) **LOC (9) Cl.** **99-00**

(52) **U.S. Cl.** **D99/5**

(58) **Field of Classification Search** D99/1-24;
2/1-8, 14, 27, 30; 52/103; 40/124.5; D11/131-140,
D11/143-163; D6/300-314

See application file for complete search history.

(56) **References Cited**

U.S. PATENT DOCUMENTS

D46,071 S *	7/1914	Trigg	D99/19
D46,072 S *	7/1914	Trigg	D99/24
D313,745 S *	1/1991	Akman	D9/600

(Continued)

FOREIGN PATENT DOCUMENTS

JP	8266578	10/1996
JP	2004124621	2/2001
JP	2002224178	8/2002

OTHER PUBLICATIONS

“Pet Memorials,” Specialty Pet Product.com. http://www.specialtypetproducts.com/Merchant2/merchant.mv?Screen=CTGY&Store_Code=MDT&Category_Code=urns, 2 pages printed from the internet Feb. 8, 2006.

“Custom Photo Pet Urns,” EncompassTech.com. <http://www.encompassstech.com/peturns.htm>, 3 pages, printed from the internet Feb. 16, 2006.

“Pet Urns,” AllAboutPetUrns.com. <http://www.allaboutpeturns.com>, 4 pages, printed from the internet Feb. 8, 2006.

Primary Examiner—T. Chase Nelson

Assistant Examiner—Michael A Pratt

(74) *Attorney, Agent, or Firm*—Volpe and Koenig, P.C.

(57) **CLAIM**

The ornamental design for memorial urn, as shown and described.

DESCRIPTION

FIG. 1 is an isometric view of the memorial urn of the present invention;

FIG. 2 is a front view of the memorial urn of FIG. 1;

FIG. 3 is a rear view of the memorial urn of FIG. 1;

FIG. 4 is a left side view of the memorial urn of FIG. 1;

FIG. 5 is a top view of the memorial urn of FIG. 1;

FIG. 6 is a bottom view of the memorial urn of FIG. 1;

FIG. 7 is a right side view of the memorial urn of FIG. 1;

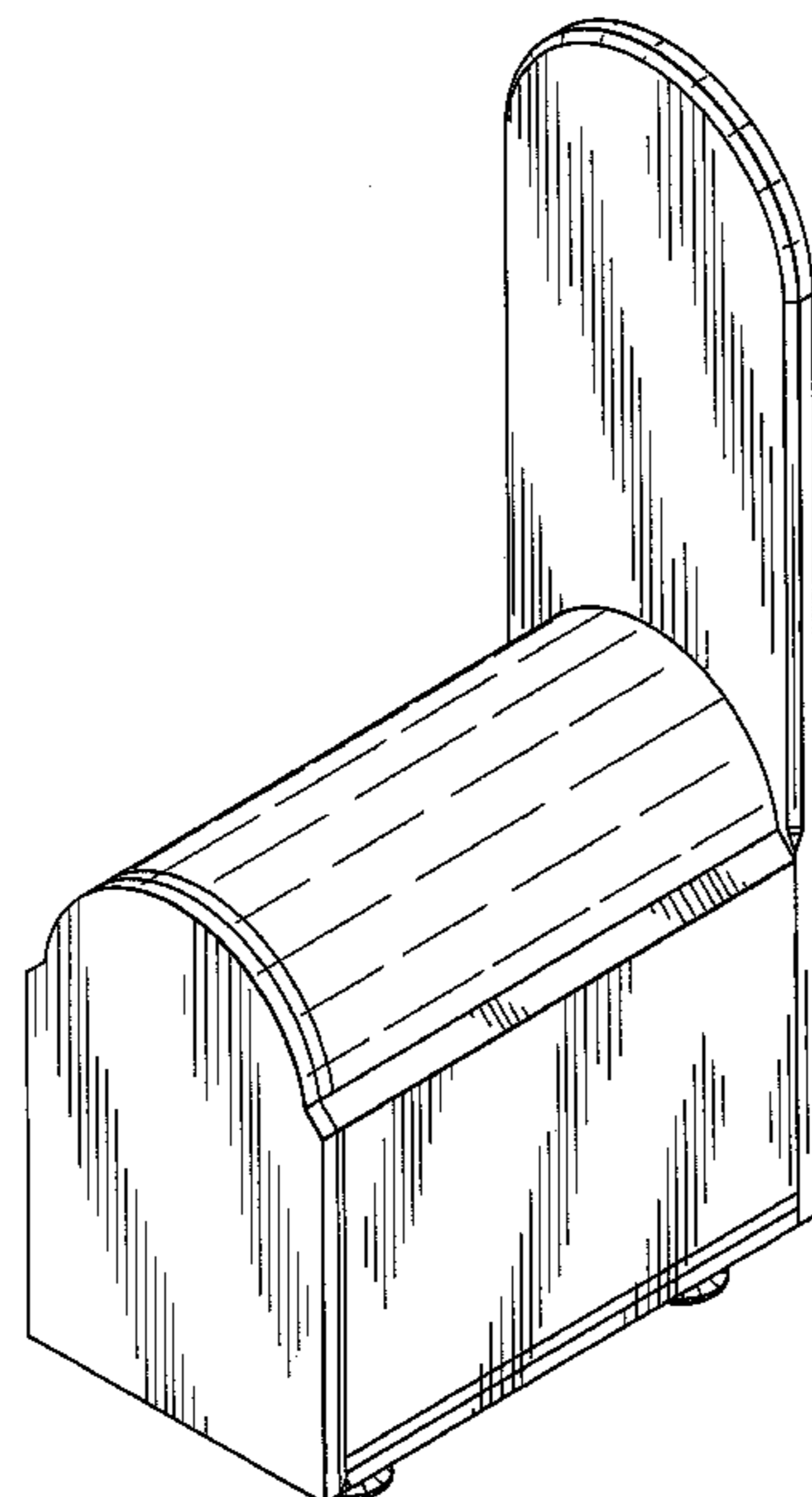
FIG. 8 is an isometric view of a second embodiment of the memorial urn of the present invention in which a broken line image and surrounding solid line border indicating a slightly recessed panel have been added on the back panel;

FIG. 9 is an isometric view of third embodiment of the memorial urn of the present invention in which a broken line image and surrounding solid line border indicating a slightly recessed panel have been added to the side wall; and,

FIG. 10 is an isometric view of fourth embodiment of the memorial urn of the present invention in which a broken line image and surrounding solid line border indicating a slightly recessed panel have been added on the front wall.

The broken lines are for purposes of illustrating portions of the design that form no part of the claimed design.

1 Claim, 7 Drawing Sheets



US D594,625 S

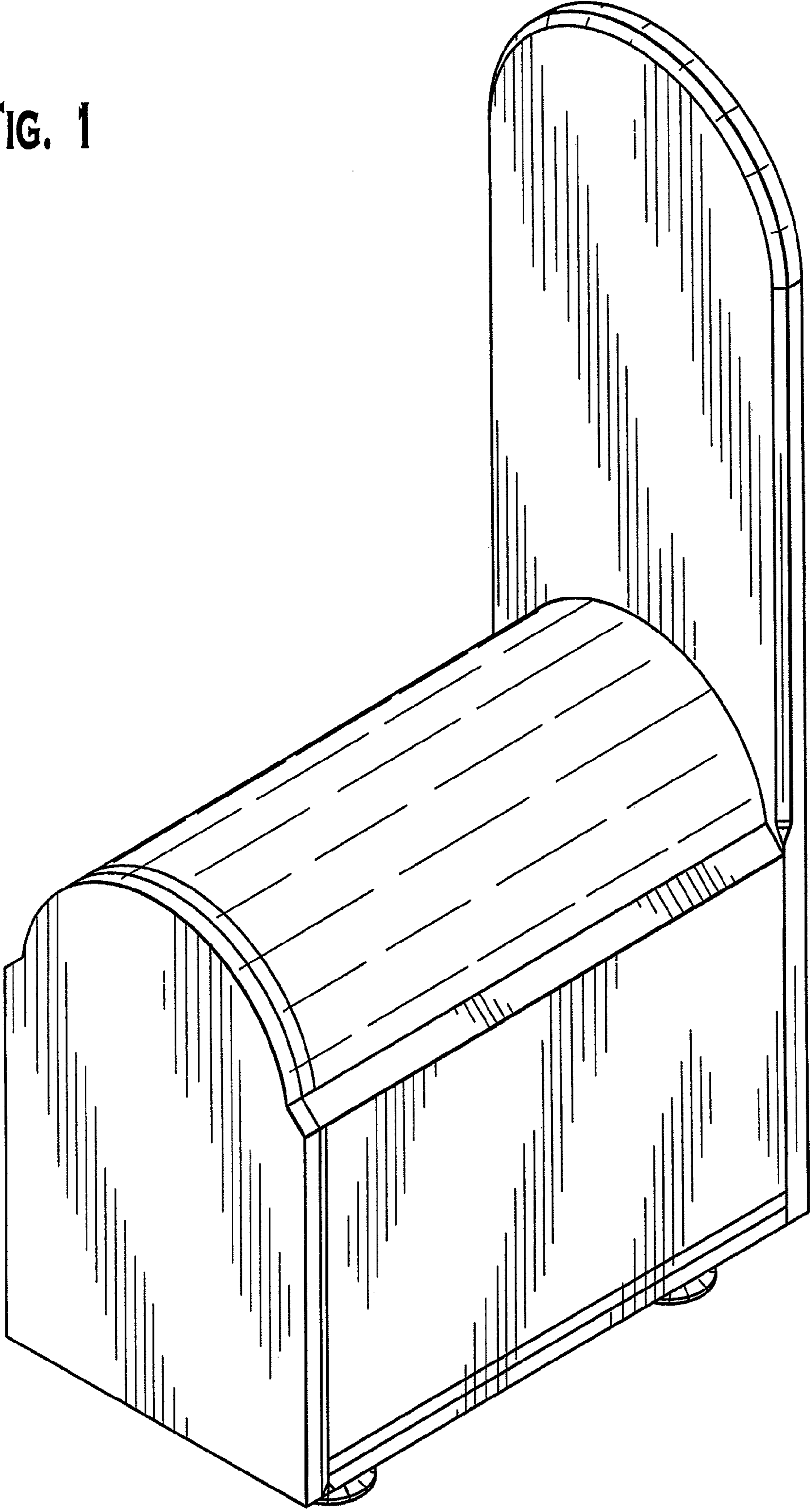
Page 2

U.S. PATENT DOCUMENTS

5,230,127	A	7/1993	Zukowski et al.	D444,288	S	6/2001	Robinson
5,349,727	A	9/1994	Niebergall	6,295,705	B1	10/2001	Gersten
D353,994	S	1/1995	Kohler	6,584,658	B2	7/2003	Robinson
D386,317	S	* 11/1997	Costa D6/300	D493,934	S	8/2004	Diviak, Sr.
D396,930	S	* 8/1998	Snipes, Jr. D99/25	D494,727	S	8/2004	Poteet
6,076,292	A	6/2000	Kawa	2001/0047575	A1	12/2001	Bernhardt
D438,362	S	2/2001	Robinson	2004/0040129	A1	3/2004	Ogle, II
D440,735	S	4/2001	Robinson	2005/0246877	A1	11/2005	Davis et al.

* cited by examiner

FIG. 1



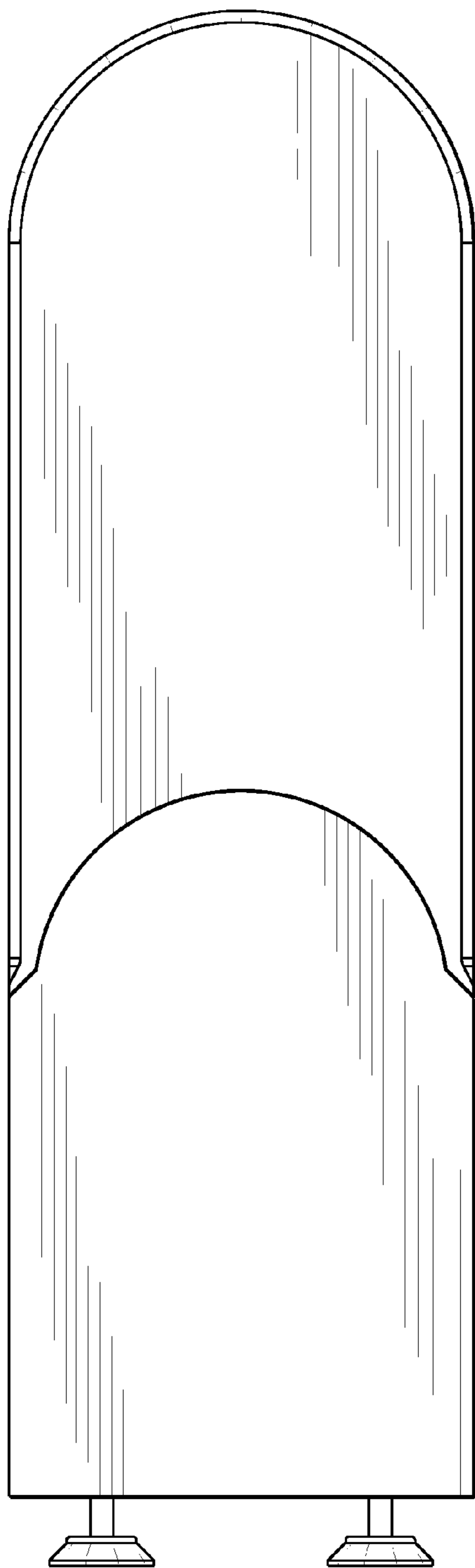


FIG. 2

FIG. 3

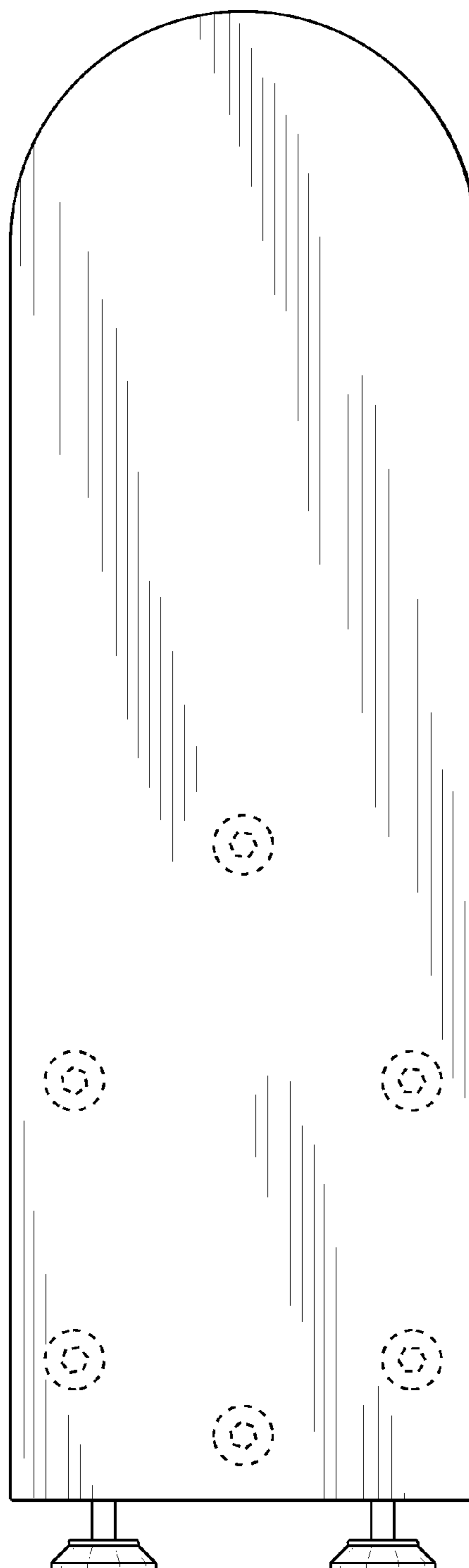


FIG. 4



FIG. 5

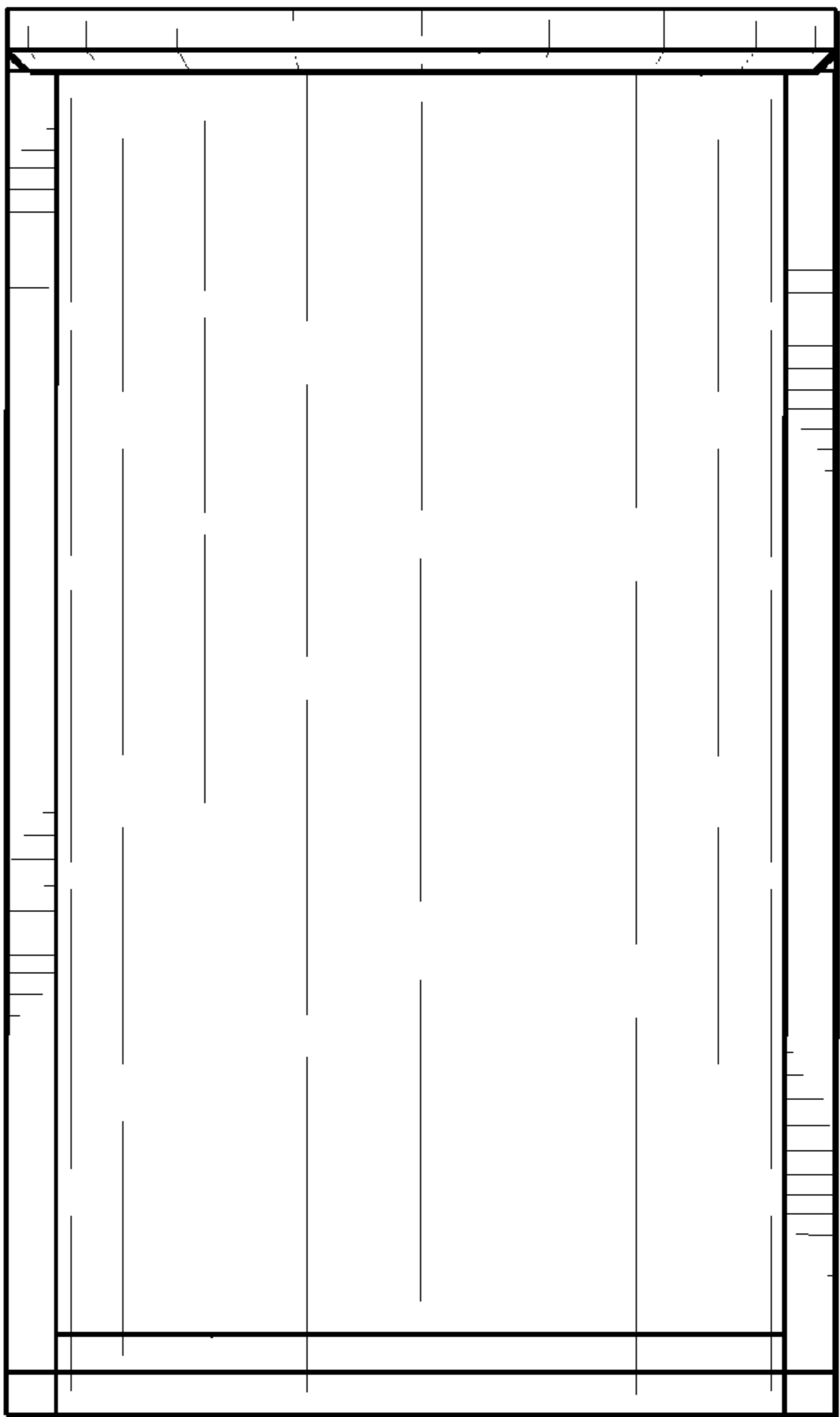


FIG. 6

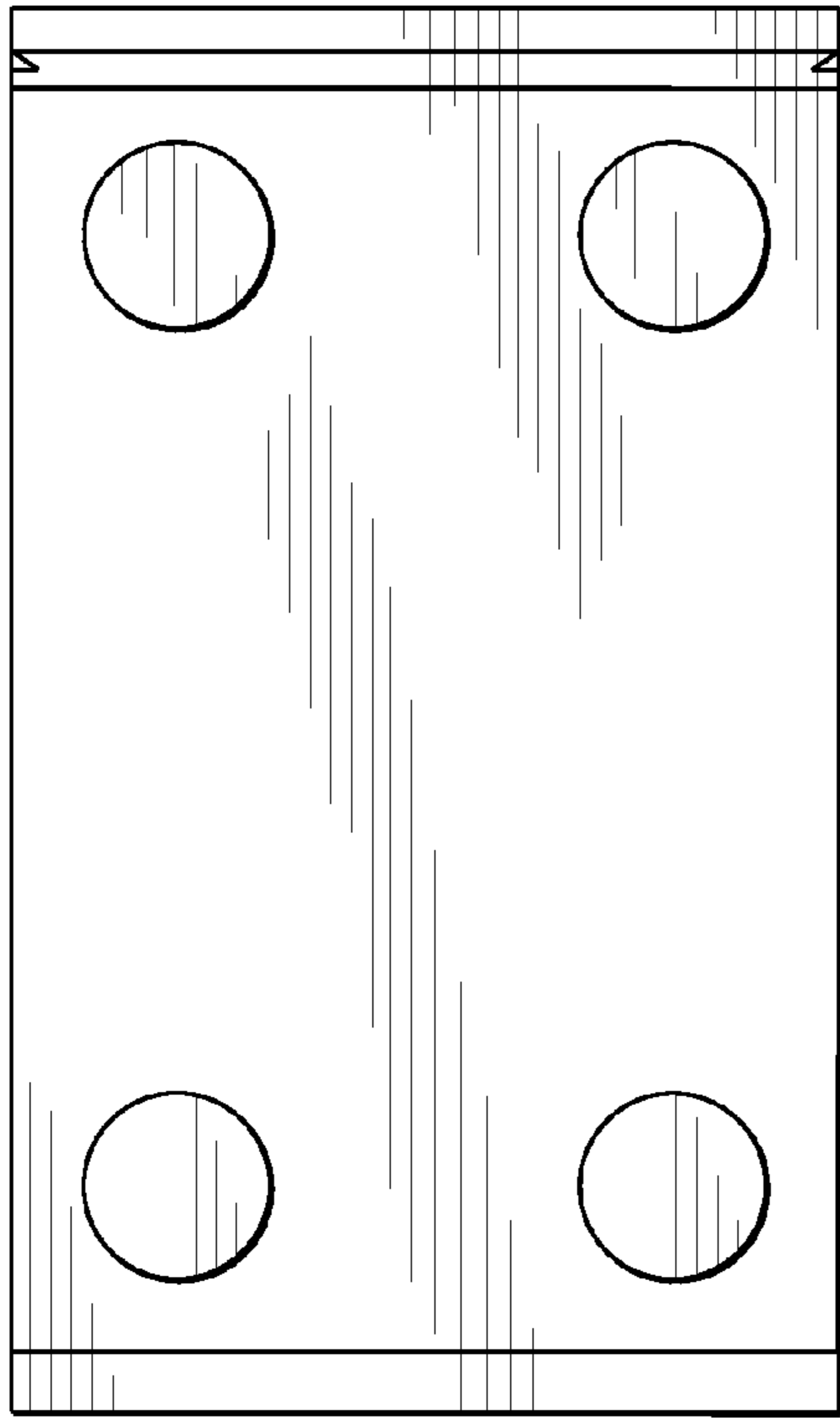


FIG. 7

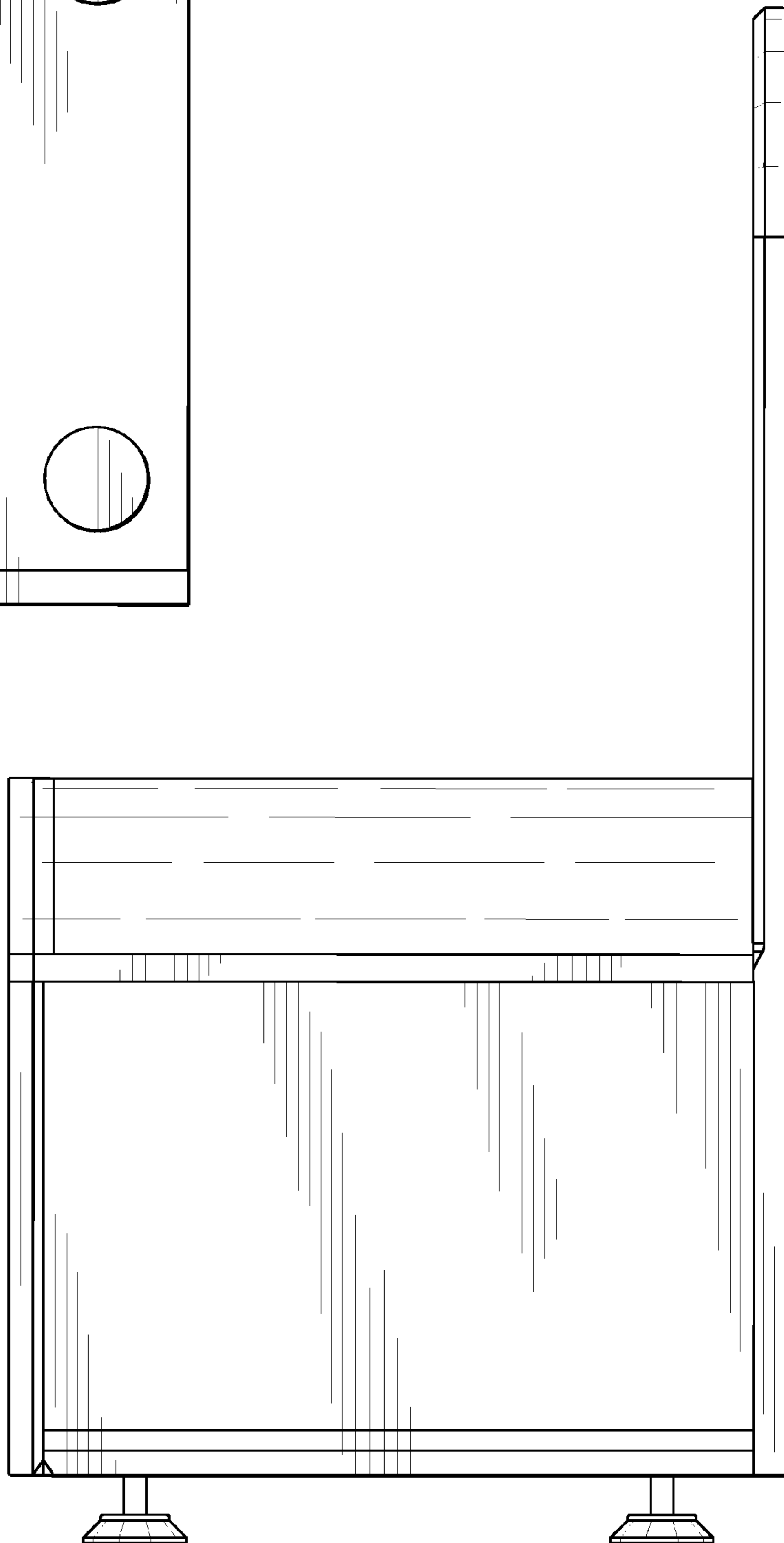


FIG. 8

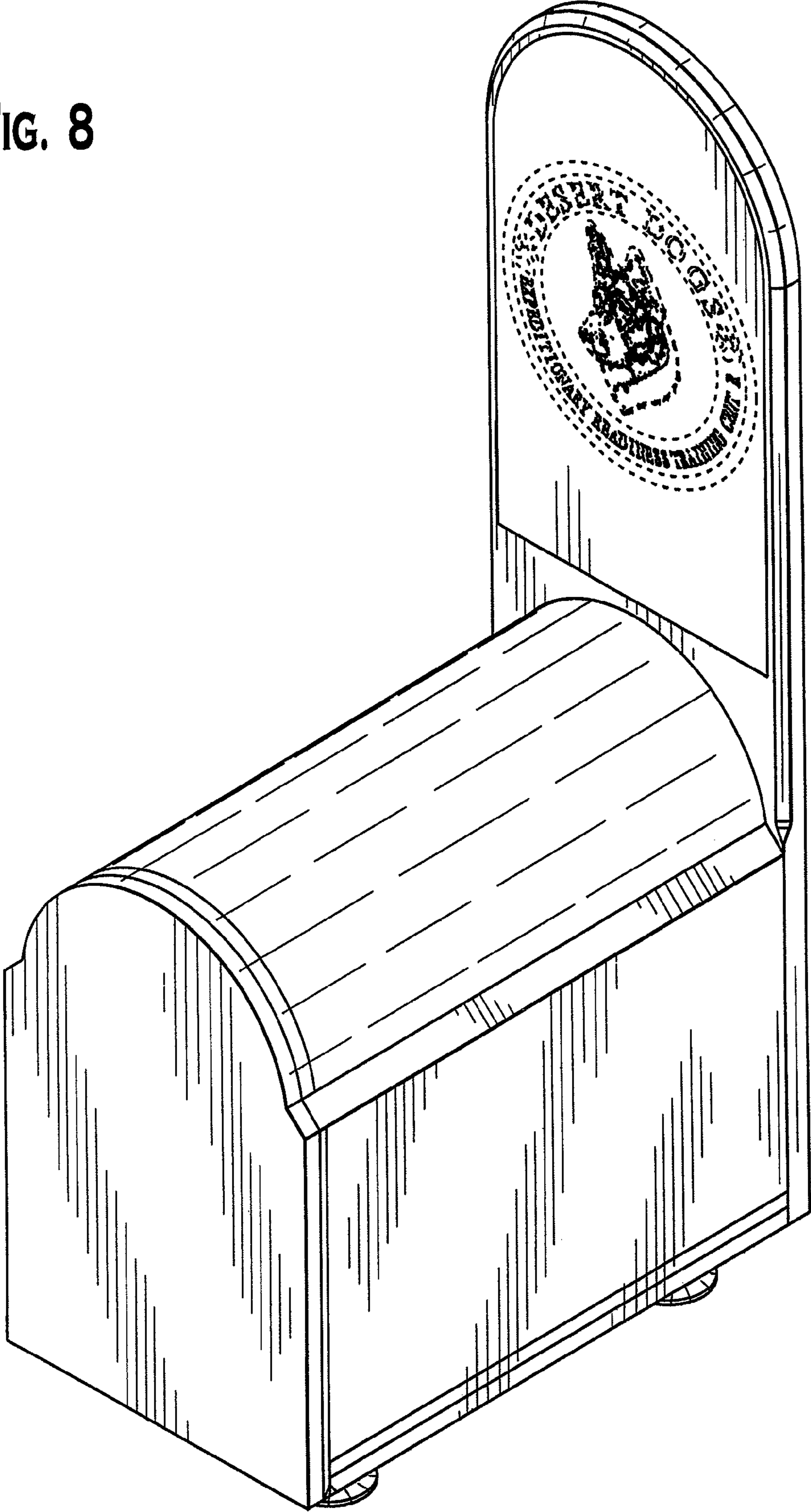


FIG. 9

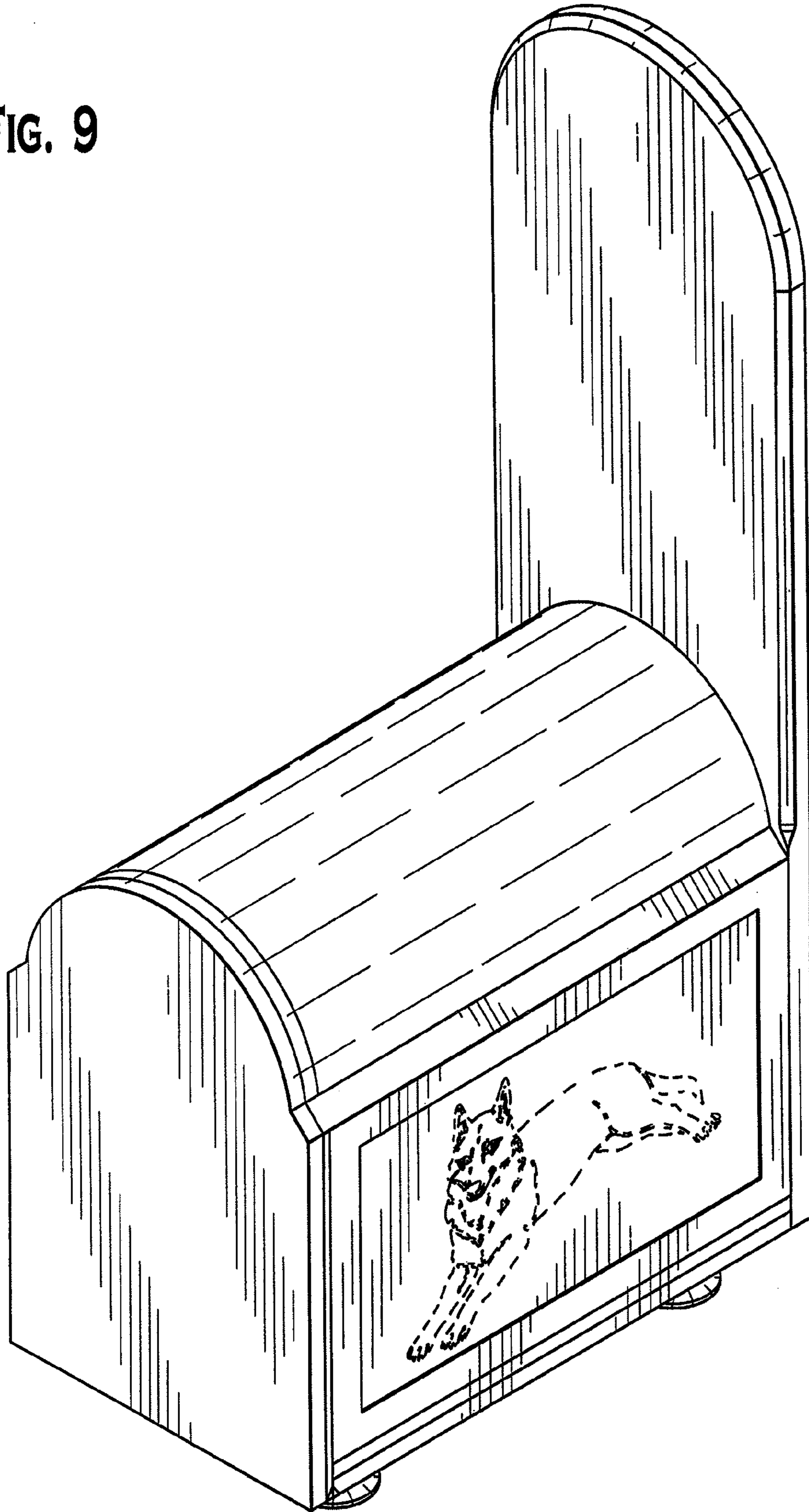


FIG. 10

