



US00D594603S

(12) **United States Design Patent**  
**Murphy**

(10) **Patent No.:** **US D594,603 S**  
(45) **Date of Patent:** **\*\* Jun. 16, 2009**

(54) **GOLF GLOVE**

(76) Inventor: **David P. Murphy**, 14 Landgrand St., Quincy, MA (US) 02171

(\*\*) Term: **14 Years**

(21) Appl. No.: **29/324,584**

(22) Filed: **Sep. 16, 2008**

(51) **LOC (9) Cl.** ..... **02-06**

(52) **U.S. Cl.** ..... **D29/116.2**

(58) **Field of Classification Search** ..... D2/610,  
D2/612, 614-623; D29/113, 116.2, 117.1-119,  
D29/120.1, 123; 2/16, 159, 161.1-161.8,  
2/162, 198, 170, 455, 908, 917; D24/190;  
D28/63; D32/40, 42, 43, 41; D21/807; D3/215,  
D3/224, 226, 218; 224/219, 222, 267, 237;  
40/586, 633; 15/104.94, 107, 227; D4/134;  
D20/33

See application file for complete search history.

(56) **References Cited**

**U.S. PATENT DOCUMENTS**

3,229,307	A *	1/1966	Jamison	.....	D29/116.2
3,508,280	A	4/1970	Osborn	.....	2/159
4,665,565	A	5/1987	Odom	.....	2/161
4,850,053	A *	7/1989	Tepley et al.	.....	2/161.1
D308,436	S	6/1990	Weitzell	.....	D2/619
5,033,120	A	7/1991	Myers	.....	2/161 A
6,014,775	A	1/2000	Missry	.....	2/161.2
D420,202	S *	2/2000	Redwood et al.	.....	D2/619
D431,691	S *	10/2000	Redwood et al.	.....	D29/117.1
D433,785	S *	11/2000	Redwood et al.	.....	D2/623
6,205,588	B1	3/2001	Shin	.....	2/161.4
6,415,445	B1 *	7/2002	Nishijima et al.	.....	2/161.4
6,421,836	B1	7/2002	Park	.....	2/161.4
6,973,674	B2 *	12/2005	Jackson, Jr.	.....	2/161.2
D532,162	S	11/2006	Bonzangni et al.	.....	D29/116.2

D545,002	S	6/2007	Voravan	.....	D29/123
D554,807	S *	11/2007	Okumura	.....	D29/123
D570,056	S	5/2008	Metcalf	.....	D29/123
2002/0116745	A1 *	8/2002	Taylor	.....	2/161.2

**OTHER PUBLICATIONS**

U.S. Appl. No. 29/317,254, filed Apr. 25, 2008, David P. Murphy.

\* cited by examiner

*Primary Examiner*—Raphael Barkai

*Assistant Examiner*—Randall H Gholson

(74) *Attorney, Agent, or Firm*—Burns B Levinson LLP; Jacob N. Erlich; Stephen Ball

(57) **CLAIM**

The ornamental design for a golf glove, as shown and described.

**DESCRIPTION**

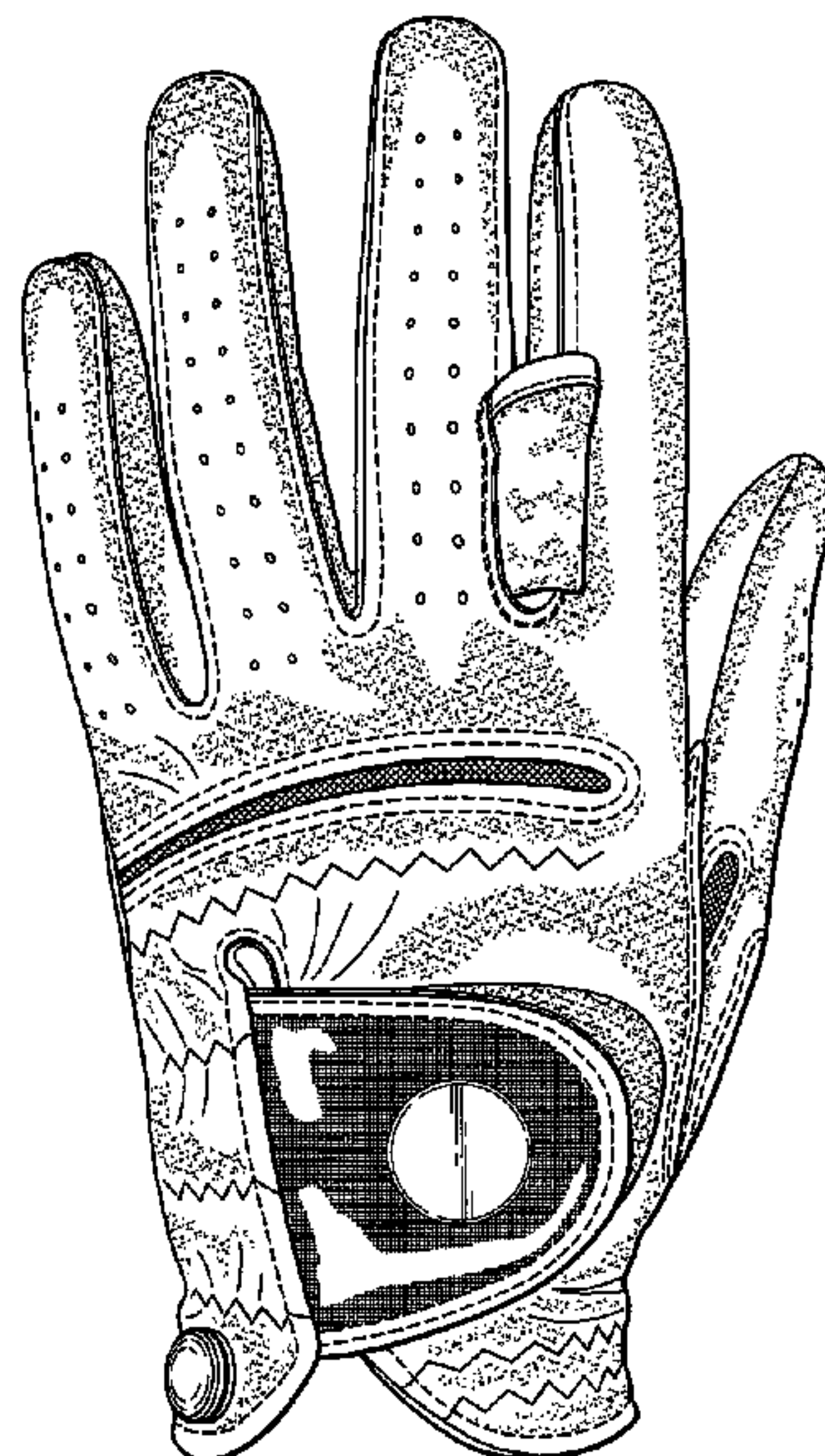
FIG. 1 is a top view of the back side of the golf glove of the present invention, shown without color for ease of illustration, and wherein the stitching thread (denoted by dashed and/or zig-zag lines) is any color other than white;

FIG. 2 is a perspective view of the thumb side of the golf glove of the present invention, shown without color for ease of illustration, and wherein the stitching thread (denoted by dashed and/or zig-zag lines) is any color other than white;

FIG. 3 is a perspective view of the little finger side of the golf glove of the present invention, shown without color for ease of illustration, and wherein the stitching thread (denoted by dashed and/or zig-zag lines) is any color than white; and,

FIG. 4 is a perspective view of the palm side of the golf glove of the present invention, shown without color for ease of illustration, and wherein the stitching thread (denoted by dashed and/or zig-zag lines) is any color than white.

**1 Claim, 4 Drawing Sheets**



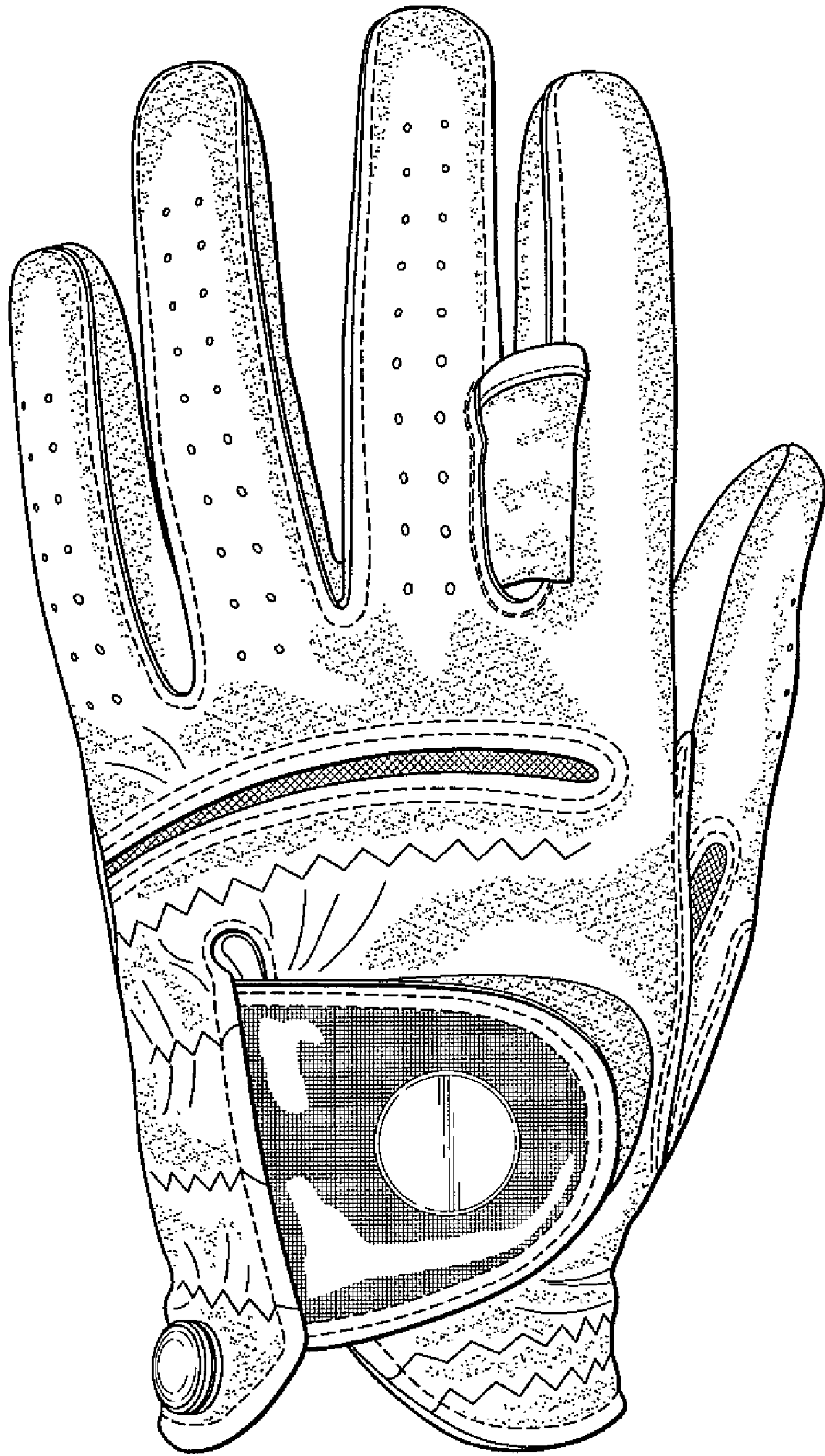


FIG. 1



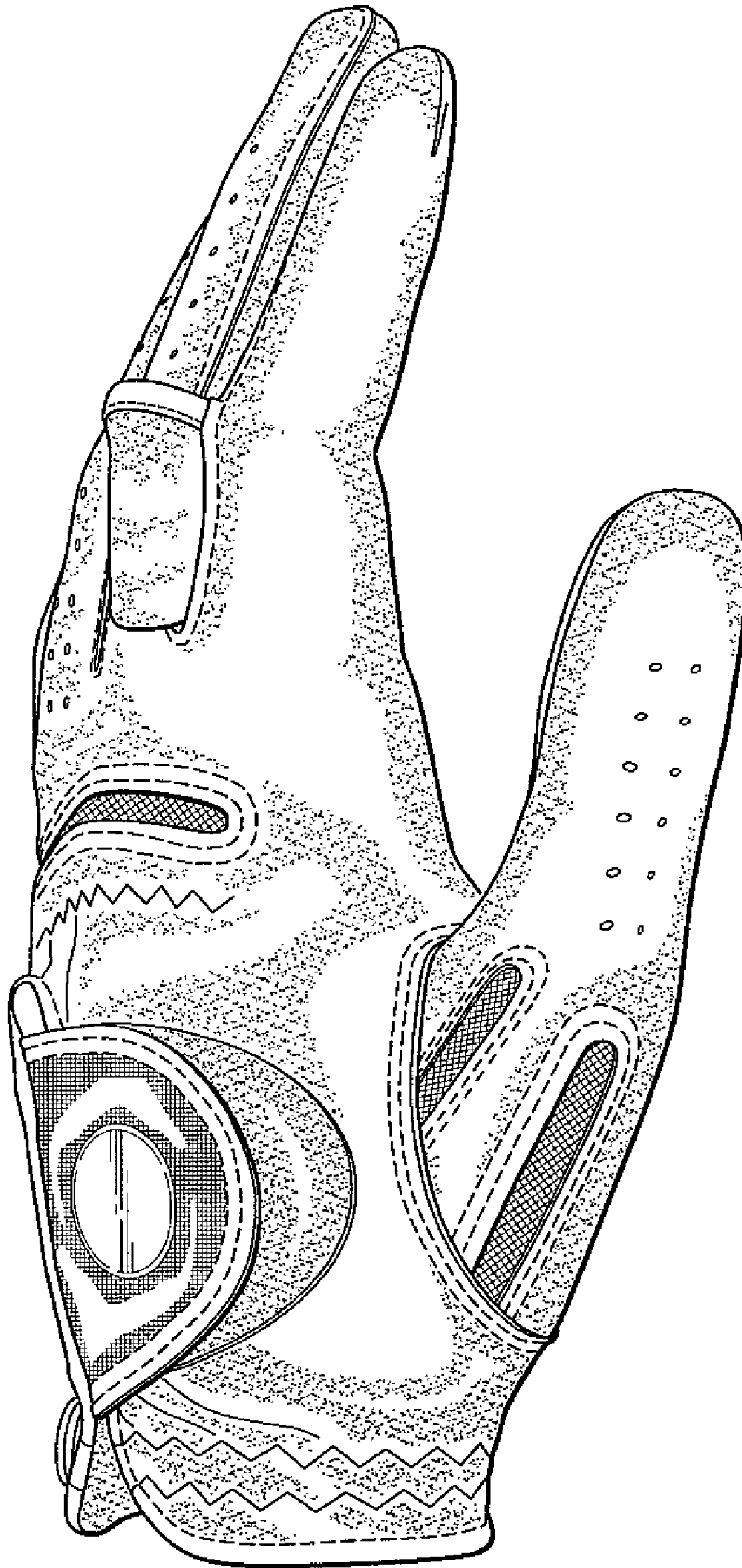


FIG. 2

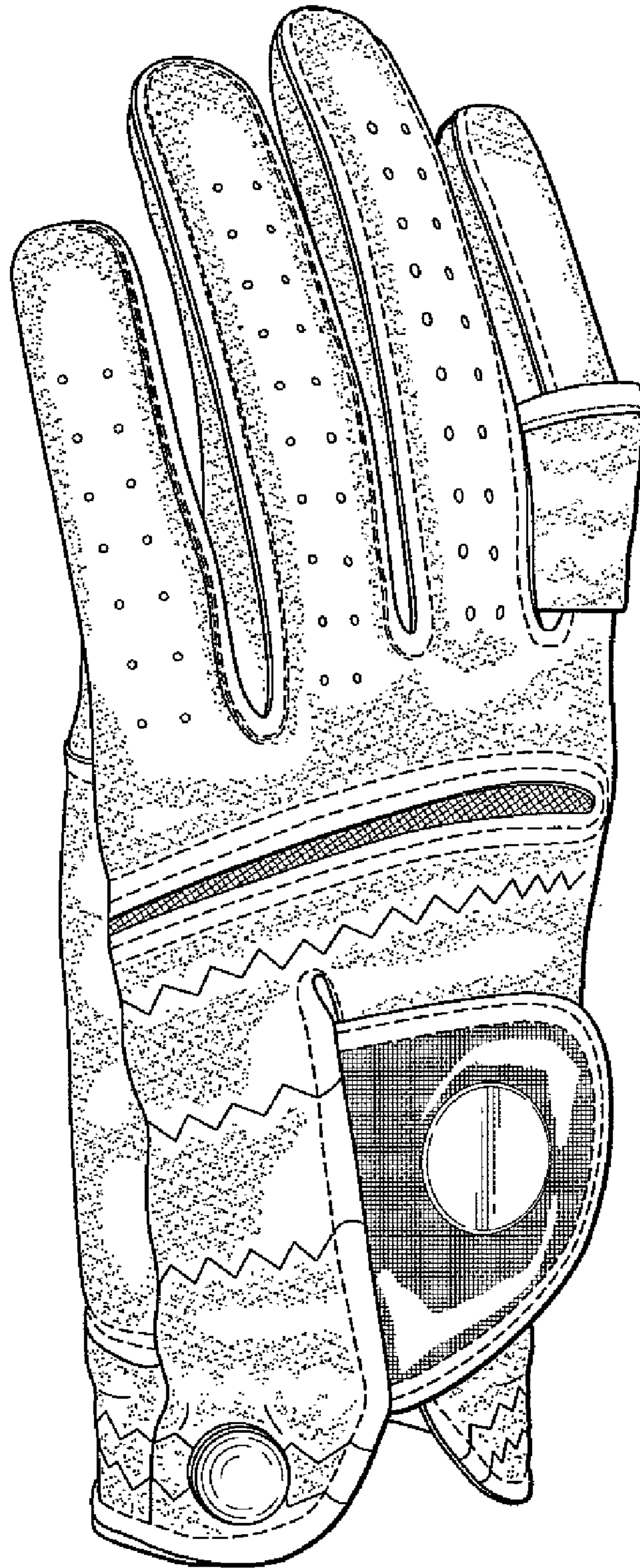


FIG. 3

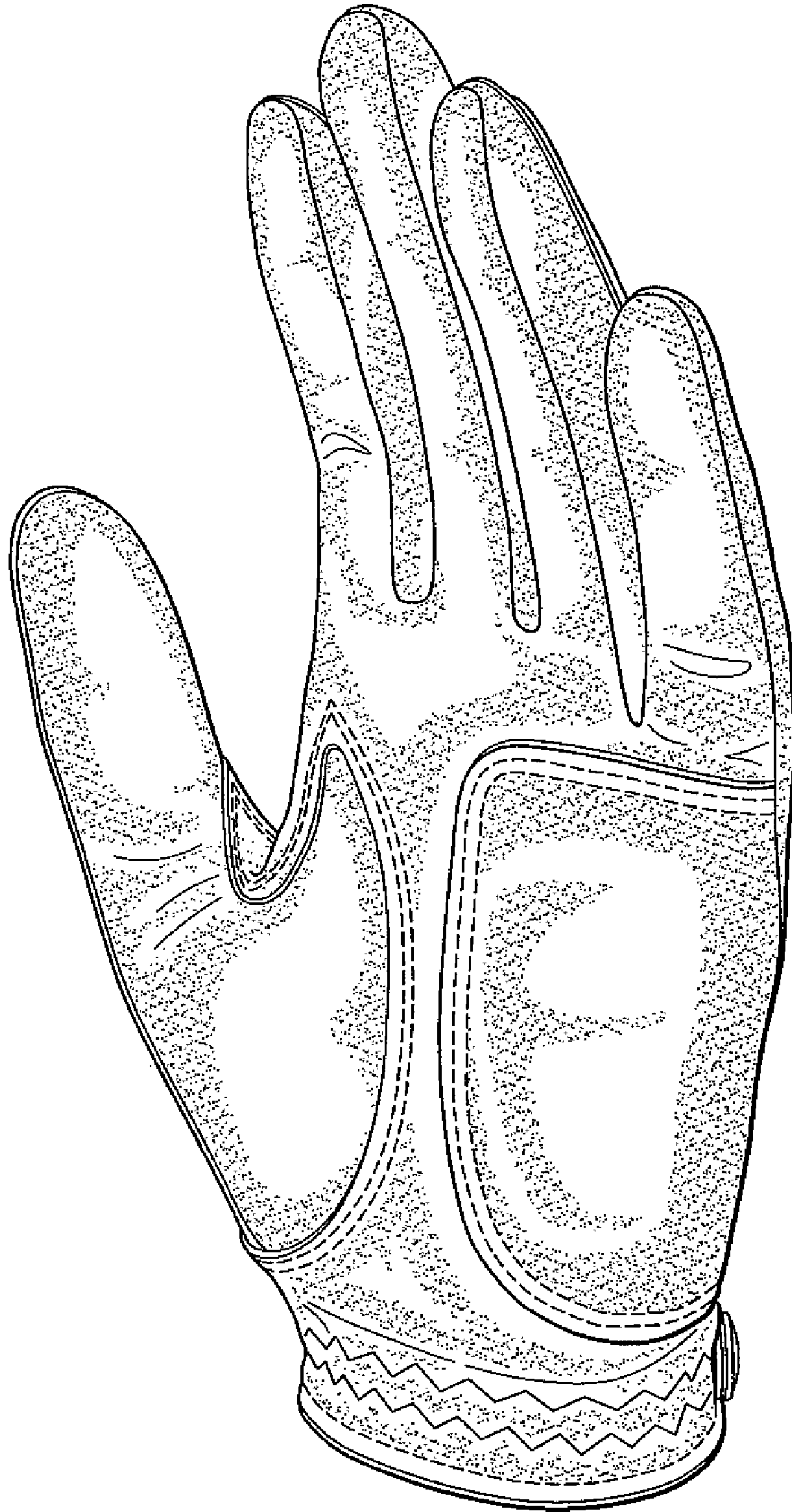


FIG. 4