



US00D594601S

(12) **United States Design Patent**
Briggs

(10) **Patent No.:** **US D594,601 S**

(45) **Date of Patent:** **** Jun. 16, 2009**

(54) **FRONT AND REAR PORTION OF AN EAR PROTECTOR**

(76) Inventor: **Manssan Briggs**, 4450 California Pl., #339, Long Beach, CA (US) 90807

(**) Term: **14 Years**

(21) Appl. No.: **29/300,067**

(22) Filed: **Feb. 19, 2008**

Related U.S. Application Data

(63) Continuation of application No. 11/702,595, filed on Feb. 6, 2007, now abandoned.

(51) **LOC (9) Cl.** **29-02**

(52) **U.S. Cl.** **D29/112**

(58) **Field of Classification Search** D29/102-112, D29/122; 2/410-414, 416, 422-425, 9-10, 2/206, 427, 429, 174, 207, 209; D24/110.1-110.4, D24/191, 173, 135, 189; 128/857-858, 206.28, 128/207.11, 207.17, 201.23, 201.24, 201.25; D16/309; 602/6; 351/155; 606/204.45
See application file for complete search history.

(56) **References Cited**

U.S. PATENT DOCUMENTS

1,945,110	A *	1/1934	Gordon	2/209
2,281,357	A *	4/1942	Johnson	2/209
3,452,365	A *	7/1969	Wallace	2/209
4,850,055	A *	7/1989	Hwang	2/209

4,872,219	A *	10/1989	Duncan	2/209
5,689,831	A *	11/1997	Harris	2/209
5,718,001	A *	2/1998	Wright	2/209
5,778,455	A *	7/1998	Joseph	2/209
5,898,945	A *	5/1999	Weiser	2/209
6,298,493	B1 *	10/2001	Ambroise	2/209
6,944,886	B1 *	9/2005	Jackson	2/209
6,978,483	B2 *	12/2005	Isom et al.	2/209

* cited by examiner

Primary Examiner—Ruth McInroy

(57) **CLAIM**

The ornamental design for a front and rear portion of an ear protector, as shown and described.

DESCRIPTION

FIG. 1 is an inside view of a front and rear portion of an ear protector in an opened position showing my new design;

FIG. 2 is an outside view thereof;

FIG. 3 is a rear view of FIG. 2 in a folded position;

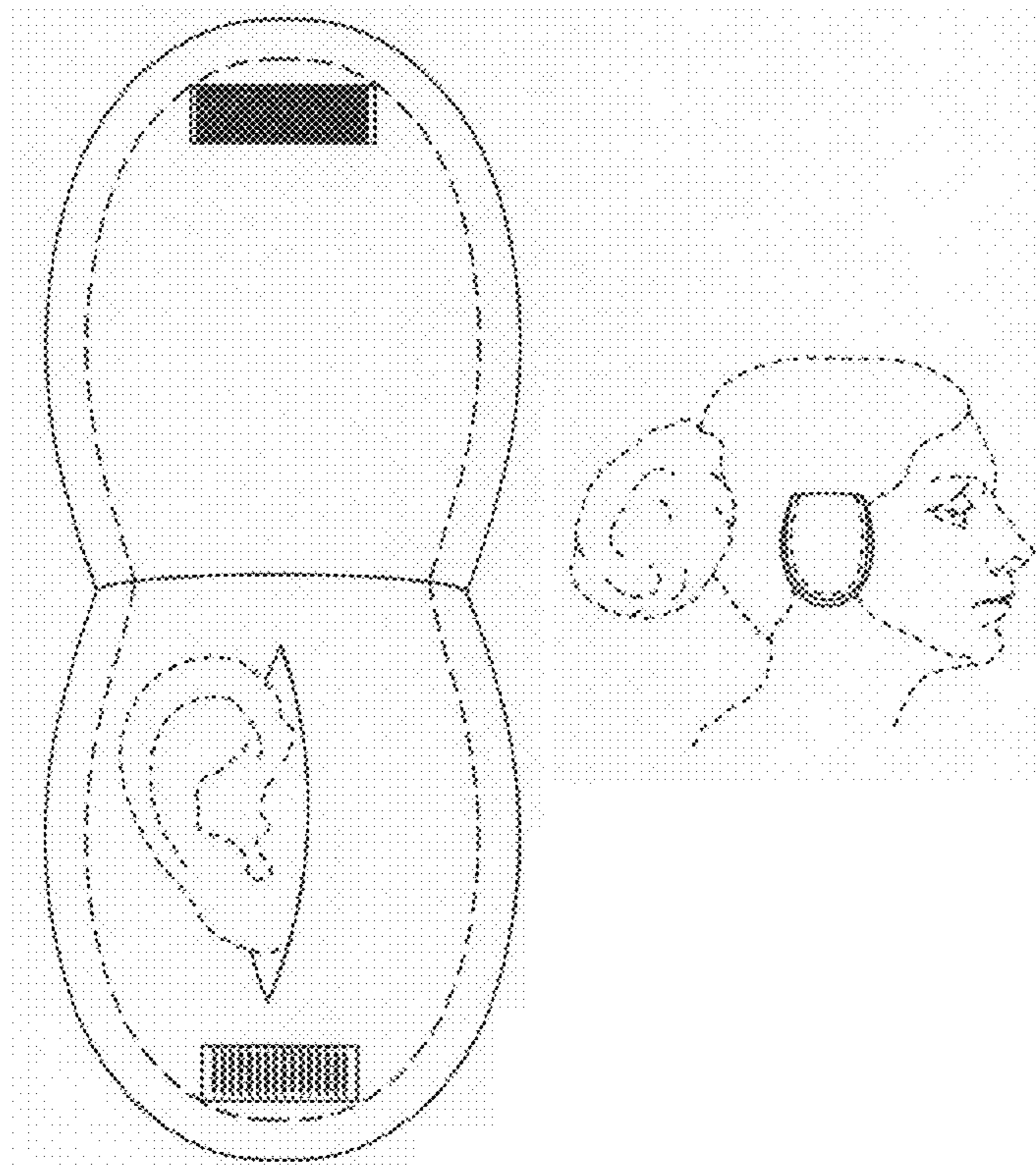
FIG. 4 is a front view of FIG. 2 in a folded position;

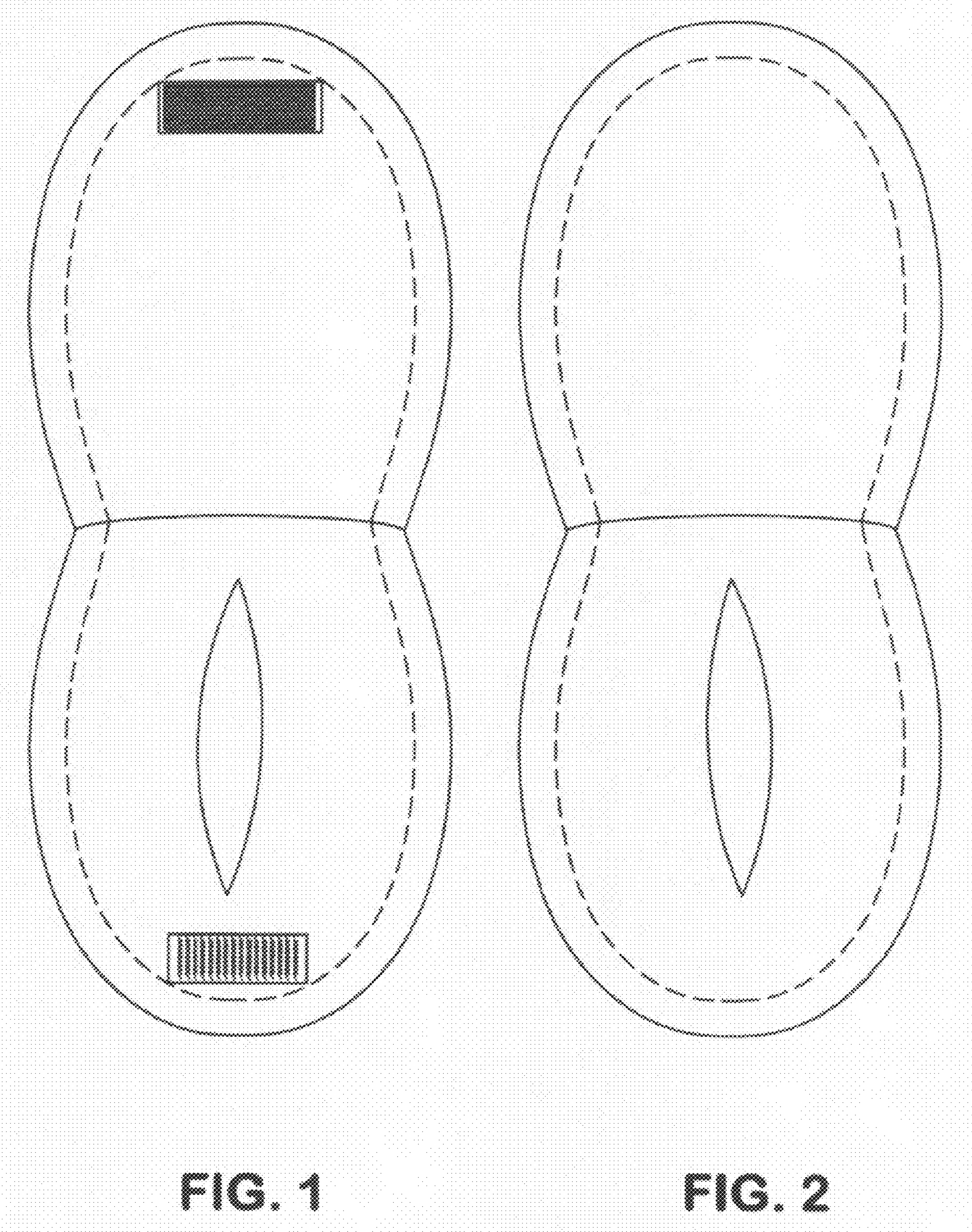
FIG. 5 is an inside view thereof showing the ear pulled through the opening; and,

FIG. 6 is a view of FIG. 3 as worn by a person.

The broken lines around the periphery represent conventional stitching. The ear and head shown in broken lines in FIGS. 5 and 6 are for illustrative purposes only and form no part of the claimed design.

1 Claim, 3 Drawing Sheets





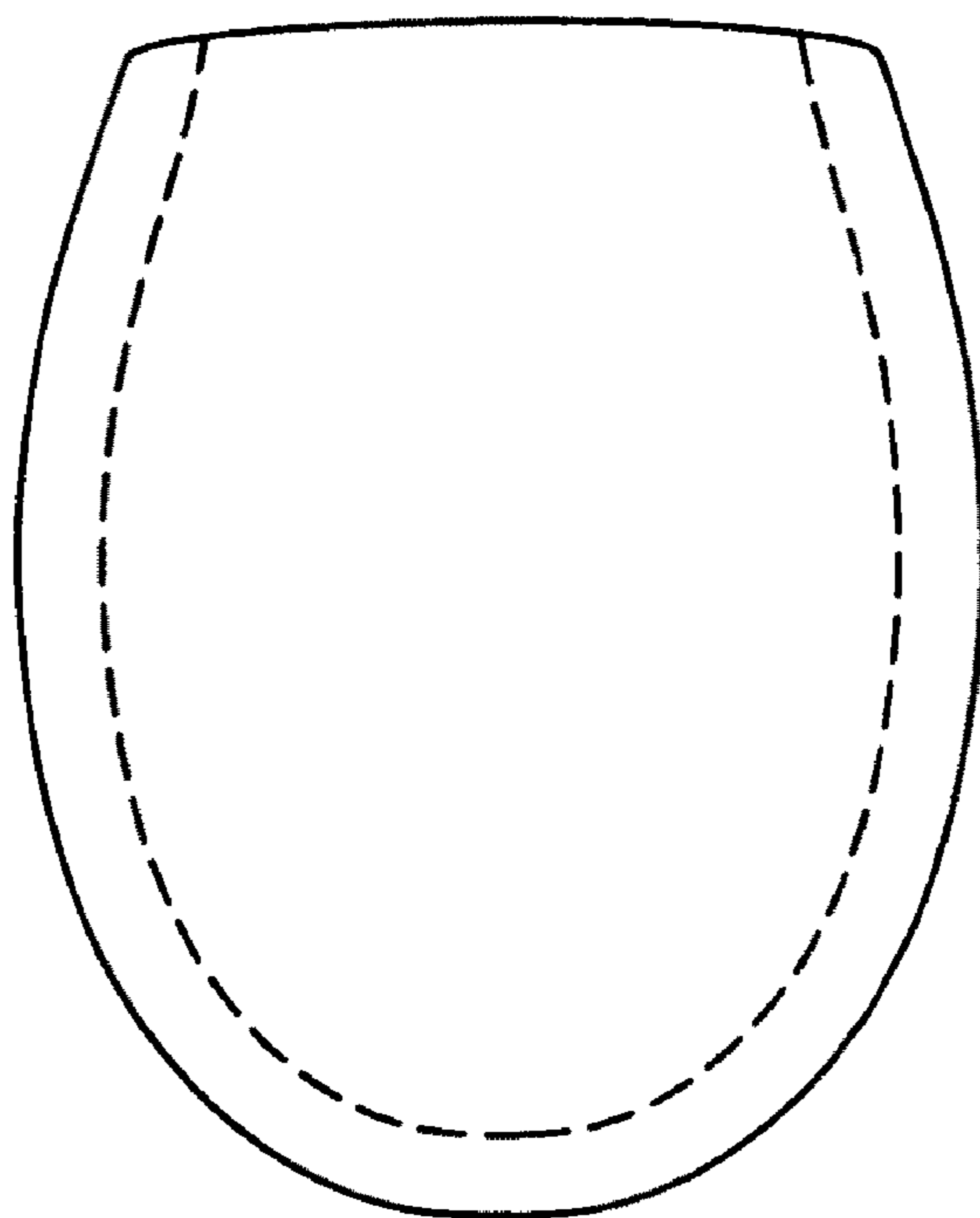


FIG. 3

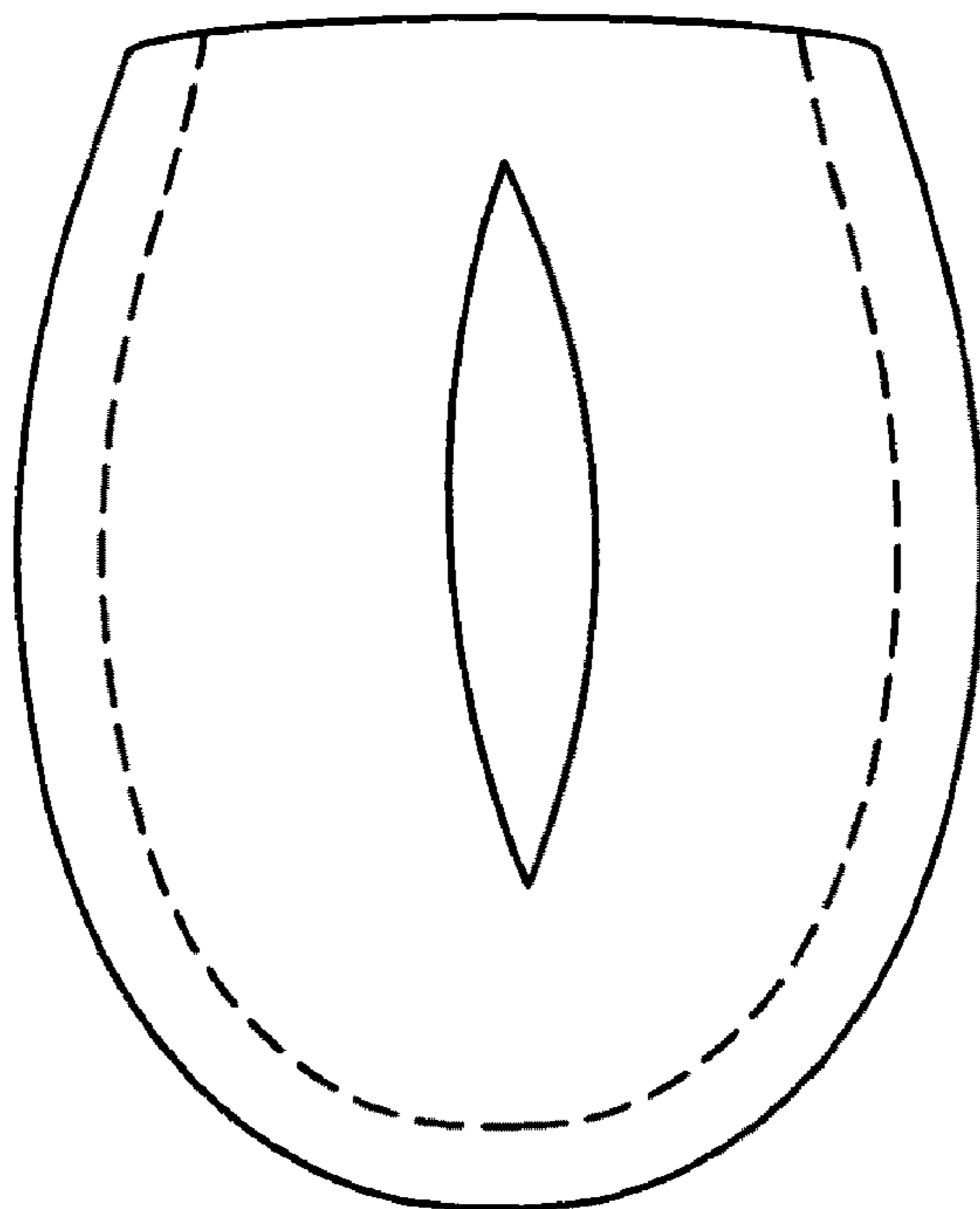


FIG. 4

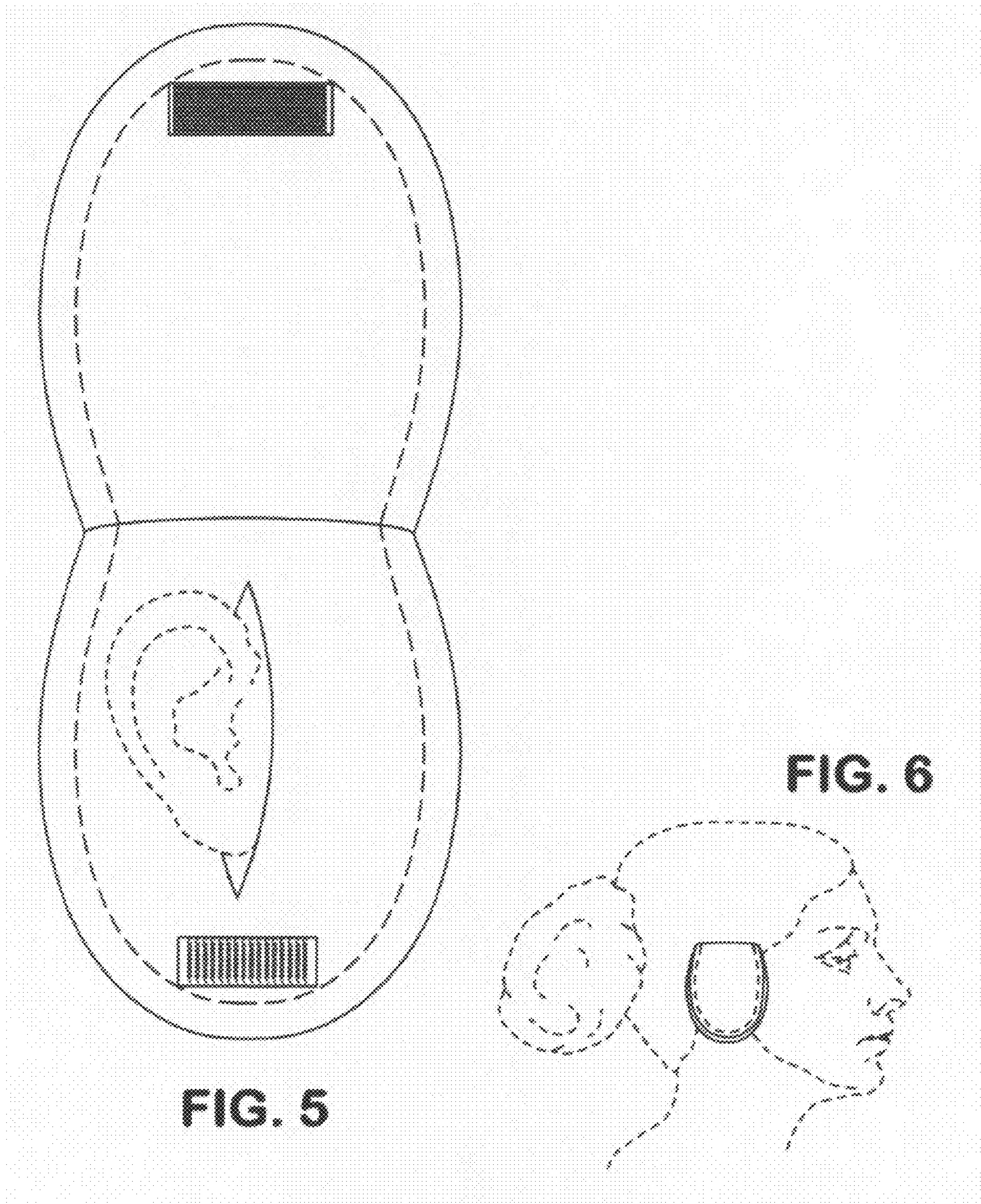


FIG. 5

FIG. 6