



US00D594598S

(12) **United States Design Patent**
Pena

(10) **Patent No.:** **US D594,598 S**
(45) **Date of Patent:** **** Jun. 16, 2009**

(54) **HAIR FASTENING DEVICE**

(76) Inventor: **Rolando J. Pena**, 282 Opossum Rd.,
Skillman, NJ (US) 08558

(**) Term: **14 Years**

(21) Appl. No.: **29/214,456**

(22) Filed: **Oct. 1, 2004**

Related U.S. Application Data

(62) Division of application No. 29/203,836, filed on Apr.
20, 2004, now Pat. No. Des. 509,625.

(51) **LOC (9) Cl.** **28-03**

(52) **U.S. Cl.** **D28/39; D28/41**

(58) **Field of Classification Search** **D28/39-43;**
368/273-275; 132/273-275

See application file for complete search history.

(56) **References Cited**

U.S. PATENT DOCUMENTS

385,721	A *	7/1888	Muntz	54/78
971,519	A	10/1910	Brannen		
D52,258	S *	8/1918	Upton	D28/39
1,288,939	A	12/1918	Lichtenstein		
1,338,858	A	5/1920	De Los S. Enriquez		
2,560,267	A	7/1951	Baker et al.	132/46
2,649,097	A	8/1953	Chernack	132/43
2,796,069	A	6/1957	Mooney, Jr.	132/46
3,000,384	A	9/1961	Pipers, Jr.	132/46
3,542,041	A *	11/1970	Mercorella	132/275
3,604,145	A	9/1971	Zimmerman	46/25
4,785,834	A *	11/1988	Gonzalez	132/275
4,892,110	A *	1/1990	Harvie	132/273
5,056,538	A	10/1991	Matula	132/208

(Continued)

OTHER PUBLICATIONS

Eurosport, Oct. 2002, p. 54, "The Hair Glove" ponytail holder from
<http://www.soccer.com> (1 page).

(Continued)

Primary Examiner—Lucy Lieberman

(74) *Attorney, Agent, or Firm*—McCarter & English, LLP

(57) **CLAIM**

The ornamental design for a hair fastening device, as shown
and described.

DESCRIPTION

FIG. 1 is a perspective view of the hair fastening device of the
present invention.

FIG. 2 is a front view of the hair fastening device of the
present invention.

FIG. 3 is a left side view of the hair fastening device of the
present invention.

FIG. 4 is a right side view of the hair fastening device of the
present invention.

FIG. 5 is a top view of the hair fastening device of the present
invention.

FIG. 6 is a bottom view of the hair fastening device of the
present invention.

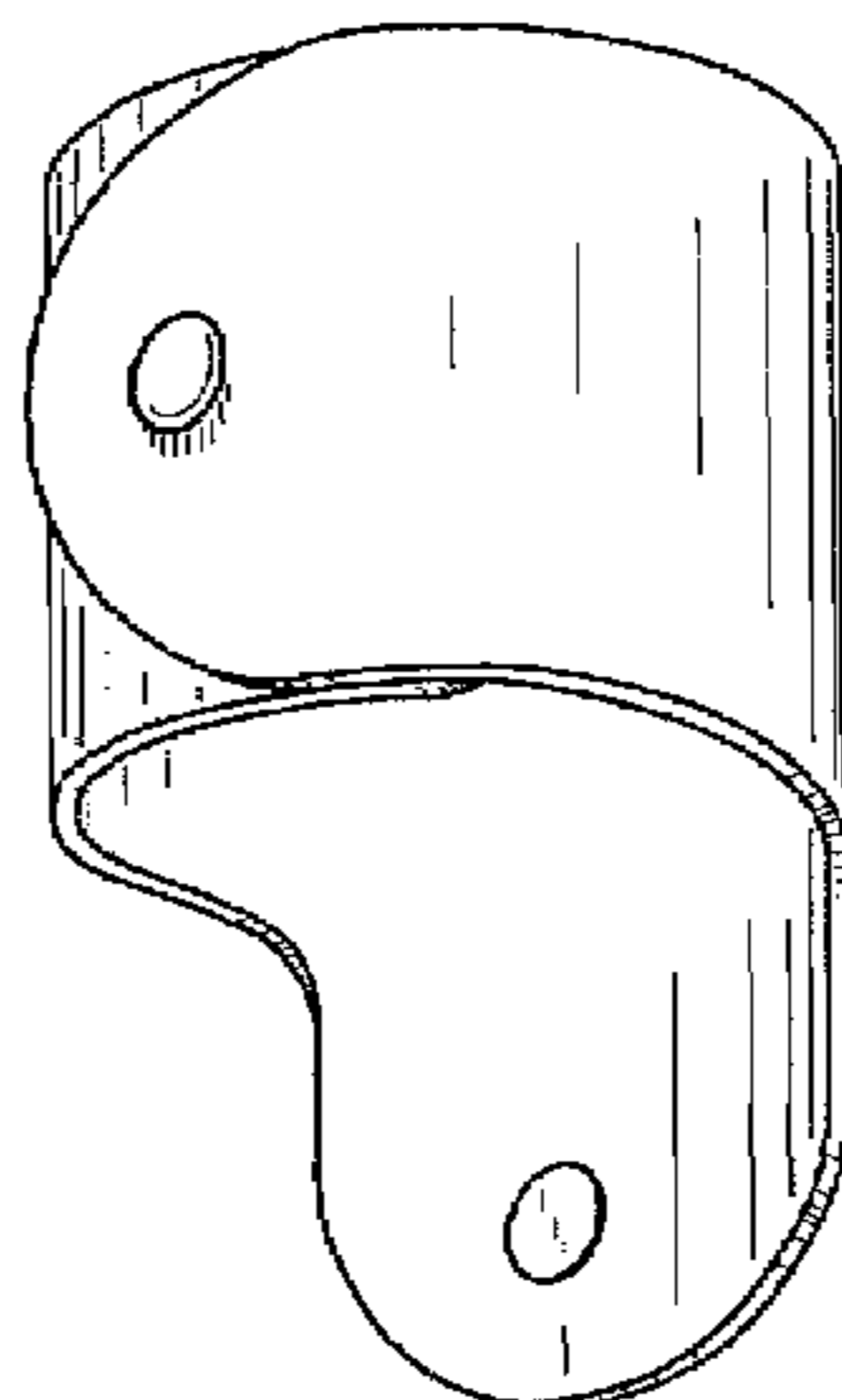
FIG. 7 is a rear view of the hair fastening device of the present
invention; and,

FIG. 8 is a perspective view of the hair fastening device of the
present invention positioned on the wearer's ponytail.

The broken lines in FIG. 8 showing additional components of
a hair fastening device and a person wearing the hair fastening
device are for illustrative purposes only and do not form part
of the claimed design. The hair fastening device is shown
fastened in an assembled position in FIGS. 1 and 8. The hair
fastening device is shown in an open position in FIGS. 2
through 7.

The three circular elements shown in broken lines in FIG. 7
are unclaimed structures that do not form part of the claimed
design.

1 Claim, 3 Drawing Sheets



U.S. PATENT DOCUMENTS

5,293,884	A	3/1994	Chapman et al.	132/200
D353,226	S	12/1994	Nahoum	D28/41
5,465,741	A	11/1995	Dvorak	132/275
5,472,003	A	12/1995	Frame et al.	132/275
D372,338	S	7/1996	Engel et al.	D28/41
5,555,901	A	9/1996	Camp, Jr. et al.	132/273
5,590,668	A	1/1997	Macy	132/200
5,727,575	A	3/1998	Rontal	132/200
5,730,161	A	3/1998	Kohaneck	132/273
5,878,756	A	3/1999	Bilodeau	132/274
5,901,713	A *	5/1999	Mroczek	132/273
5,927,297	A *	7/1999	Cooper	132/273
6,041,792	A	3/2000	Kennedy	132/275
6,142,159	A	11/2000	Lloyd	132/278
6,260,555	B1	7/2001	Natvig	132/200
6,401,255	B1	6/2002	Douglas	
6,425,405	B1 *	7/2002	McRoberts	132/275
6,439,242	B1 *	8/2002	Head et al.	132/273
D509,625	S	9/2005	Pena	

2005/0229944 A1 10/2005 Pena

OTHER PUBLICATIONS

“Smokey Mountain Trading—Biker Patches,” Jun. 2002, product description from <http://www.smokeymountaintrading.com> (3 pages).
 Tail Tuxedos, Mar. 2001, product description and instructions from <http://www.tailtuxedos.com> (6 pages).
 “Tail Tamer Products,” 1996, product description from <http://tail-tamer.com> (3 pages).
 Hair Glove, 2002, product description and frequently asked questions from <http://www.hairglovesport.com> (5 pages).
 Notice of Allowance dated Jul. 1, 2004, from U.S. Pat. No. D 509,625.
 Supplemental Notice of Allowability dated Mar. 4, 2005, from U.S. Pat. No. D509,625.
 Office Action dated Mar. 12, 2007, from pending U.S. Appl. No. 11/084,053.
 Notice of Allowance dated Sep. 14, 2007, from pending U.S. Appl. No. 11/084,053.
 Office Action dated Nov. 21, 2007, from pending U.S. Appl. No. 11/084,053.
 Office Action dated Aug. 12, 2008, from pending U.S. Appl. No. 11/084,053, (9 pages).

* cited by examiner

FIG. 1

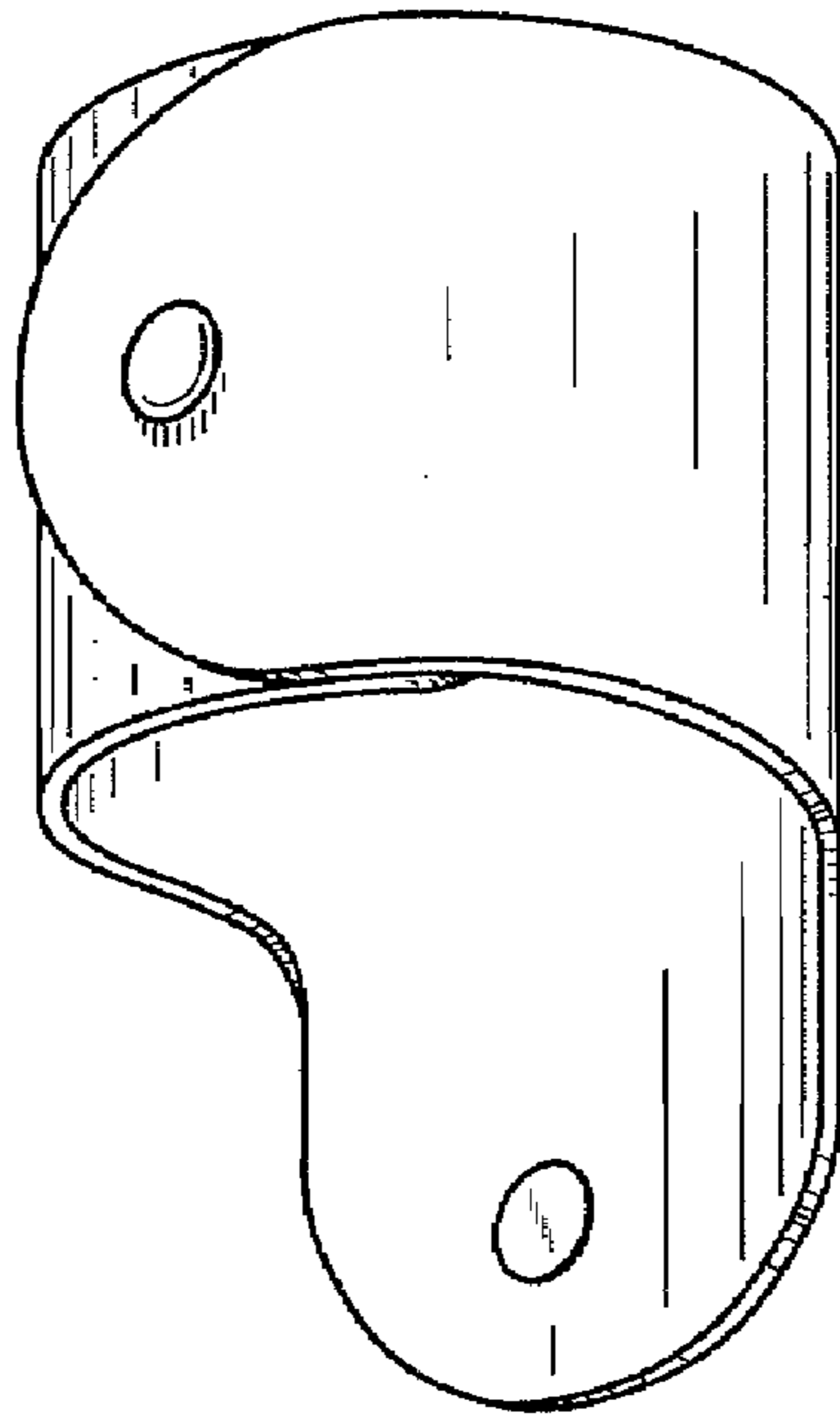


FIG. 2

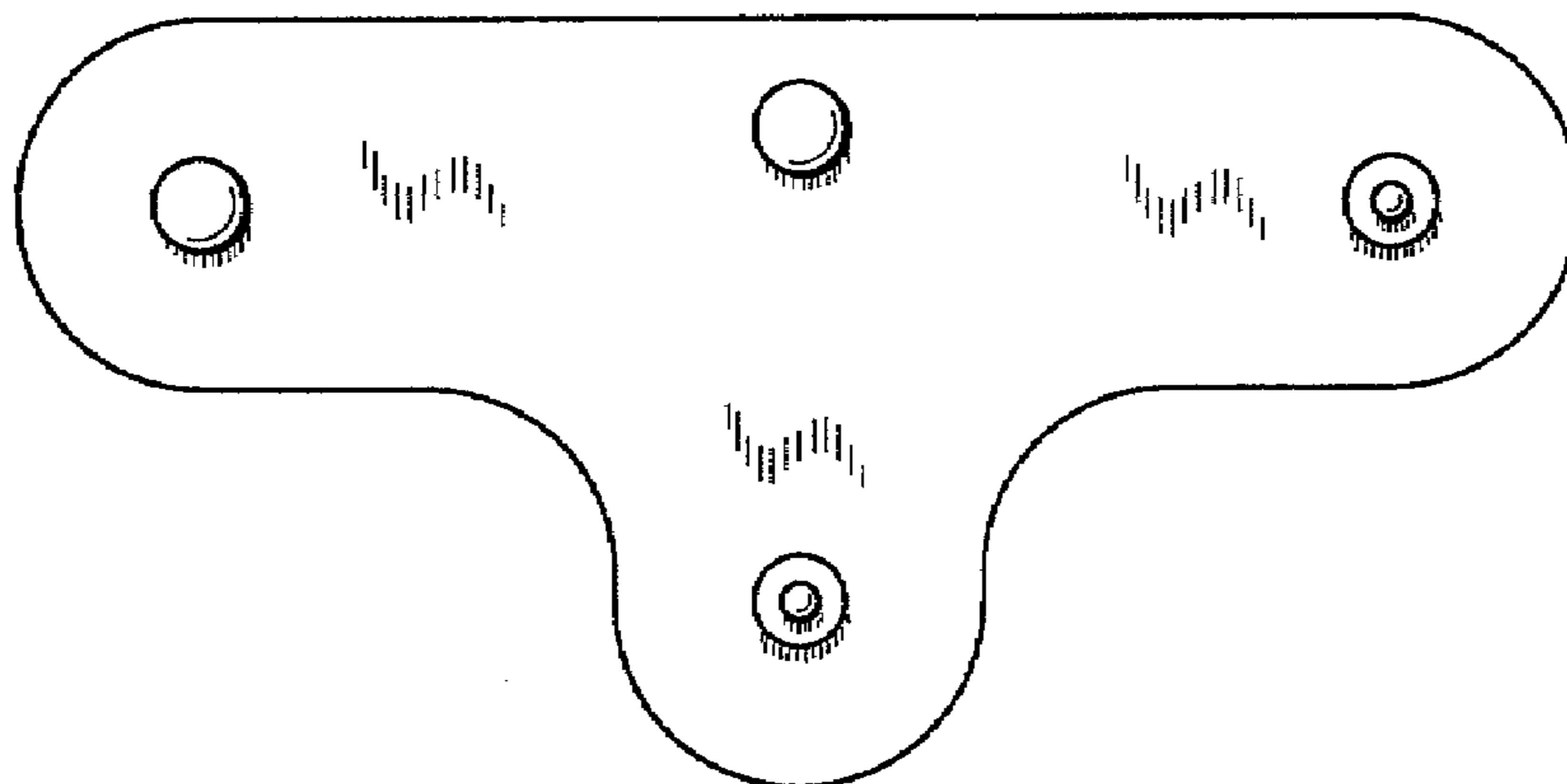


FIG. 3



FIG. 4



FIG. 5



FIG. 6



FIG. 7

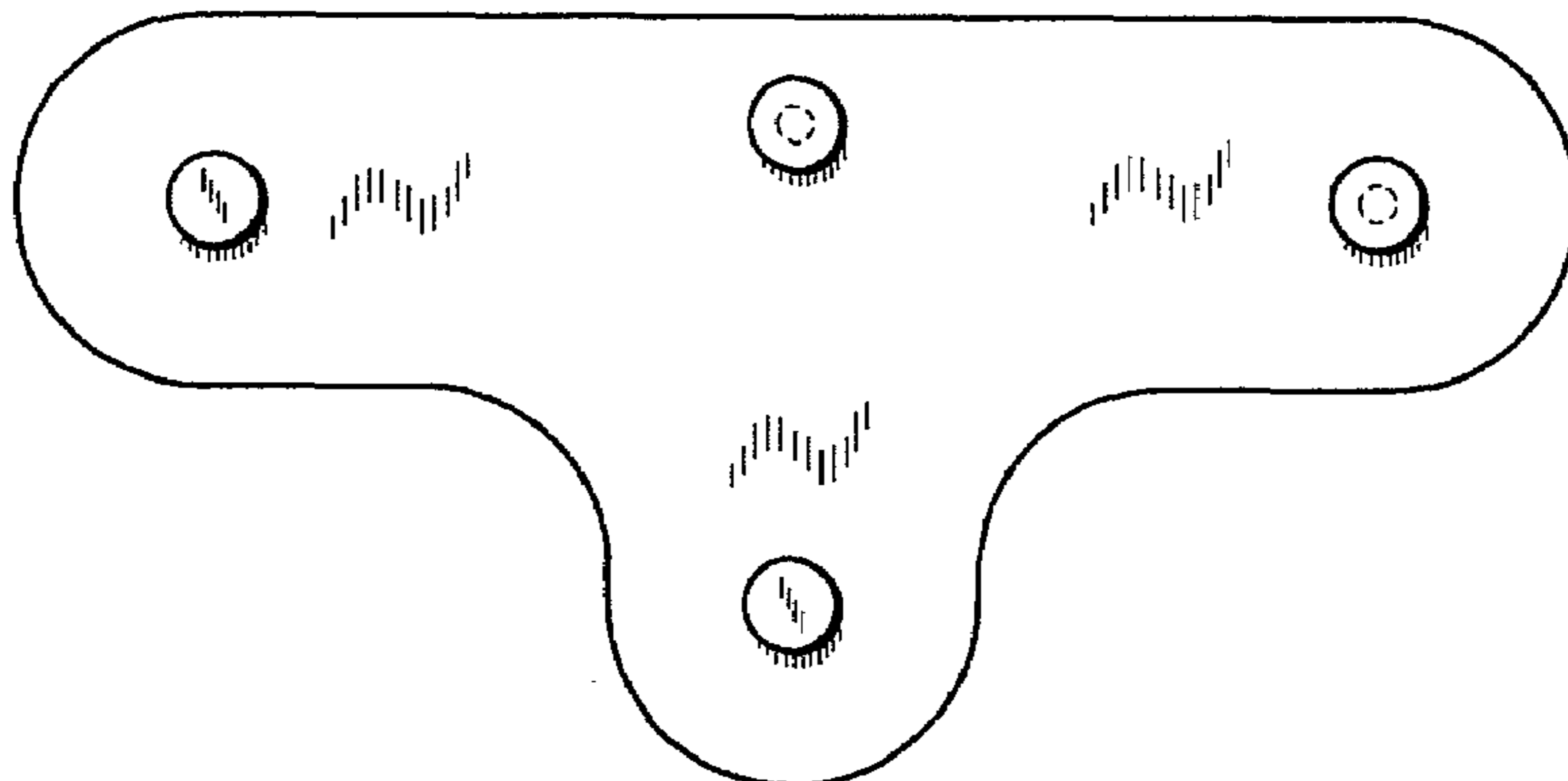


FIG. 8

