

US00D594590S

(12) **United States Design Patent**
Mayfield, III et al.

(10) **Patent No.:** **US D594,590 S**
(45) **Date of Patent:** **** *Jun. 16, 2009**

(54) **LOUVER ASSEMBLY**

(75) Inventors: **John Thomas Mayfield, III**, Loganville, GA (US); **Stephen Haight Lydecker**, Snellville, GA (US); **Charles T. Faircloth, II**, Covington, GA (US)

(73) Assignee: **Acuity Brands, Inc.**, Atlanta, GA (US)

(*) Notice: This patent is subject to a terminal disclaimer.

(**) Term: **14 Years**

(21) Appl. No.: **29/281,369**

(22) Filed: **Jun. 21, 2007**

(51) **LOC (9) Cl.** **26-99**

(52) **U.S. Cl.** **D26/121**

(58) **Field of Classification Search** D26/118, D26/76, 120, 121, 77, 141, 128, 78, 3, 88, D26/85, 87, 65, 67, 68, 81, 84, 155, 145, D26/142, 113, 138, 57, 72, 73, 75, 82, 89, D26/93, 109, 108, 119, 143, 152; D11/90; D25/124; D10/114; D13/135, 134; 362/298, 362/555, 576, 581, 147, 151, 153, 217, 219, 362/235, 241, 279, 290, 297, 325, 404, 405, 362/410, 800

See application file for complete search history.

(56) **References Cited**

U.S. PATENT DOCUMENTS

D122,861 S *	10/1940	Carter, Jr.	D26/77
D128,961 S *	8/1941	Hrabak	D26/77
D132,144 S *	4/1942	Hallman	D26/84
D143,641 S *	1/1946	Biller et al.	D26/121
D155,306 S *	9/1949	Meyer	D26/77
D156,332 S *	12/1949	Gilman	D26/77
D160,417 S *	10/1950	Nitardy	D26/77
2,565,741 A *	8/1951	Runge	362/224

2,606,998 A *	8/1952	Wyman et al.	362/220
2,670,429 A *	2/1954	Tillson	362/354
2,946,880 A *	7/1960	Picha et al.	362/224
D209,534 S *	12/1967	Eisenberg	D26/121
D240,853 S *	8/1976	Aronson	D26/77
4,494,175 A *	1/1985	Gawad et al.	362/150
D300,873 S *	4/1989	Thompson et al.	D26/74
4,967,324 A *	10/1990	Barclay	362/147
D329,102 S *	9/1992	Dieperink	D26/77
5,303,507 A *	4/1994	Oille	49/74.1
D360,271 S *	7/1995	Butler	D26/77
D365,409 S *	12/1995	Lu	D26/77
D378,860 S *	4/1997	Galletly	D26/77
5,803,585 A *	9/1998	Littman et al.	362/147
D480,168 S *	9/2003	Herst et al.	D26/77
D485,932 S *	1/2004	Crane	D26/76
D520,176 S *	5/2006	Herst et al.	D26/121
7,108,398 B2 *	9/2006	Holten	362/292

* cited by examiner

Primary Examiner—Cathron C Brooks

Assistant Examiner—Kevin K Rudzinski

(74) *Attorney, Agent, or Firm*—Ballard Spahr Andrews & Ingersoll, LLP

(57) **CLAIM**

The ornamental design for a louver assembly, as shown and described.

DESCRIPTION

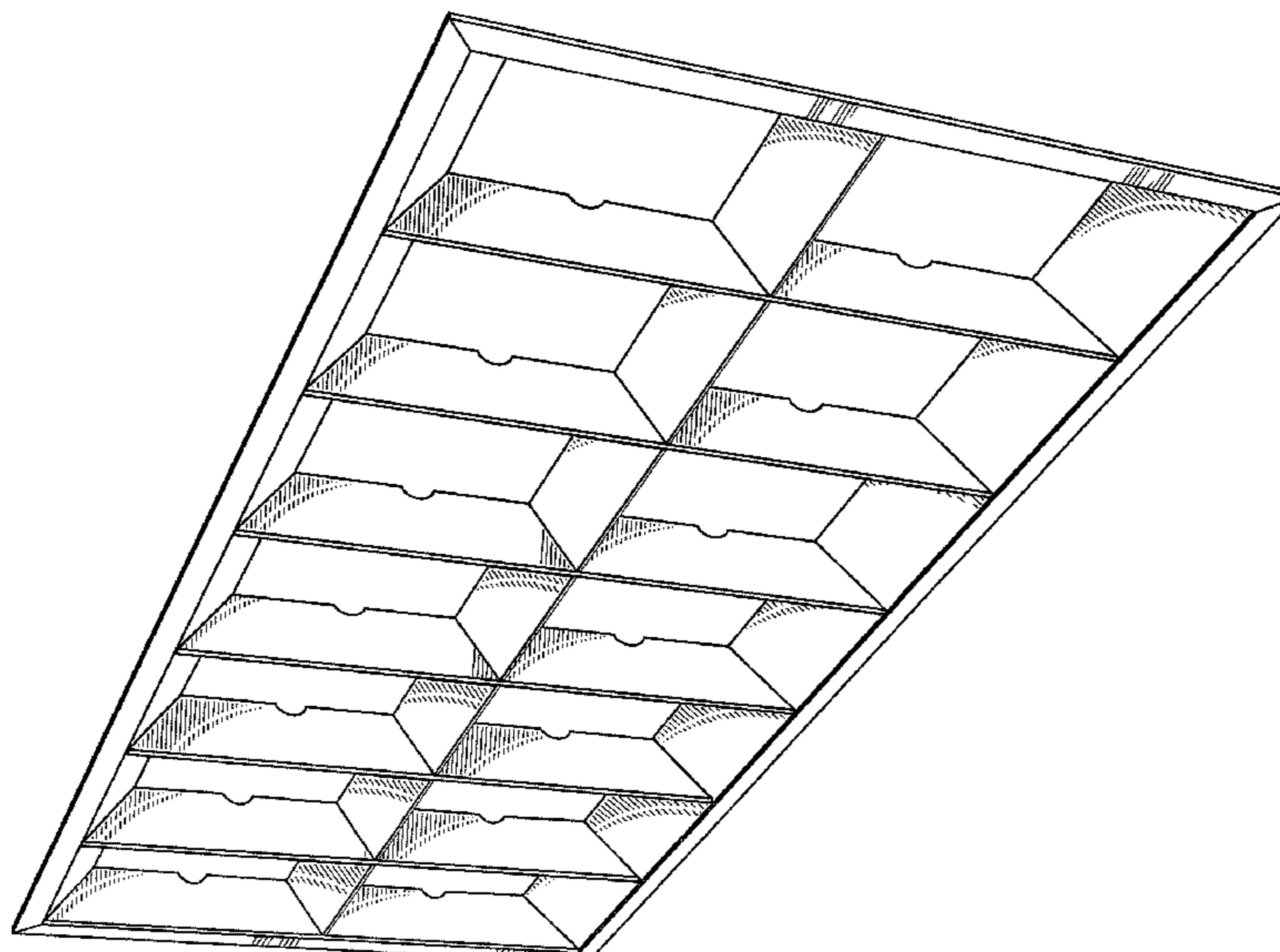
FIG. 1 is a bottom perspective view of a louver assembly of the present invention;

FIG. 2 is a bottom plan view of the louver assembly of the FIG. 1;

FIG. 3 is a bottom perspective view of a second embodiment of a louver assembly of the present invention; and,

FIG. 4 is a bottom plan view of the louver assembly of the FIG. 3.

1 Claim, 4 Drawing Sheets



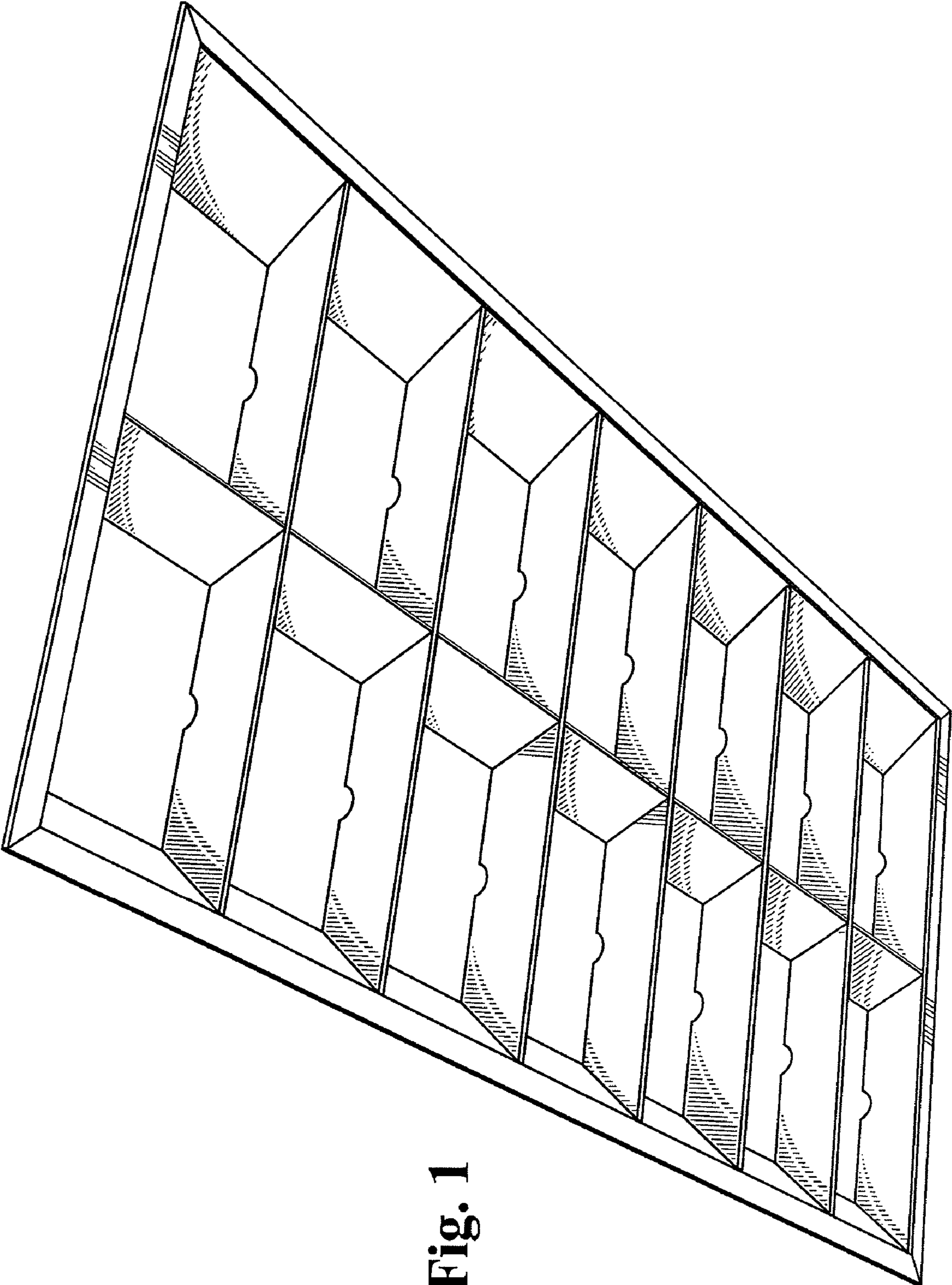


Fig. 1

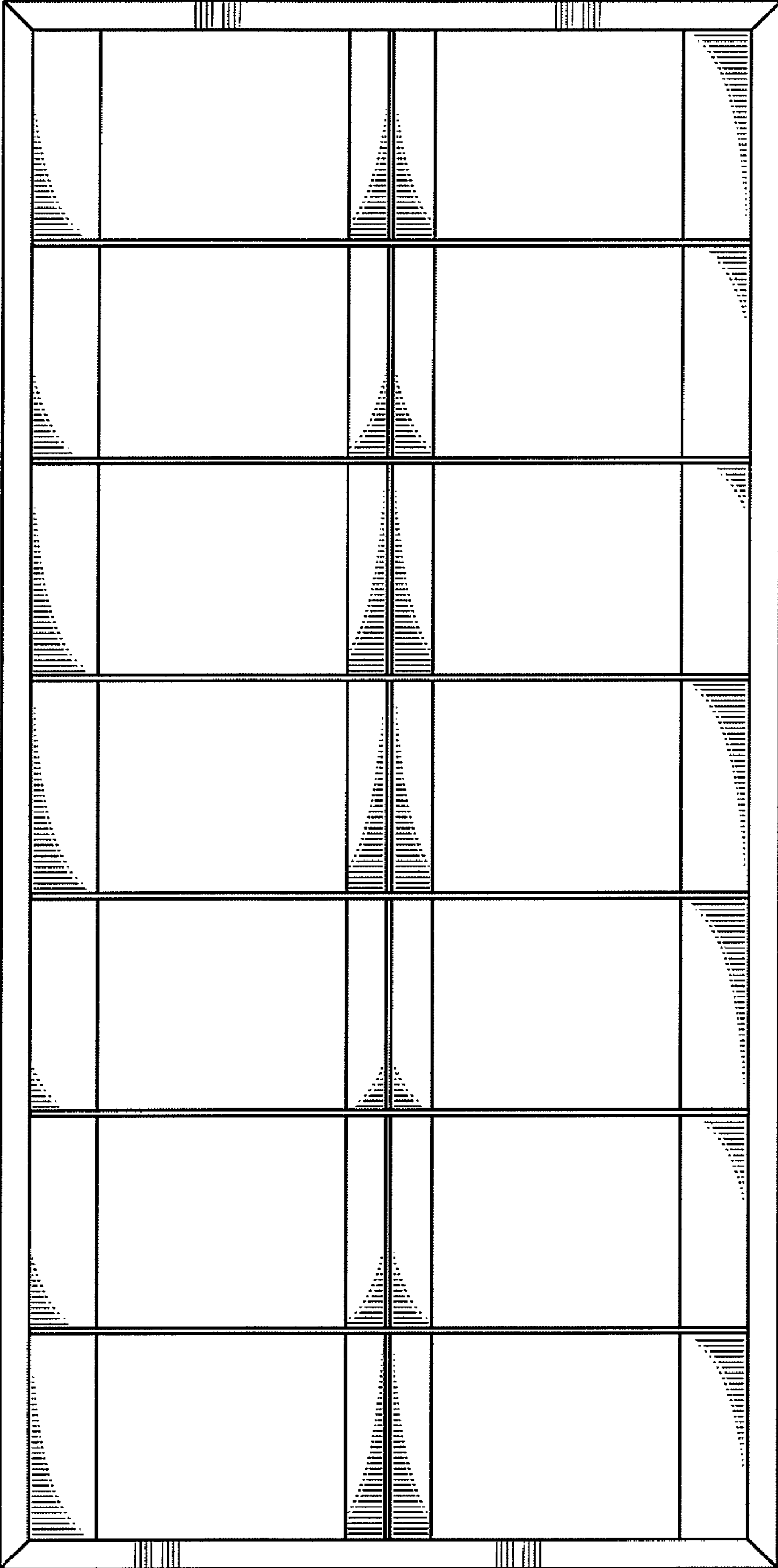


Fig. 2

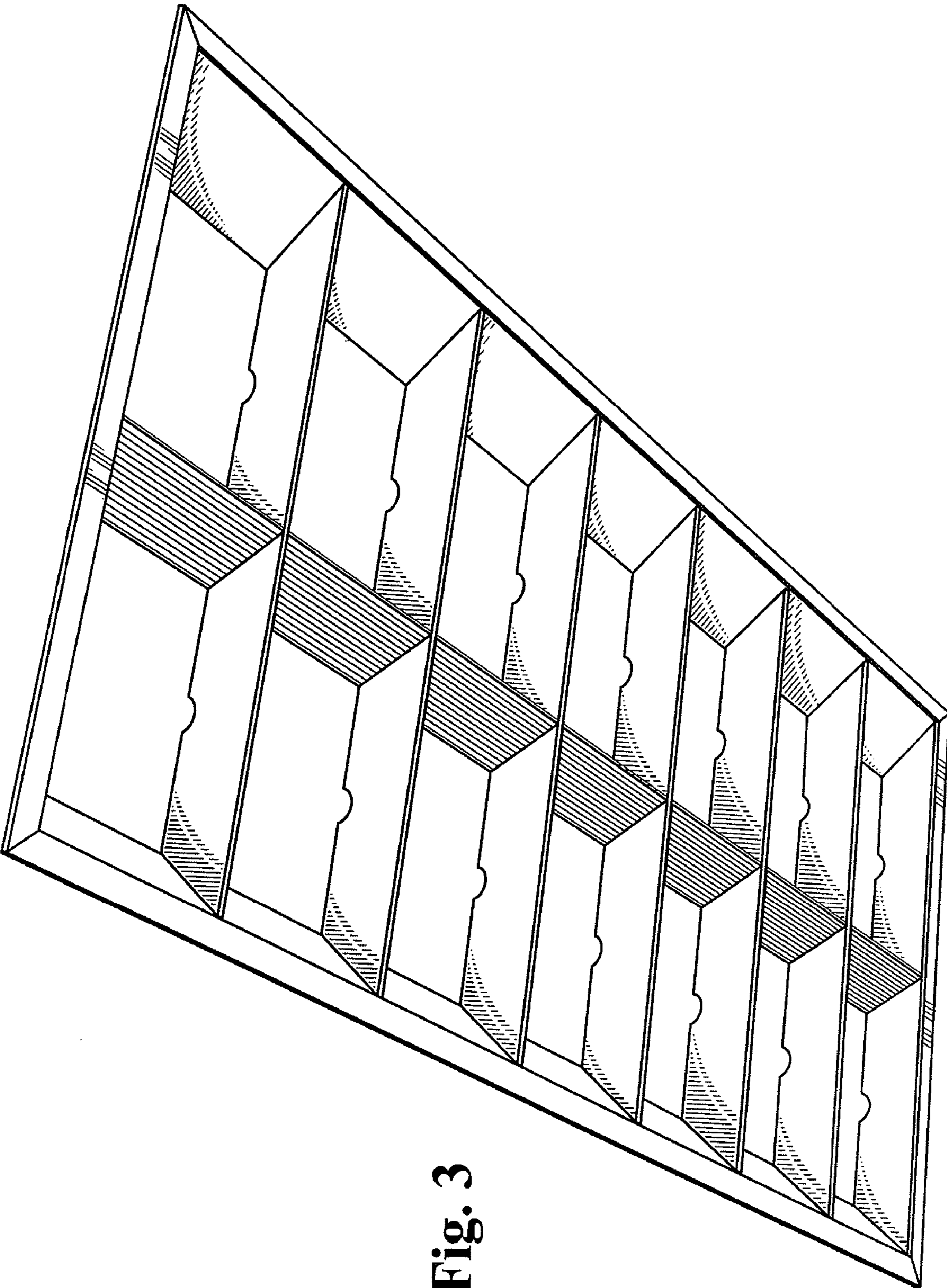


Fig. 3

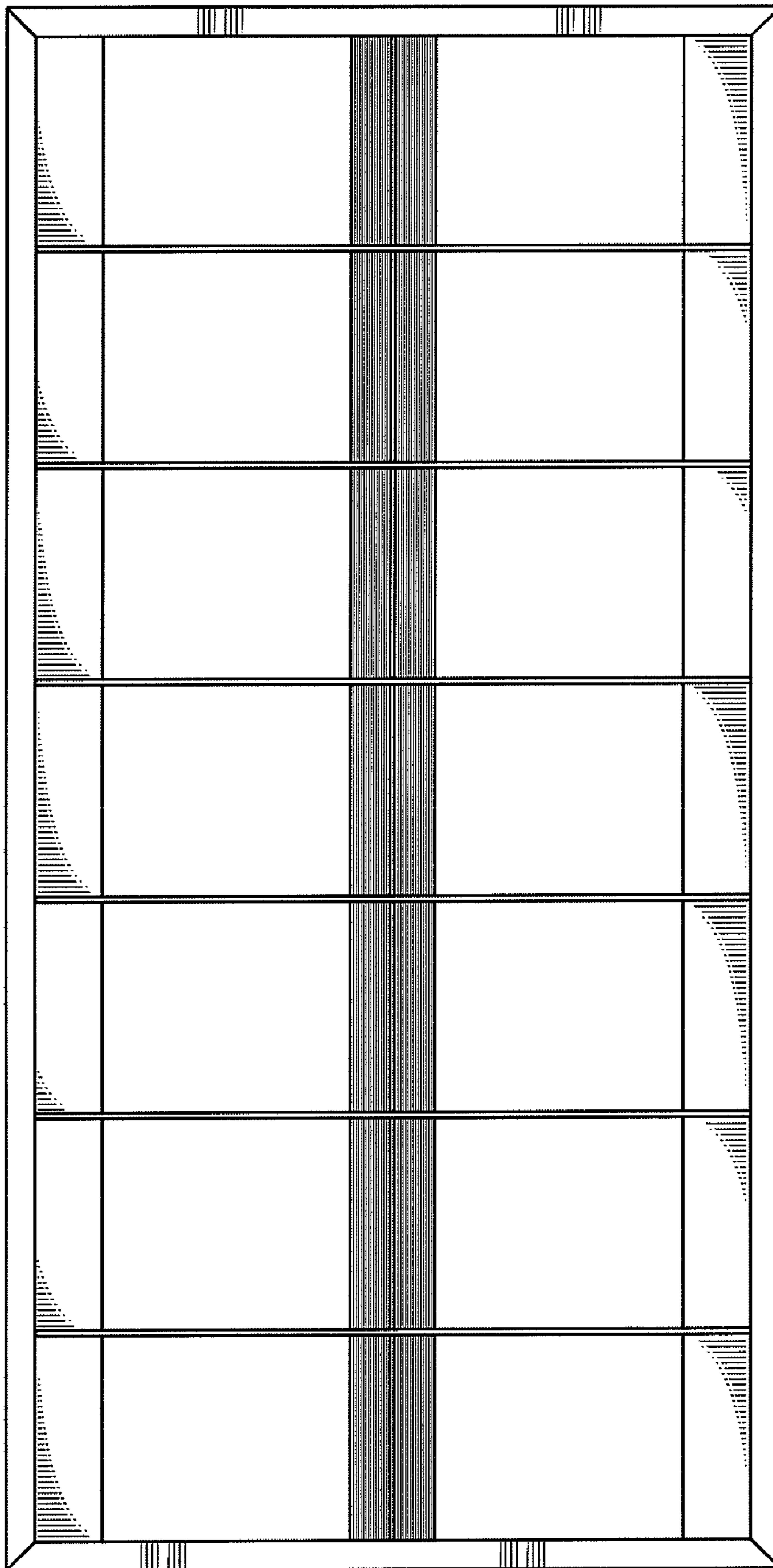


Fig. 4