

US00D594563S

(12) **United States Design Patent**
Polston

(10) **Patent No.:** **US D594,563 S**
(45) **Date of Patent:** **** Jun. 16, 2009**

(54) **LOCKING H-MOLD CROSS STRIP**

5,937,592 A * 8/1999 Tamlyn 52/95
D465,586 S * 11/2002 Krieger D25/136
6,962,025 B1 * 11/2005 Hill 52/396.04

(75) Inventor: **Scott Polston**, Houston, TX (US)

* cited by examiner

(73) Assignee: **Ross Manufacturing, LLC**, New Braunfels, TX (US)

Primary Examiner—Doris Clark

(**) Term: **14 Years**

(74) *Attorney, Agent, or Firm*—Eric Karich

(21) Appl. No.: **29/303,167**

(57) **CLAIM**

(22) Filed: **Feb. 1, 2008**

The ornamental design for a “locking H-mold cross strip,” as shown and described.

(51) **LOC (9) Cl.** **25-02**

(52) **U.S. Cl.** **D25/55; D25/136**

(58) **Field of Classification Search** D25/55,
D25/136; 52/459, 461, 465, 59, 56, 11, 91.3,
52/95, 96; D23/393

See application file for complete search history.

DESCRIPTION

FIG. 1 is a perspective view of a locking H-mold cross strip, showing my new design;

FIG. 2 is a front elevational view thereof;

FIG. 3 is a rear elevational view thereof;

FIG. 4 is a left side elevational view thereof

FIG. 5 is a right side elevational view thereof;

FIG. 6 is a top plan view thereof; and,

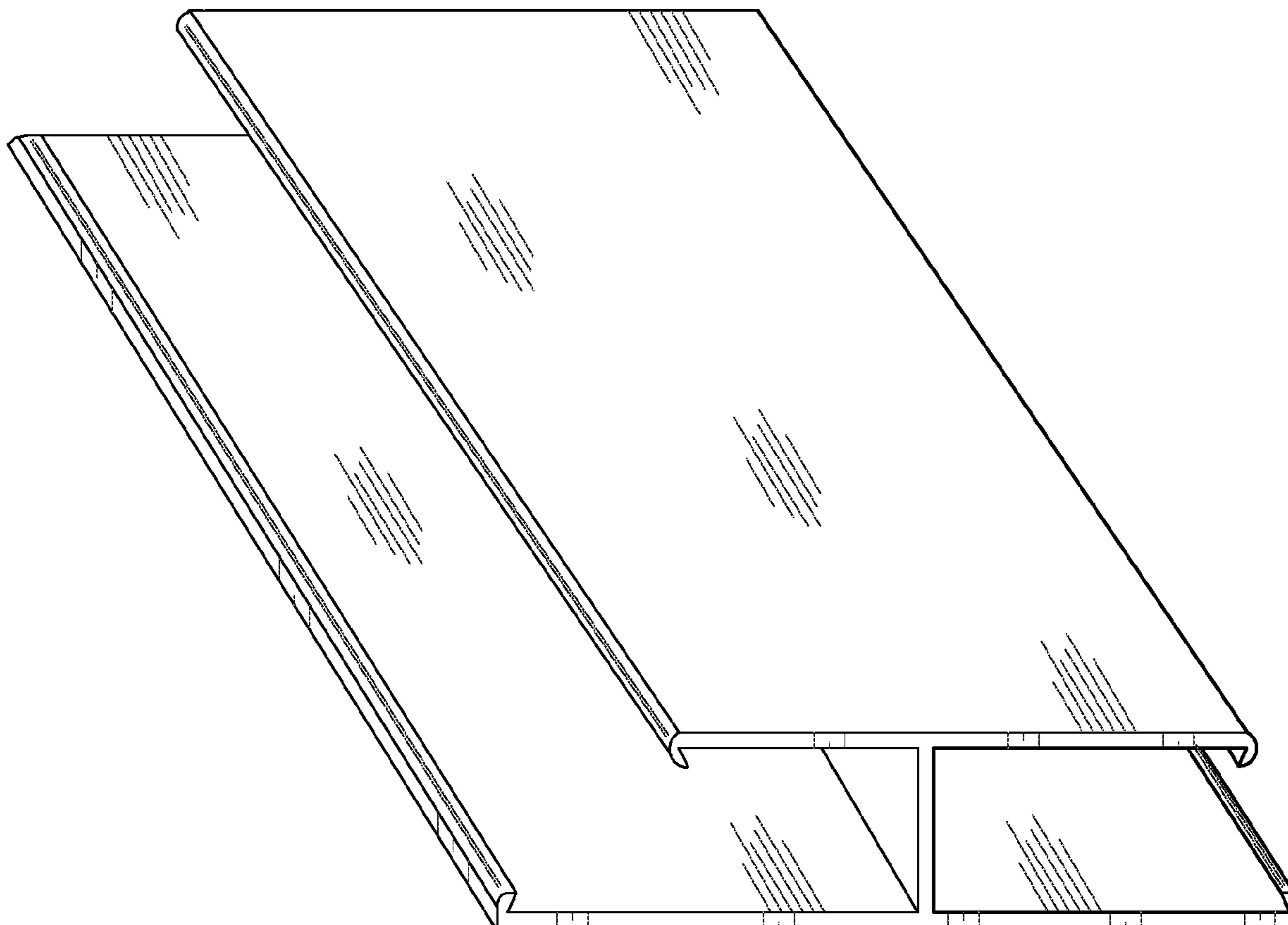
FIG. 7 is a bottom plan view thereof.

(56) **References Cited**

U.S. PATENT DOCUMENTS

3,251,168 A * 5/1966 Waring et al. 52/460
3,295,282 A * 1/1967 Belcher, Jr. 52/460
D361,387 S * 8/1995 Bischel D25/55
5,799,446 A * 9/1998 Tamlyn 52/94

1 Claim, 4 Drawing Sheets



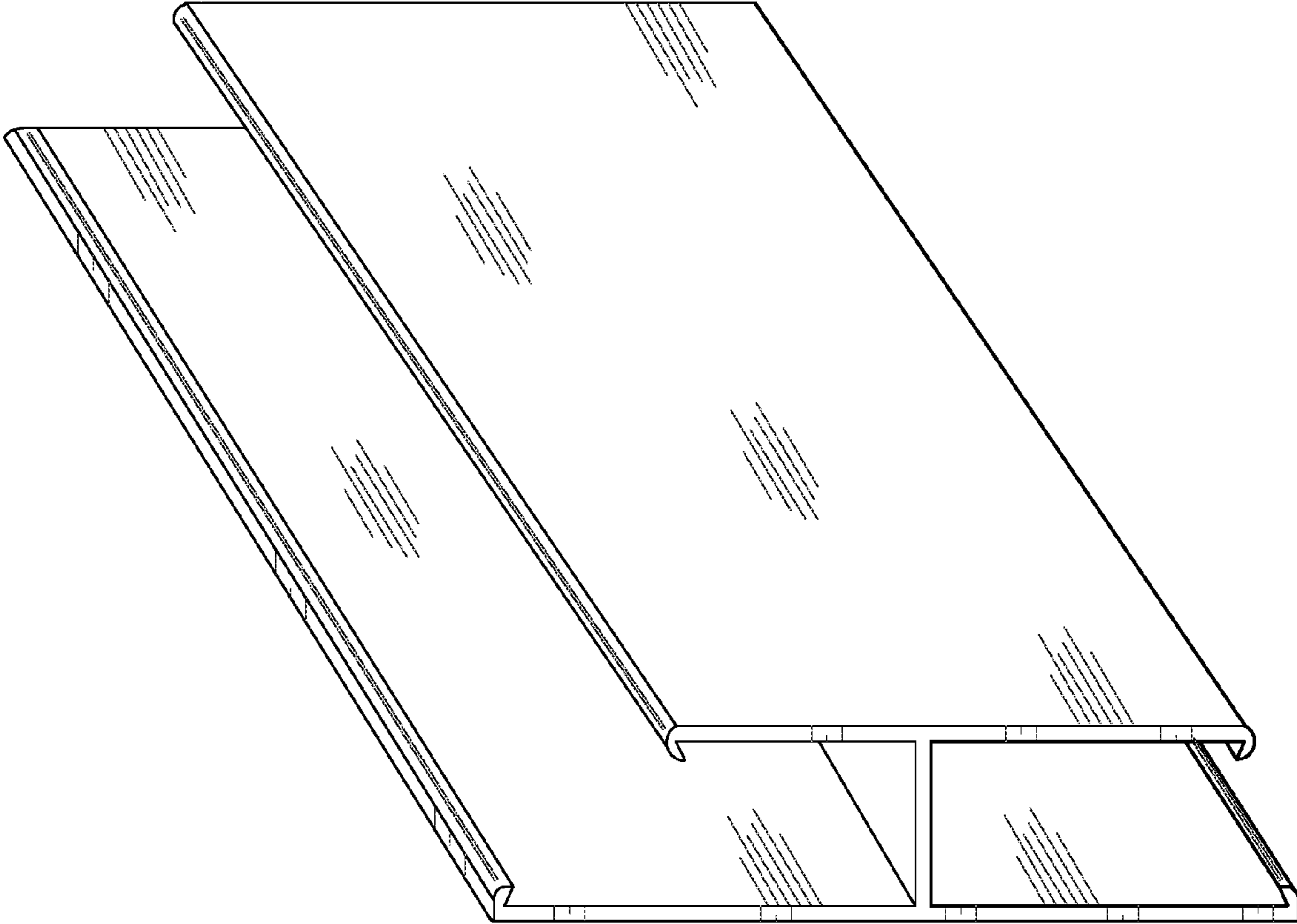


Fig. 1

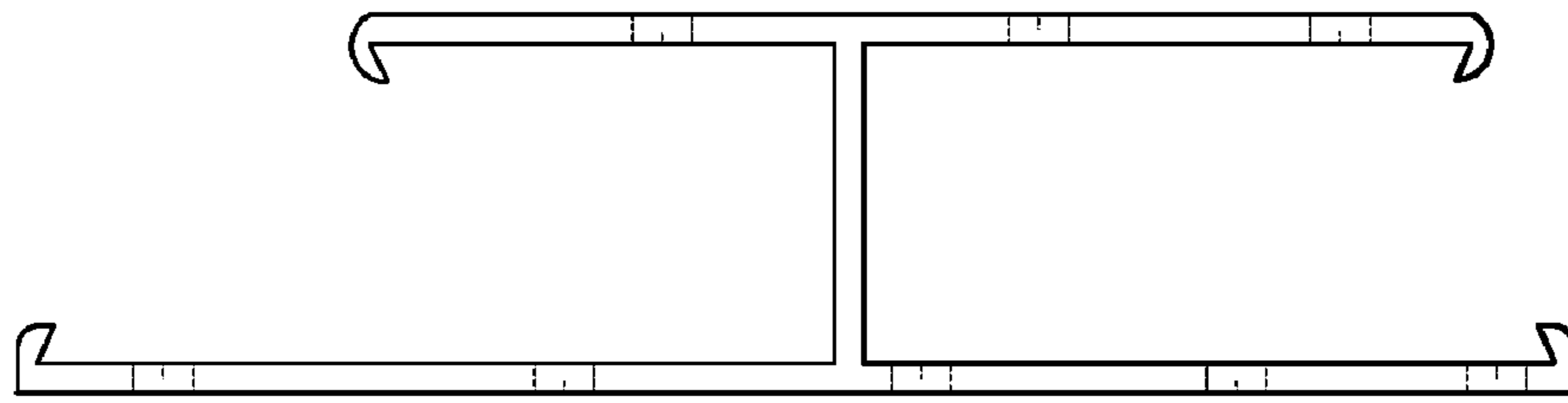


Fig. 2

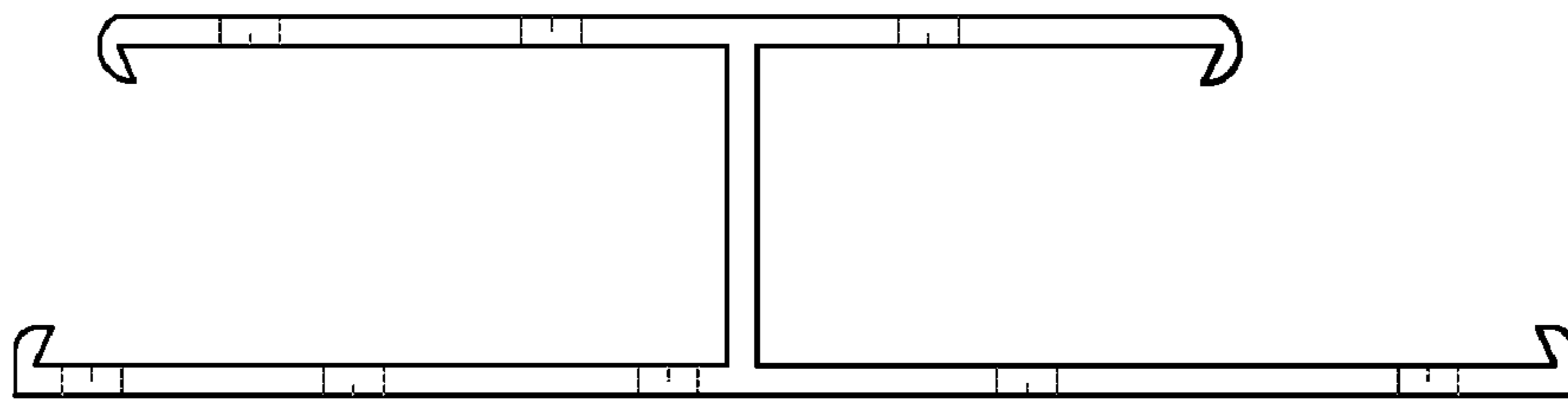


Fig. 3




Fig. 4



Fig. 5

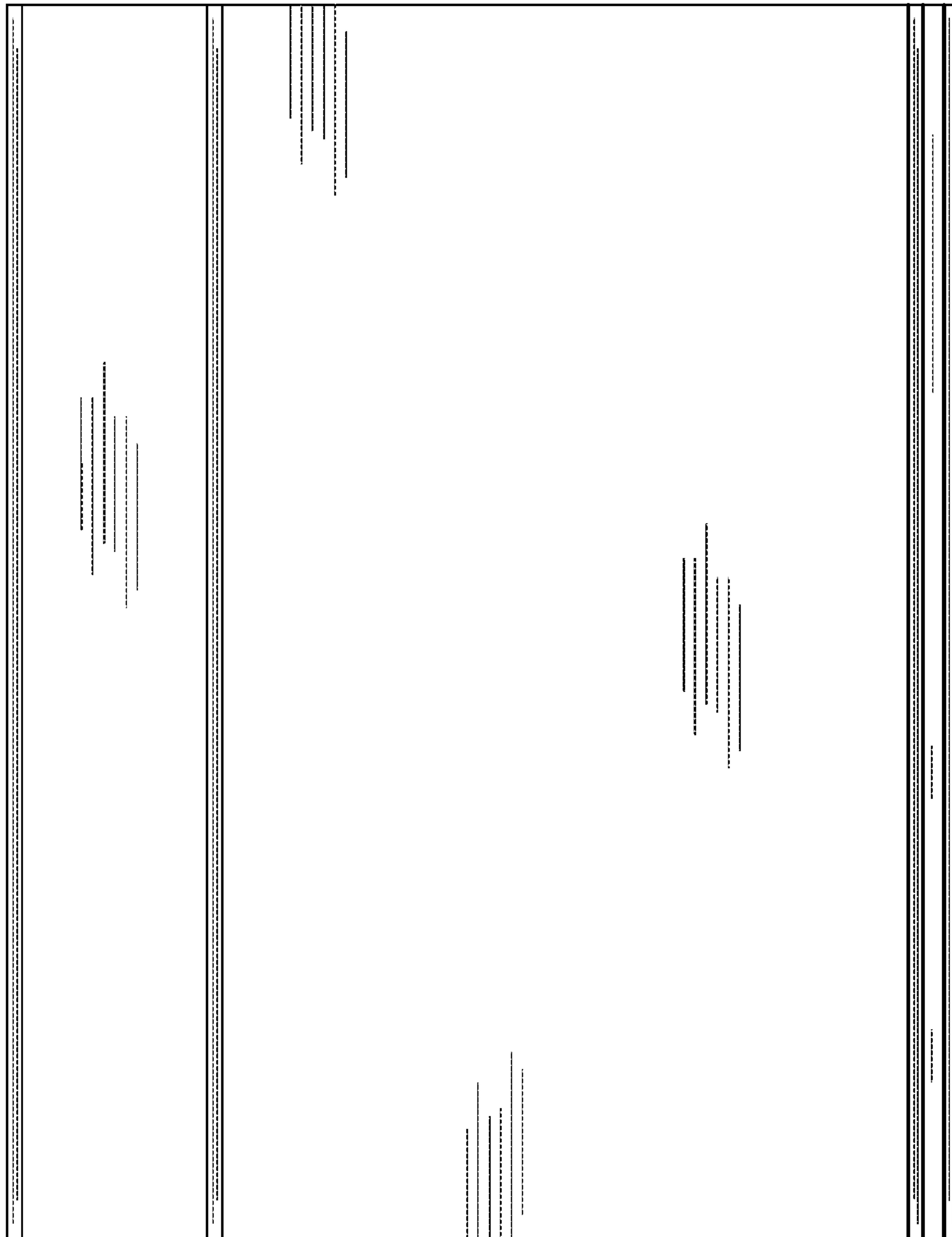


Fig. 6




Fig. 7