

US00D594551S

(12) **United States Design Patent**
Parker et al.

(10) **Patent No.:** **US D594,551 S**
(45) **Date of Patent:** **** Jun. 16, 2009**

(54) **CEILING FAN BLADE**

D408,518 S 4/1999 Liu D23/377
D412,571 S 8/1999 Lee D23/377

(75) Inventors: **Danny S. Parker**, Cocoa Beach, FL
(US); **Bart Hibbs**, Altadena, CA (US)

(Continued)

(73) Assignee: **University of Central Florida Research
Foundation**, Orlando, FL (US)

Primary Examiner—Lisa P Lichtenstein

(74) *Attorney, Agent, or Firm*—Brian S. Steinberger; Law
Office of Brian S. Steinberger, P.A.

(**) Term: **14 Years**

(57) **CLAIM**

(21) Appl. No.: **29/252,288**

The ornamental design for a ceiling fan blade, as shown and
described.

(22) Filed: **Jan. 20, 2006**

(51) **LOC (9) Cl.** **23-04**

(52) **U.S. Cl.** **D23/413**

(58) **Field of Classification Search** D23/377,
D23/379, 385, 411, 413; 416/5
See application file for complete search history.

DESCRIPTION

FIG. 1 is a perspective bottom rear right view of a ceiling fan
blade design.

FIG. 2 is a perspective top tip right view of the novel blade of
FIG. 1.

FIG. 3 is a bottom view of the novel blade of FIG. 1.

FIG. 4 is a top view of the novel blade of FIG. 1.

FIG. 5 is a right side view of the novel blade of FIG. 1.

FIG. 6 is a left side view of the novel blade of FIG. 1.

FIG. 7 is an enlarged tip end view of the novel blade of FIG.
1; and,

FIG. 8 is an enlarged rear end view of the novel blade of FIG.
1.

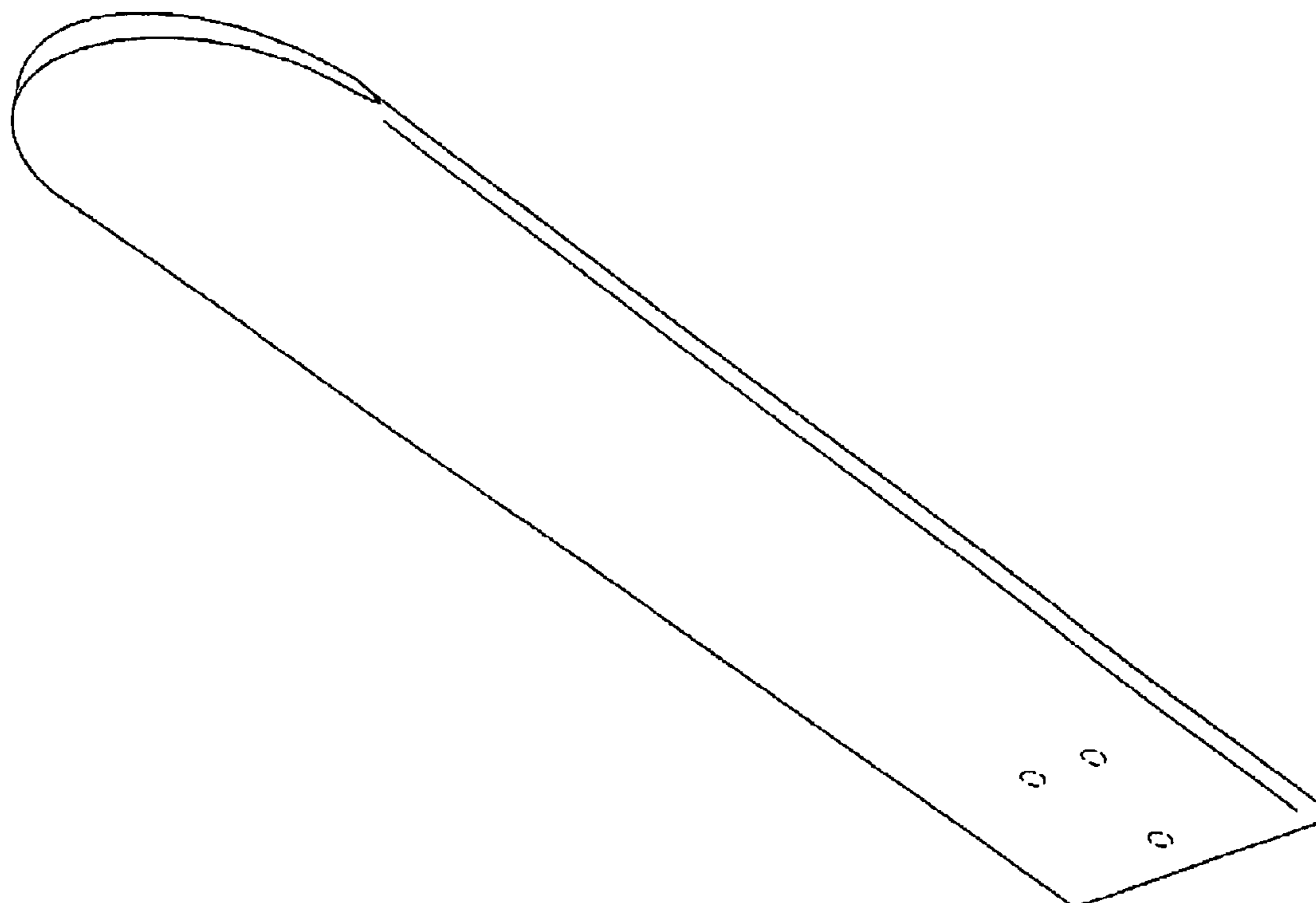
The broken line showing of the mounting holes is included for
the purpose of illustrating environmental structure and forms
no part of the claimed design.

(56) **References Cited**

U.S. PATENT DOCUMENTS

1,455,591 A	5/1923	Lawson	
1,757,292 A	5/1930	Caldwell	
2,283,956 A	5/1942	Smith	170/159
4,892,460 A	1/1990	Volk	416/62
D330,077 S	10/1992	Davis	D23/413
5,344,235 A	9/1994	Weetman et al.	366/270
D364,224 S	11/1995	Wang	D23/377
D371,838 S	7/1996	Davis, Jr. et al.	D23/411
D378,404 S	3/1997	Jaspers-Fayer	D23/377
5,681,145 A	10/1997	Neely et al.	416/203
D387,156 S	12/1997	Johnson	D23/411
D402,026 S	12/1998	Chuang et al.	D23/377

1 Claim, 6 Drawing Sheets



US D594,551 S

Page 2

U.S. PATENT DOCUMENTS

D414,856 S	10/1999	Zuege	D23/377	D484,233 S	12/2003	Bucher et al.	D23/377
D417,496 S *	12/1999	Chang et al.	D23/377	6,659,721 B1	12/2003	Parker et al.	416/5
D421,799 S	3/2000	Zuege	D23/411	D485,345 S	1/2004	Bucher	D23/377
D422,072 S	3/2000	Blateri	D23/377	D485,346 S	1/2004	Bucher et al.	D23/377
6,039,541 A	3/2000	Parker et al.	416/223	D485,347 S	1/2004	Bucher et al.	D23/377
D434,845 S *	12/2000	Gajewski	D23/413	6,719,532 B2	4/2004	Bird	416/210
D443,352 S	6/2001	Lantz	D23/413	6,719,533 B2	4/2004	Bird	416/210
D451,997 S	12/2001	Schwartz	D23/413	6,733,241 B2	5/2004	Bird	416/238
D453,566 S	2/2002	Lantz	D23/413	D491,657 S	6/2004	Cartwright	D23/413
D454,636 S	3/2002	Lantz	D23/413	6,884,034 B1	4/2005	Parker et al.	416/1
6,428,277 B1	8/2002	Holmes	416/192	6,890,155 B2	5/2005	Cartwright	416/229
6,494,589 B1	12/2002	Shyu	362/96	6,899,525 B2	5/2005	Vanmoor	416/223
D469,950 S	2/2003	Scalise et al.	D3/3	6,923,624 B2	8/2005	Tsai	416/231
D480,471 S	10/2003	Hsieh	D23/411	D510,992 S	10/2005	Bucher	D23/377
D480,473 S	10/2003	Thomas, Jr.	D23/413	D527,097 S *	8/2006	Ertze	D23/413
				2004/0258530 A1	12/2004	Oono et al.	416/223

* cited by examiner

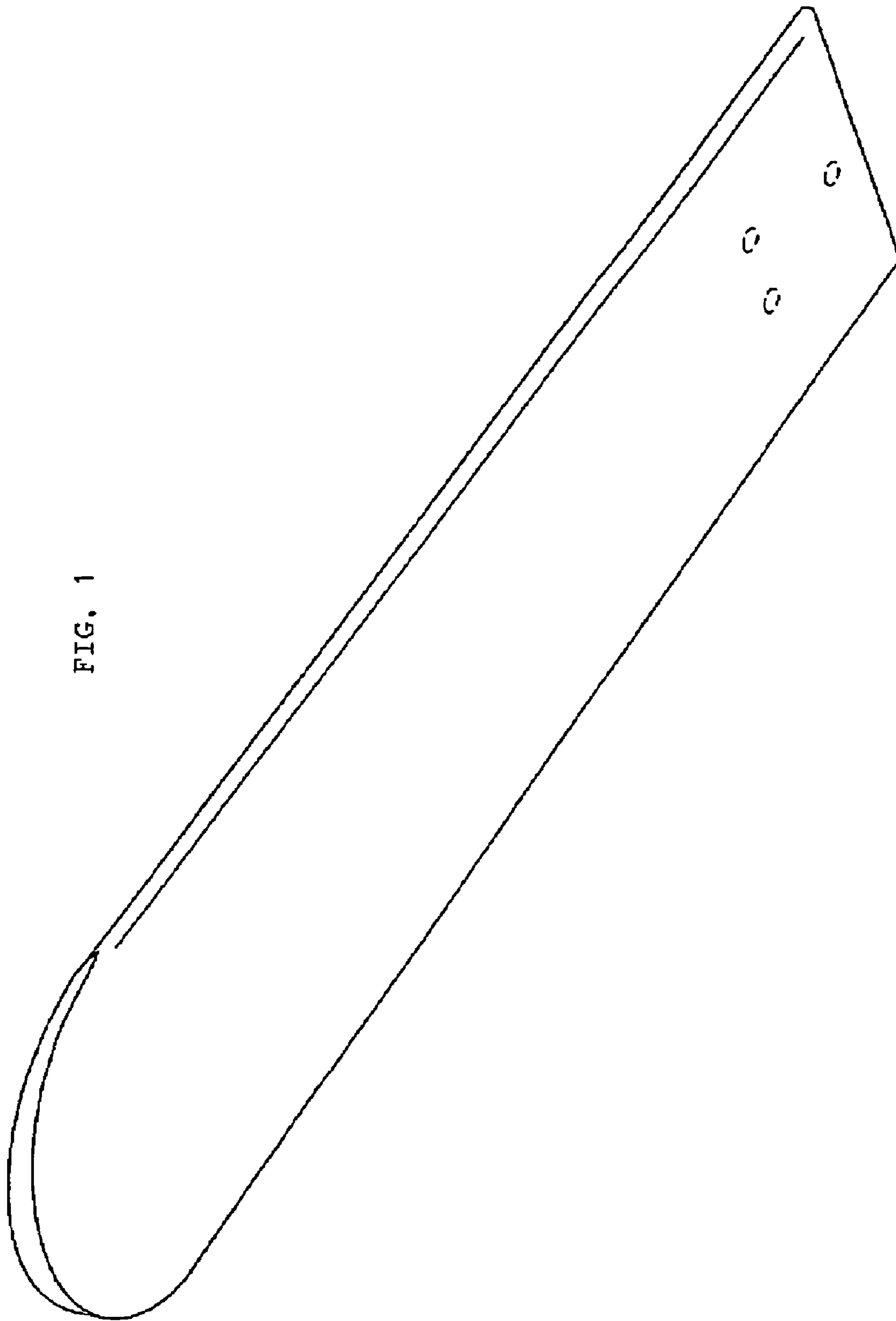


FIG. 1

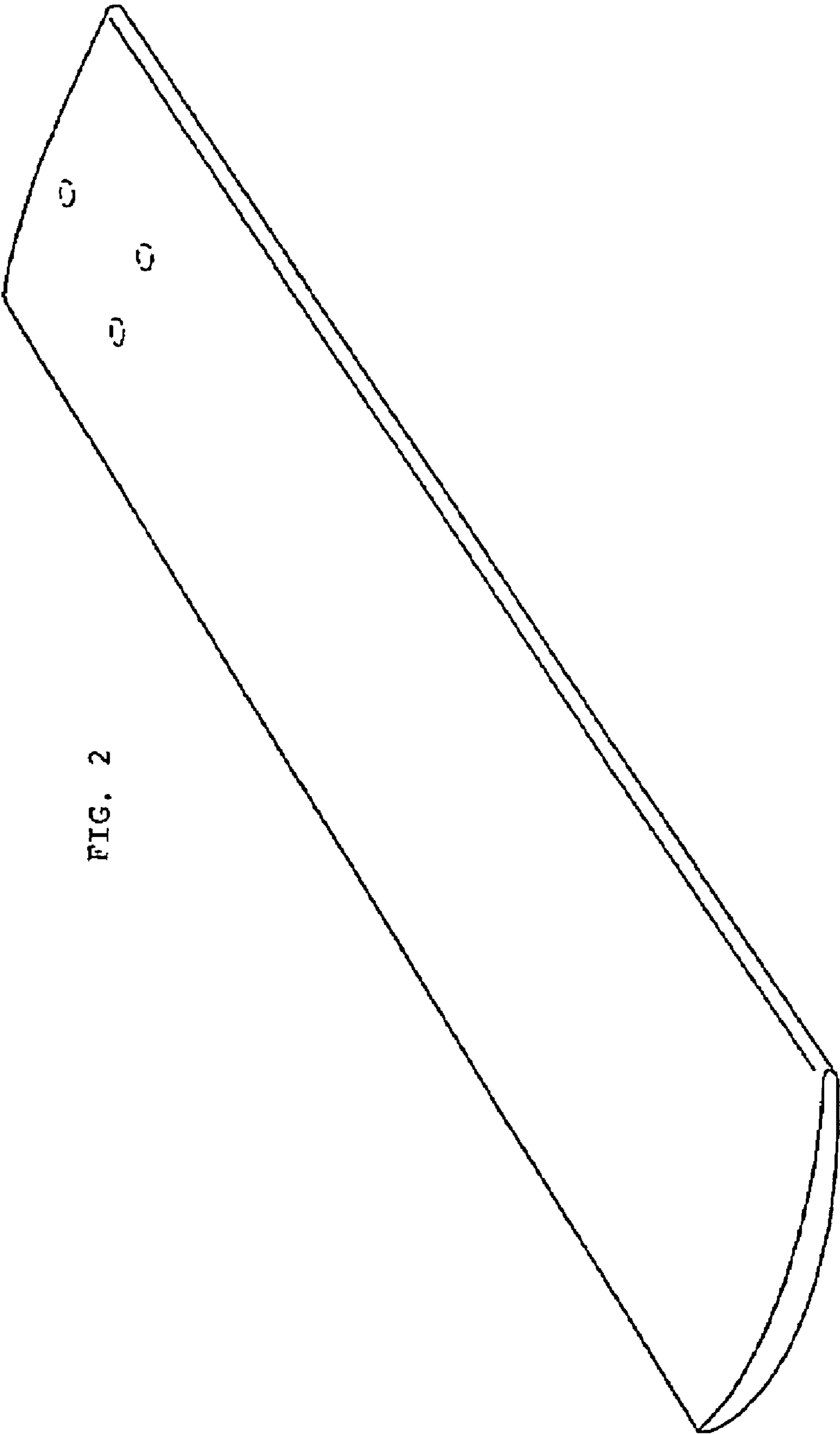


FIG. 2




FIG. 3




FIG. 4



FIG. 5



FIG. 6




FIG. 7




FIG. 8