



US00D594536S

(12) **United States Design Patent**
Kawai et al.

(10) **Patent No.:** **US D594,536 S**
(45) **Date of Patent:** **** Jun. 16, 2009**

(54) **TOILET SEAT WITH BIDET**

D571,443 S * 6/2008 Peng et al. D23/311
D571,904 S * 6/2008 Kaule D23/311

(75) Inventors: **Teiji Kawai**, Kariya (JP); **Hidehiro Nakashima**, Tokoname (JP)

FOREIGN PATENT DOCUMENTS

(73) Assignee: **INAX Corporation**, Aichi-ken (JP)

JP	1194545	1/2004
JP	1194630	1/2004
JP	1265423	3/2006
JP	1288049	12/2006
JP	1301555	5/2007

(**) Term: **14 Years**

* cited by examiner

(21) Appl. No.: **29/309,634**

Primary Examiner—Robert A Delehanty

(22) Filed: **Sep. 16, 2008**

(74) *Attorney, Agent, or Firm*—Posz Law Group, PLC

(30) **Foreign Application Priority Data**

Mar. 21, 2008 (JP) 2008-007003

(57) **CLAIM**

(51) **LOC (9) Cl.** **23-02**

The ornamental design for a toilet seat with bidet, as shown and described.

(52) **U.S. Cl.** **D23/311**

(58) **Field of Classification Search** D23/273–274,
D23/303, 309, 311; 4/663–664, 444, 485–486,
4/661, 234, 237, 242.1, 245.1, 902, DIG. 15,
4/217

DESCRIPTION

FIG. 1 is a perspective view of a toilet seat with bidet showing our new design;

See application file for complete search history.

FIG. 2 is a front view thereof;

FIG. 3 is a rear view thereof;

(56) **References Cited**

U.S. PATENT DOCUMENTS

D338,951 S *	8/1993	Witzig	D23/311
D484,223 S *	12/2003	Tani et al.	D23/295
D492,398 S	6/2004	Kato et al.		
D500,845 S	1/2005	Yamanaka et al.		

FIG. 4 is a top plan view thereof;

FIG. 5 is a bottom plan view thereof;

FIG. 6 is a right side view thereof; and,

FIG. 7 is a left side view thereof.

1 Claim, 3 Drawing Sheets

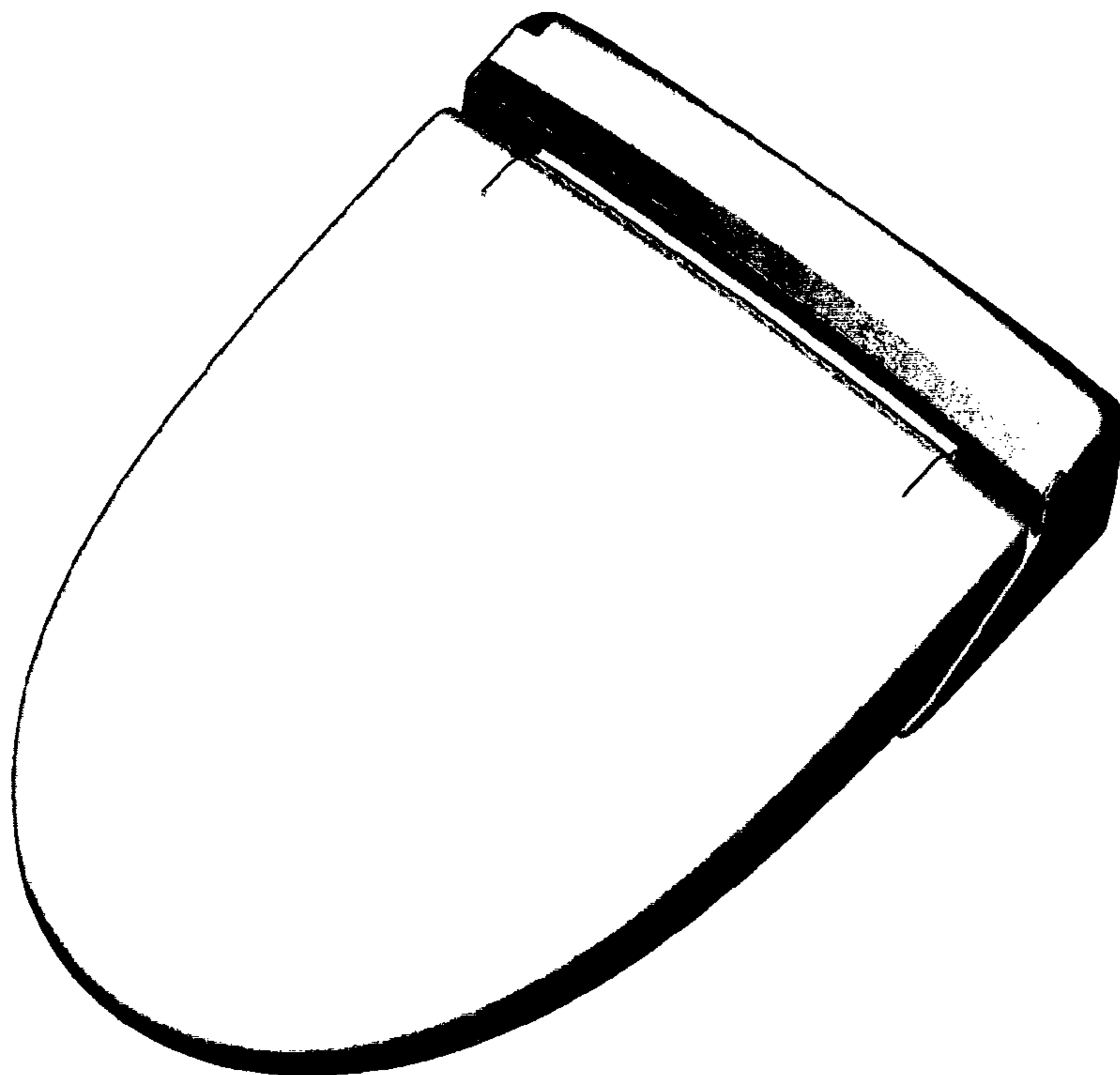


FIG. 1

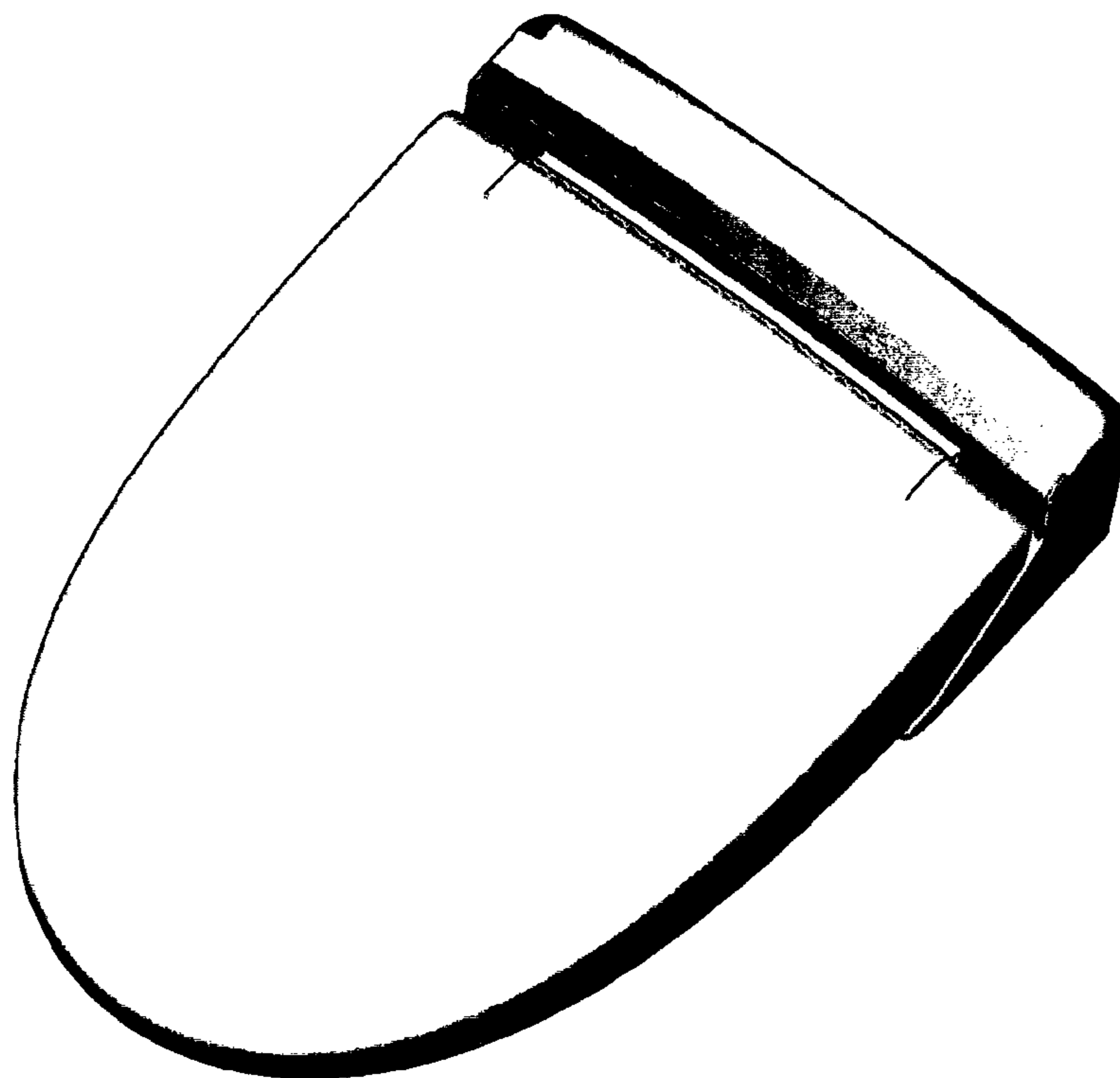


FIG. 2




FIG. 3




FIG. 4




FIG. 5

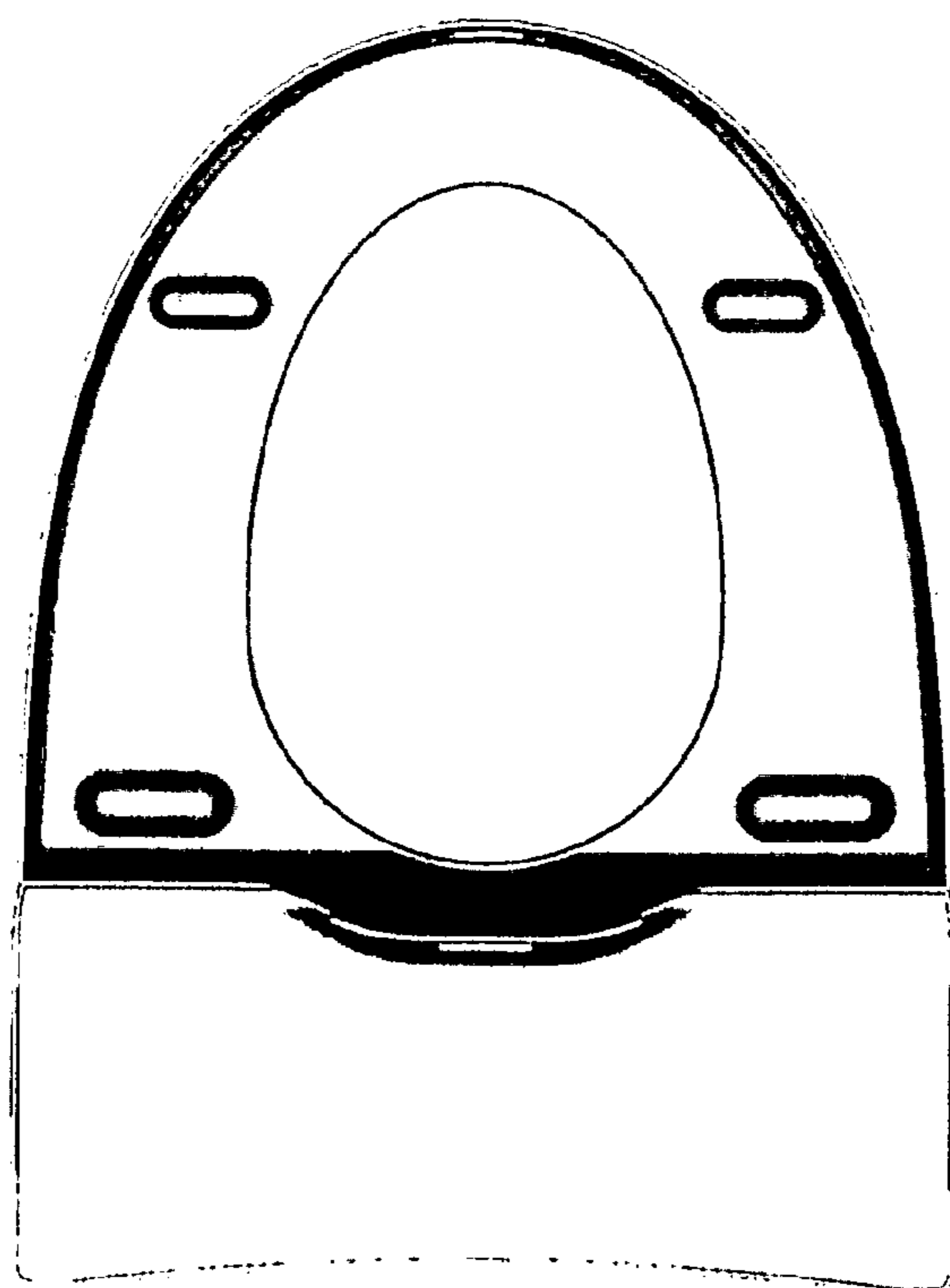


FIG. 6




FIG. 7

