



US00D594530S

(12) **United States Design Patent**
Bonnell

(10) **Patent No.:** **US D594,530 S**
(45) **Date of Patent:** **** Jun. 16, 2009**

(54) **CHECK VALVE WITH CONTOURED BODY**

(75) Inventor: **Gary Bonnell**, New Port Richey, FL
(US)

(73) Assignee: **Cambell Manufacturing, LLC**,
Bechtelsville, PA (US)

(**) Term: **14 Years**

(21) Appl. No.: **29/243,567**

(22) Filed: **Nov. 28, 2005**

(51) **LOC (9) Cl.** **23-01**

(52) **U.S. Cl.** **D23/233**

(58) **Field of Classification Search** D23/233-237,
D23/244-249; 137/515.7, 843, 859, 614.2
See application file for complete search history.

(56) **References Cited**

U.S. PATENT DOCUMENTS

- D260,280 S * 8/1981 Campbell D23/237
- D289,915 S 5/1987 Ferrer Beltran D23/19
- D321,928 S * 11/1991 Milo D23/245
- D354,335 S * 1/1995 Siposs D23/237
- D364,210 S * 11/1995 Loerop et al. D23/237

- D370,963 S * 6/1996 Daansen D23/235
- D399,921 S 10/1998 Jones D23/235
- D426,617 S * 6/2000 Hansen D23/237
- D437,917 S * 2/2001 Weingarten D23/244
- D496,091 S * 9/2004 Katzman et al. D23/235
- D536,443 S * 2/2007 Latsos D24/110.6
- D576,704 S * 9/2008 Gilcher D23/233

* cited by examiner

Primary Examiner—Ian Simmons

Assistant Examiner—Maurice Stevens

(74) *Attorney, Agent, or Firm*—Miller Law Group, PLLC

(57) **CLAIM**

I claim the ornamental design for a check valve with con-
toured body, as Shown and described.

DESCRIPTION

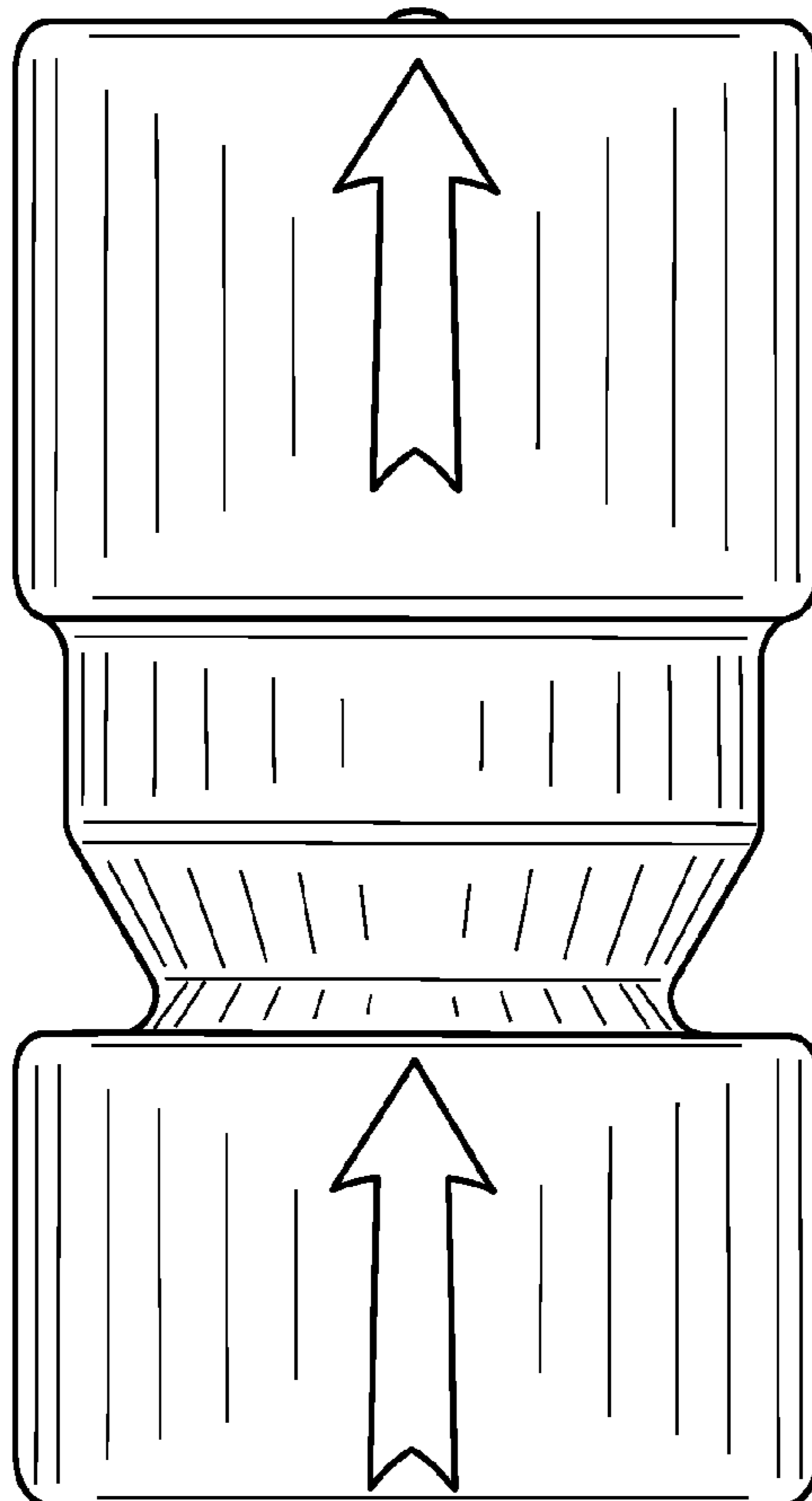
FIG. 1 is a front elevational view of a check valve with
contoured body showing my new design;

FIG. 2 is a right side elevational view thereof, the left side
elevational view being the same;

FIG. 3 is a bottom plan view thereof; and,

FIG. 4 is a top plan view thereof.

1 Claim, 2 Drawing Sheets



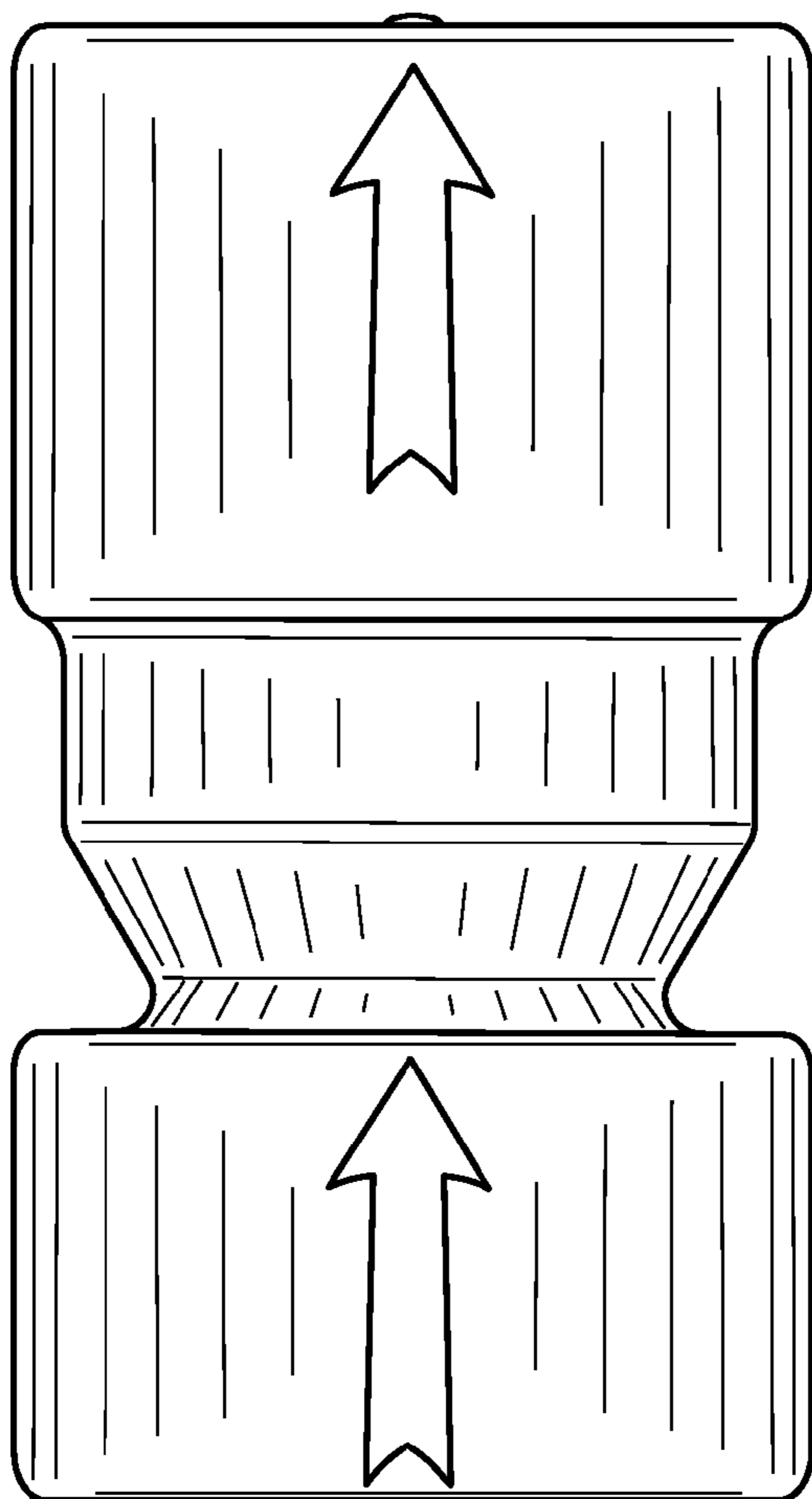


Fig. 1

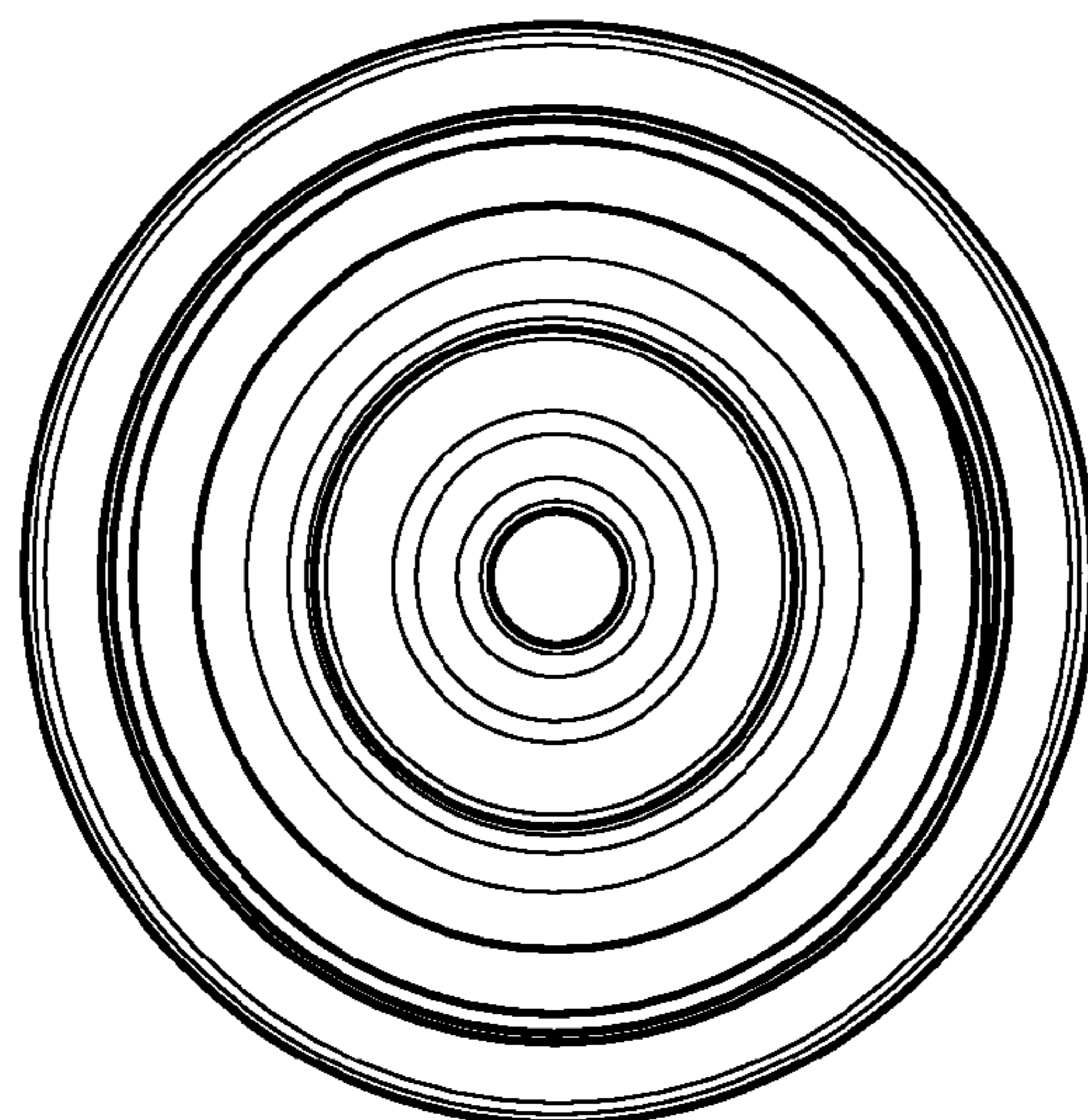


Fig. 3

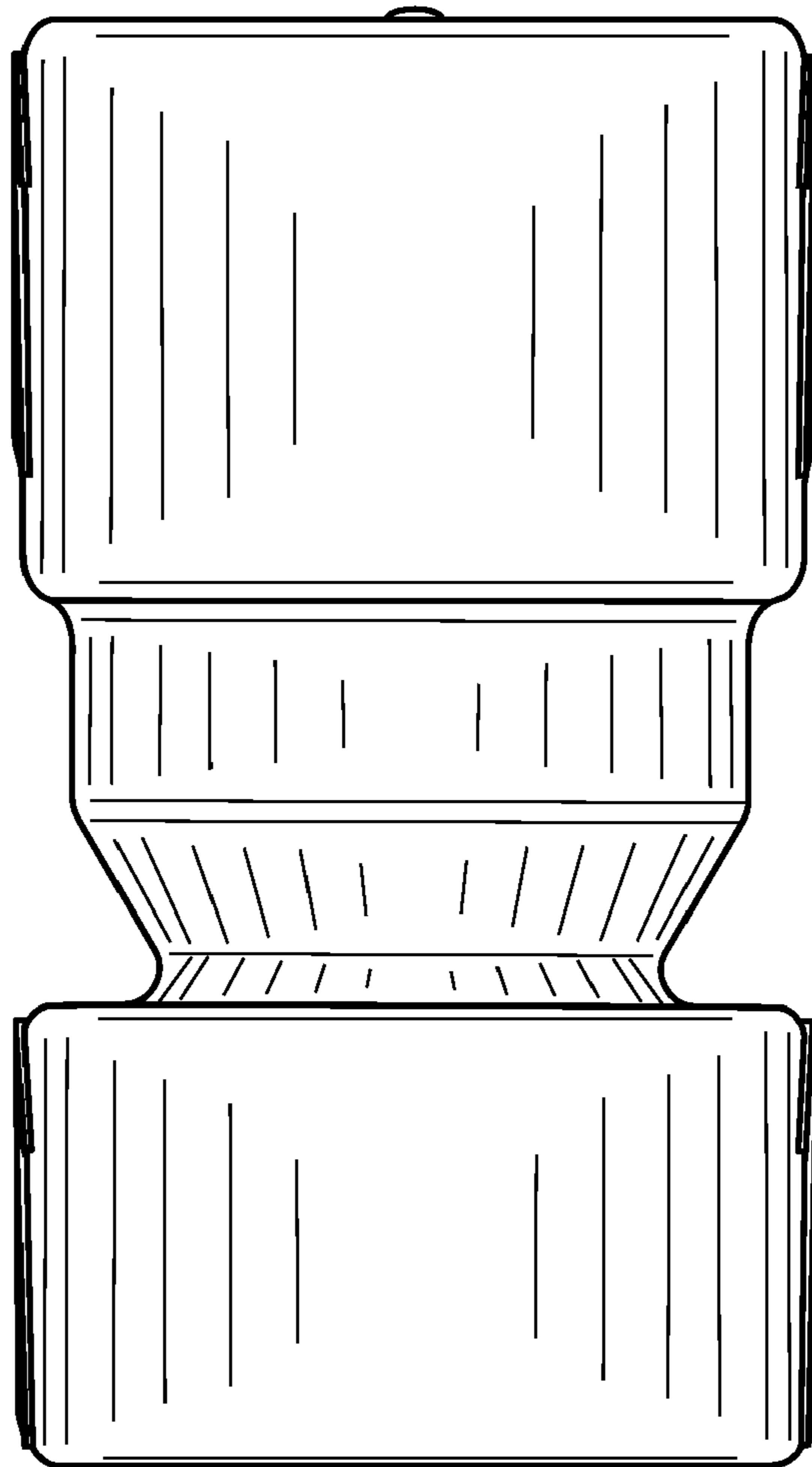


Fig. 2




Fig. 4