



US00D594516S

(12) **United States Design Patent**  
**Giblin**

(10) **Patent No.:** **US D594,516 S**  
(45) **Date of Patent:** **\*\* Jun. 16, 2009**

(54) **TRANSPARENT HOCKEY STICK**

(76) Inventor: **Brian G. Giblin**, P.O. Box 1962, Cotuit,  
MA (US) 02635

(\*\*) Term: **14 Years**

(21) Appl. No.: **29/317,559**

(22) Filed: **May 1, 2008**

(51) **LOC (9) Cl.** ..... **21-02**

(52) **U.S. Cl.** ..... **D21/727**

(58) **Field of Classification Search** ..... D21/725,  
D21/780, 789, 698, 700, 728, 733, 736, 738,  
D21/727, 756, 757; 473/560-568, 457, 422;  
428/542.4

See application file for complete search history.

(56) **References Cited**

**U.S. PATENT DOCUMENTS**

D230,166 S *	1/1974	Leclerc	.....	D21/727
D244,219 S *	5/1977	Poirier	.....	D21/727
D244,220 S *	5/1977	De brey	.....	D21/727
D329,888 S *	9/1992	Christian	.....	D21/727
D360,443 S *	7/1995	Berghash	.....	D21/727
D380,243 S *	6/1997	Neufeld	.....	D21/753
D390,102 S *	2/1998	Drew	.....	D9/668
D399,544 S *	10/1998	Liu	.....	D21/727
D404,449 S *	1/1999	Burger	.....	D21/727
D412,544 S *	8/1999	Burger	.....	D21/727
5,976,040 A *	11/1999	Liu	.....	473/563
D421,079 S *	2/2000	Ryu	.....	D21/727
D430,249 S *	8/2000	Burger	.....	D21/757
6,117,029 A *	9/2000	Kunisaki et al.	.....	473/561
6,248,031 B1 *	6/2001	Brodie	.....	473/560
6,358,166 B1 *	3/2002	Yu	.....	473/561
D484,555 S *	12/2003	Bellefleur et al.	.....	D21/727

D492,375 S *	6/2004	Berghash et al.	.....	D21/727
D504,166 S *	4/2005	Bellefleur et al.	.....	D21/757
D504,929 S *	5/2005	Bellefleur et al.	.....	D21/757
D546,898 S *	7/2007	Cooper	.....	D21/406
D547,402 S *	7/2007	Flaum et al.	.....	D21/727
2005/0187046 A1 *	8/2005	Kavanaugh	.....	473/560
2006/0281592 A1 *	12/2006	Goldsmith et al.	.....	473/563
2007/0249437 A1 *	10/2007	Halko et al.	.....	473/561
2008/0020872 A1 *	1/2008	Johnson	.....	473/560

\* cited by examiner

*Primary Examiner*—Stella M Reid

*Assistant Examiner*—Mark A Goodwin

(74) *Attorney, Agent, or Firm*—Mark S. Leonardo; Brown Rudnick LLP

(57) **CLAIM**

The ornamental design for a transparent hockey stick, as shown and described.

**DESCRIPTION**

FIG. 1 is a perspective view of a transparent hockey stick showing my new design;

FIG. 2. is a front elevation view thereof;

FIG. 3. is a rear elevation view thereof;

FIG. 4 is a right side elevation view thereof;


FIG. 5 is a left side elevation view thereof;

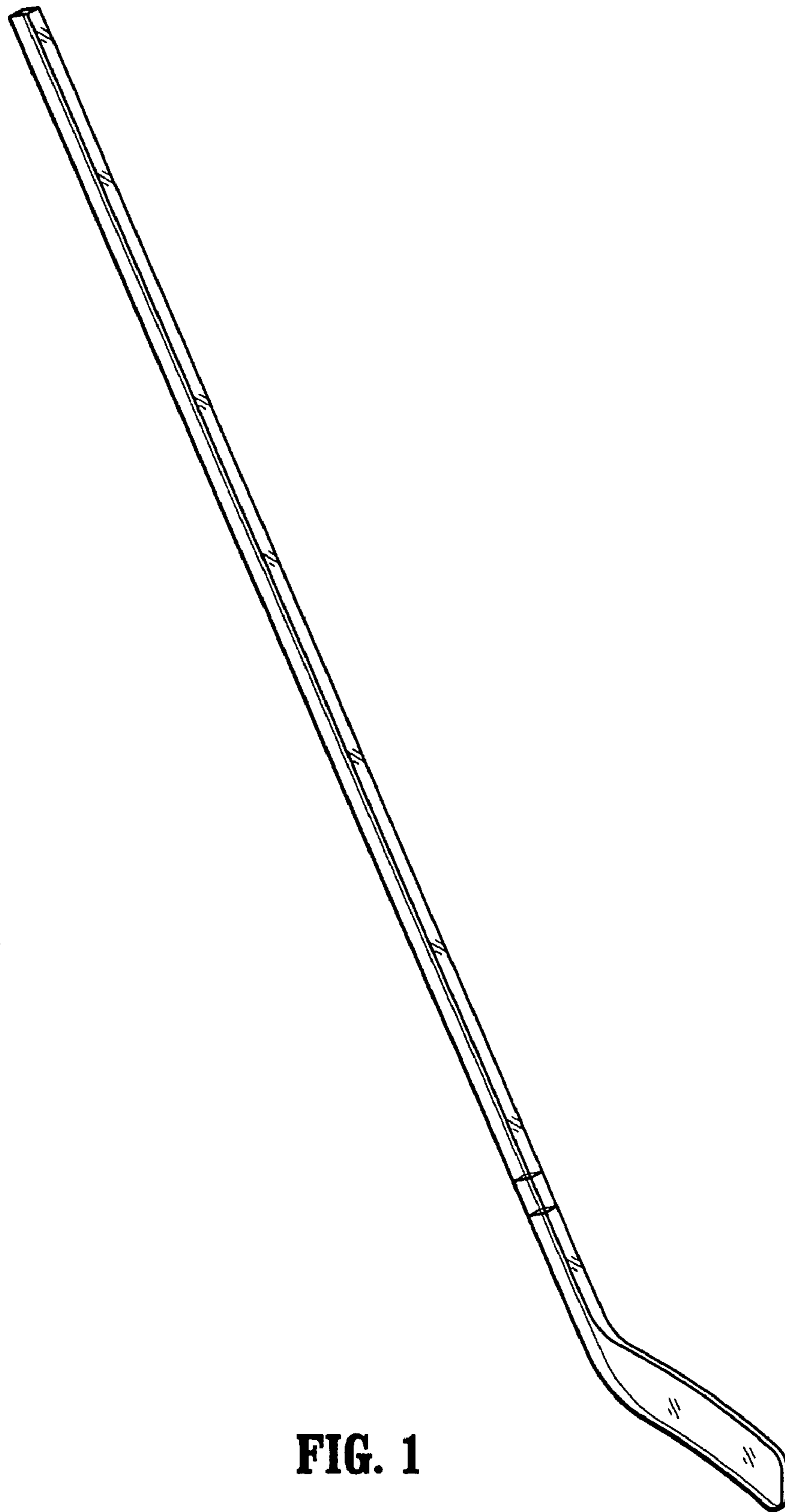
FIG. 6 is an enlarged top plan view thereof; and,

FIG. 7 is an enlarged bottom plan view thereof.

All sides of the transparent hockey stick are see-through. The broken lines showing are for illustrative purposes only and forms no part of the claimed design.

**1 Claim, 7 Drawing Sheets**

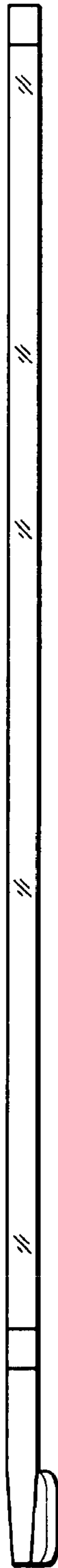




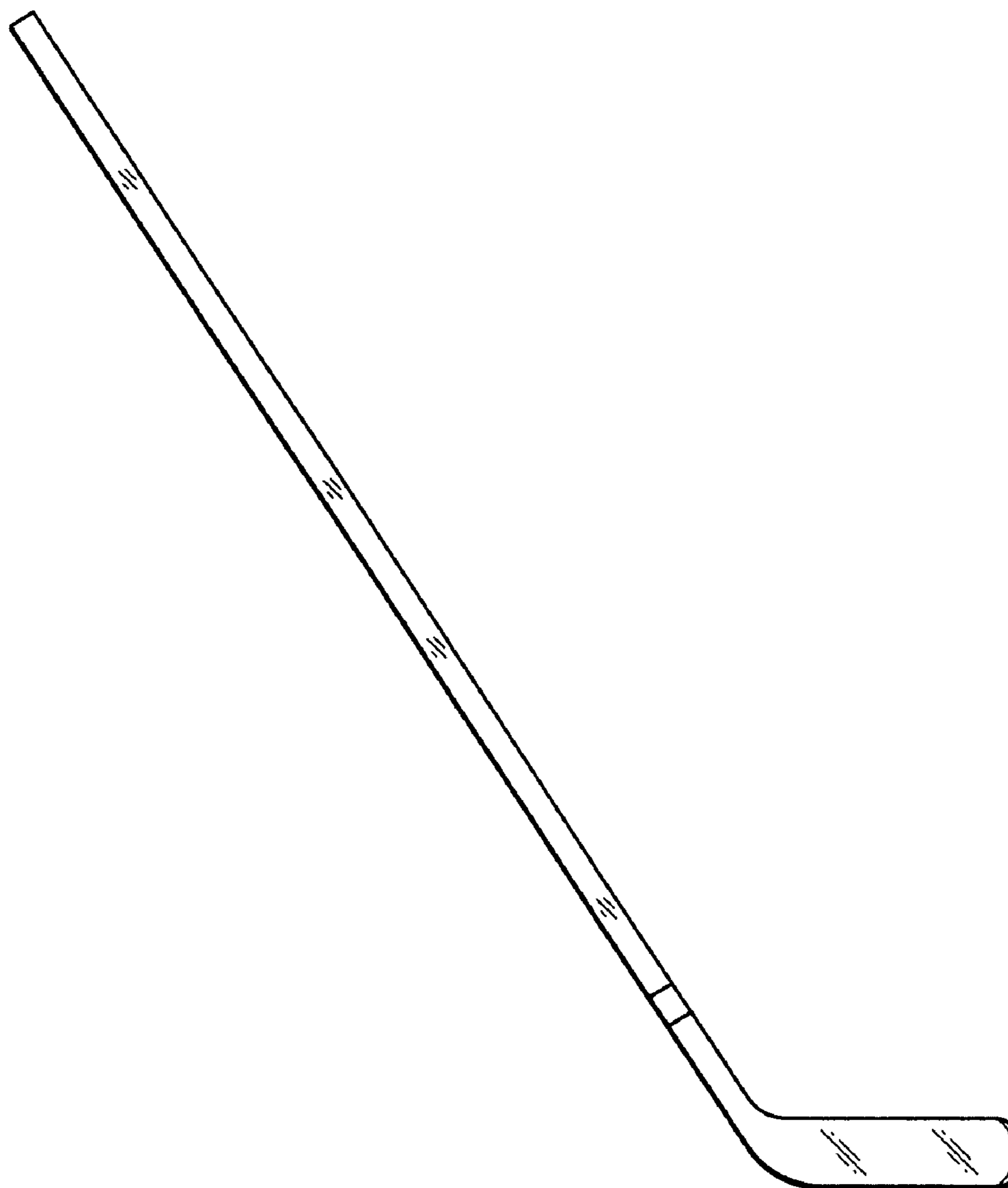
**FIG. 1**



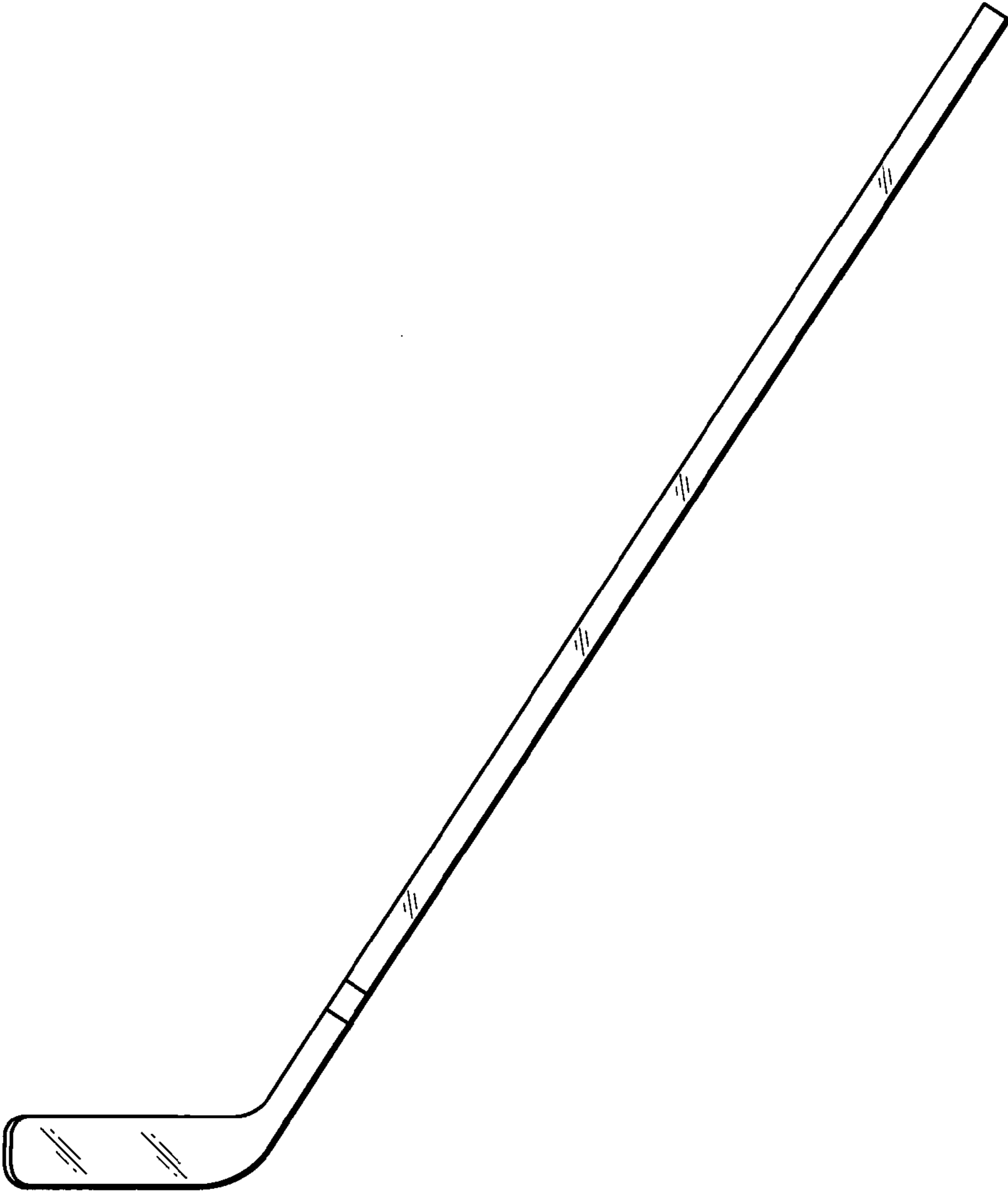
**FIG. 2**



**FIG. 3**



**FIG. 4**



**FIG. 5**



**FIG. 6**



**FIG. 7**