



US00D594486S

(12) **United States Design Patent**
Morozov

(10) **Patent No.:** **US D594,486 S**
(45) **Date of Patent:** **** Jun. 16, 2009**

(54) **SUBSTRATE FOR MANUFACTURING CUTTING ELEMENTS**

(76) Inventor: **Konstantin Evgenievich Morozov**, 10 Dunning Road, Dunnottar, Nigel, Gauteng (ZA)

(**) Term: **14 Years**

(21) Appl. No.: **29/323,871**

(22) Filed: **Sep. 2, 2008**

Related U.S. Application Data

(62) Division of application No. 29/220,757, filed on Dec. 7, 2004.

(51) **LOC (9) Cl.** **15-09**

(52) **U.S. Cl.** **D15/139**

(58) **Field of Classification Search** D15/125, D15/127, 138, 139; D18/17; 156/242; 175/374, 175/434; 407/113-118; 408/145; 451/540-548
See application file for complete search history.

(56) **References Cited**

U.S. PATENT DOCUMENTS

6,011,232 A * 1/2000 Matthias 219/69.17
6,082,474 A * 7/2000 Matthias 175/432

6,202,771 B1 * 3/2001 Scott et al. 175/432
6,315,652 B1 * 11/2001 Snyder et al. 451/540
6,488,106 B1 * 12/2002 Dourfaye 175/428
D502,952 S * 3/2005 Achilles et al. D15/139
6,962,218 B2 * 11/2005 Eyre 175/432
D570,384 S * 6/2008 Morozov D15/139
2006/0021802 A1 * 2/2006 Skeem et al. 175/432
2007/0062737 A1 * 3/2007 Hall et al. 175/434

* cited by examiner

Primary Examiner—Sandra Snapp

Assistant Examiner—Patricia Palasik

(74) *Attorney, Agent, or Firm*—Frommer Lawrence & Haug LLP; Ronald R Santucci

(57) **CLAIM**

The ornamental design for a substrate for manufacturing cutting elements, as shown and described.

DESCRIPTION

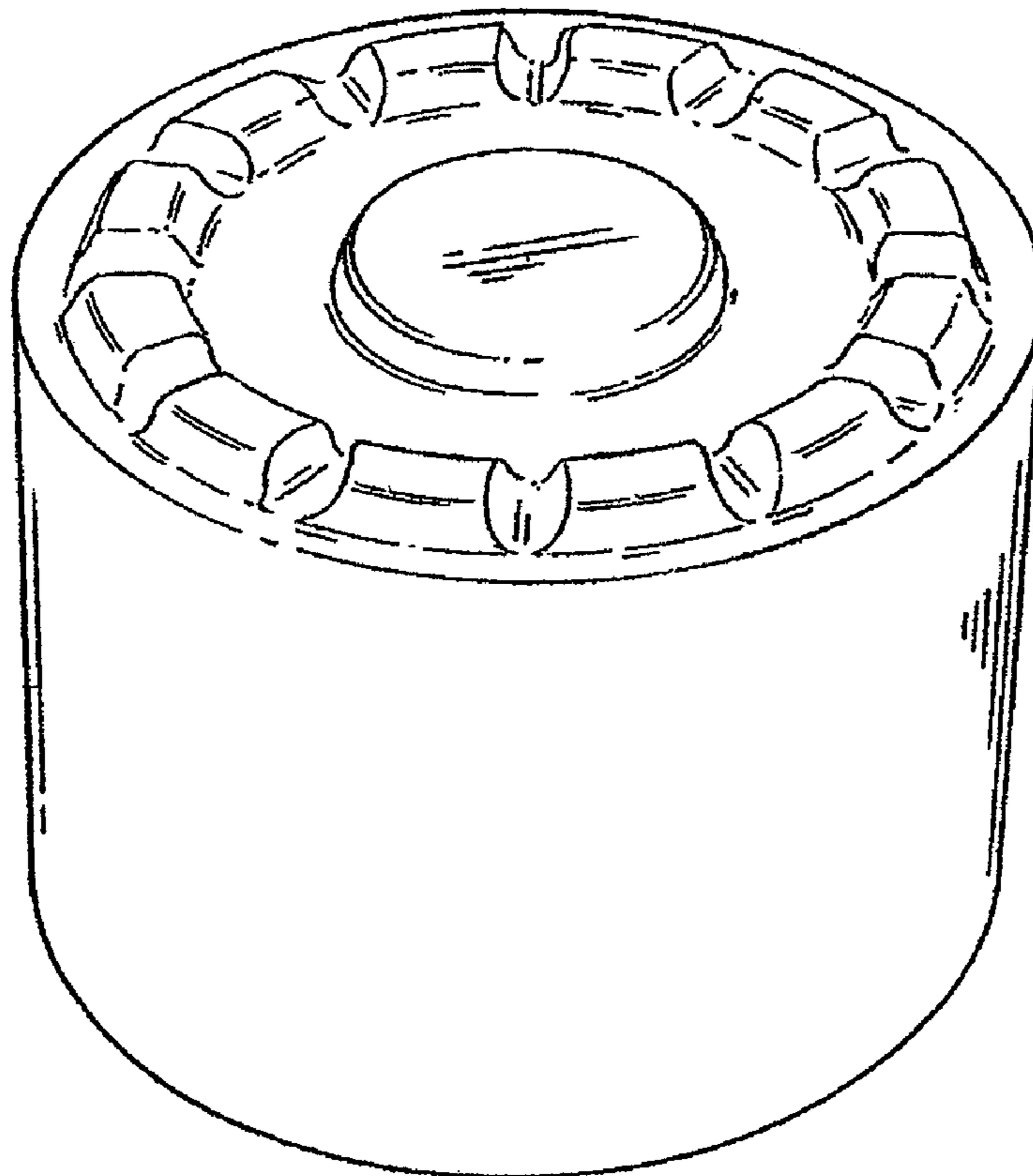
FIG. 1 is a perspective view of a substrate showing my new design;

FIG. 2 is a top plan view of the substrate of FIG. 1;

FIG. 3 is a side elevation view of the substrate of FIG. 1; and,

FIG. 4 is a bottom plan view of the substrate of FIG. 1.

1 Claim, 4 Drawing Sheets



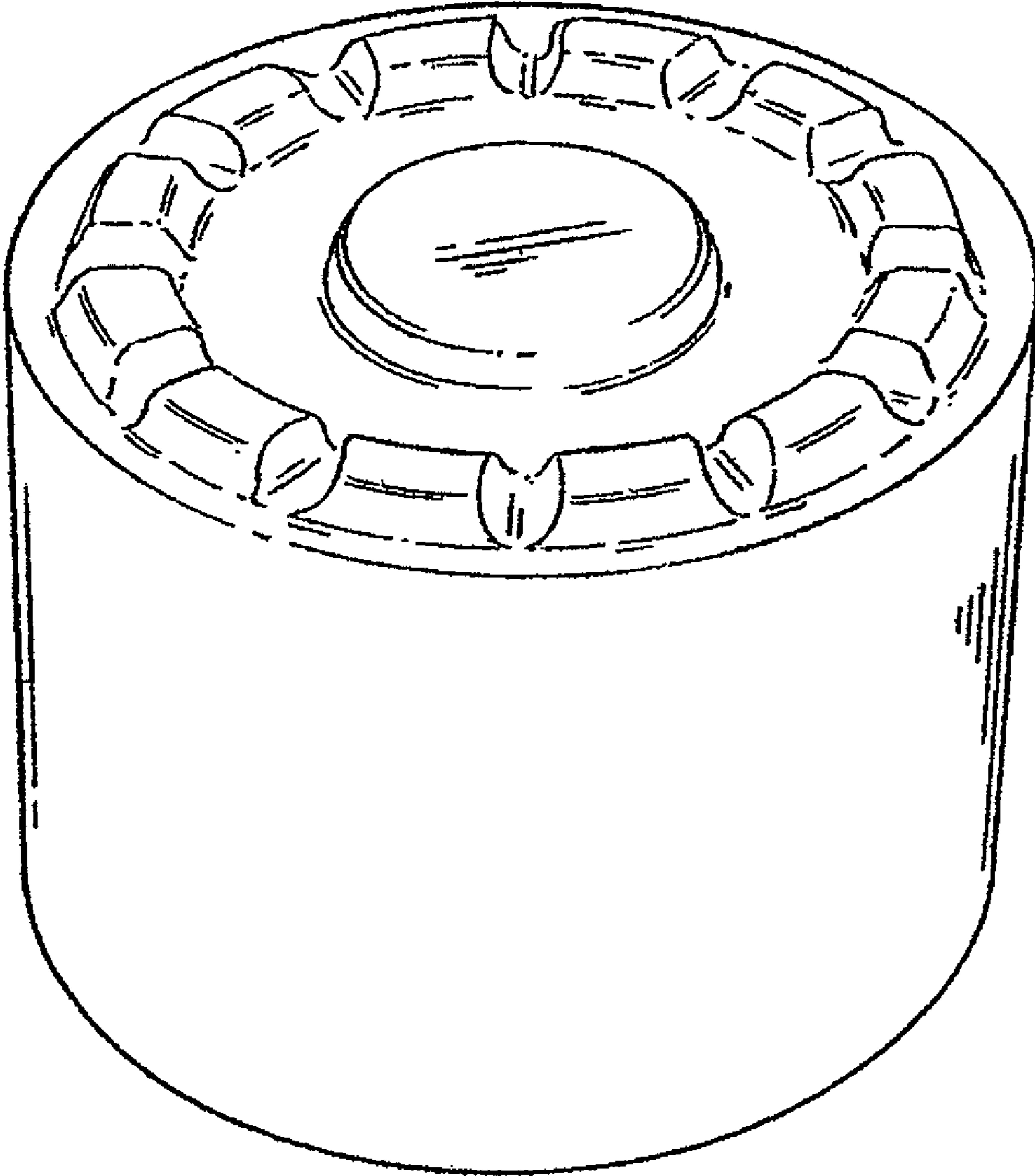


FIG 1

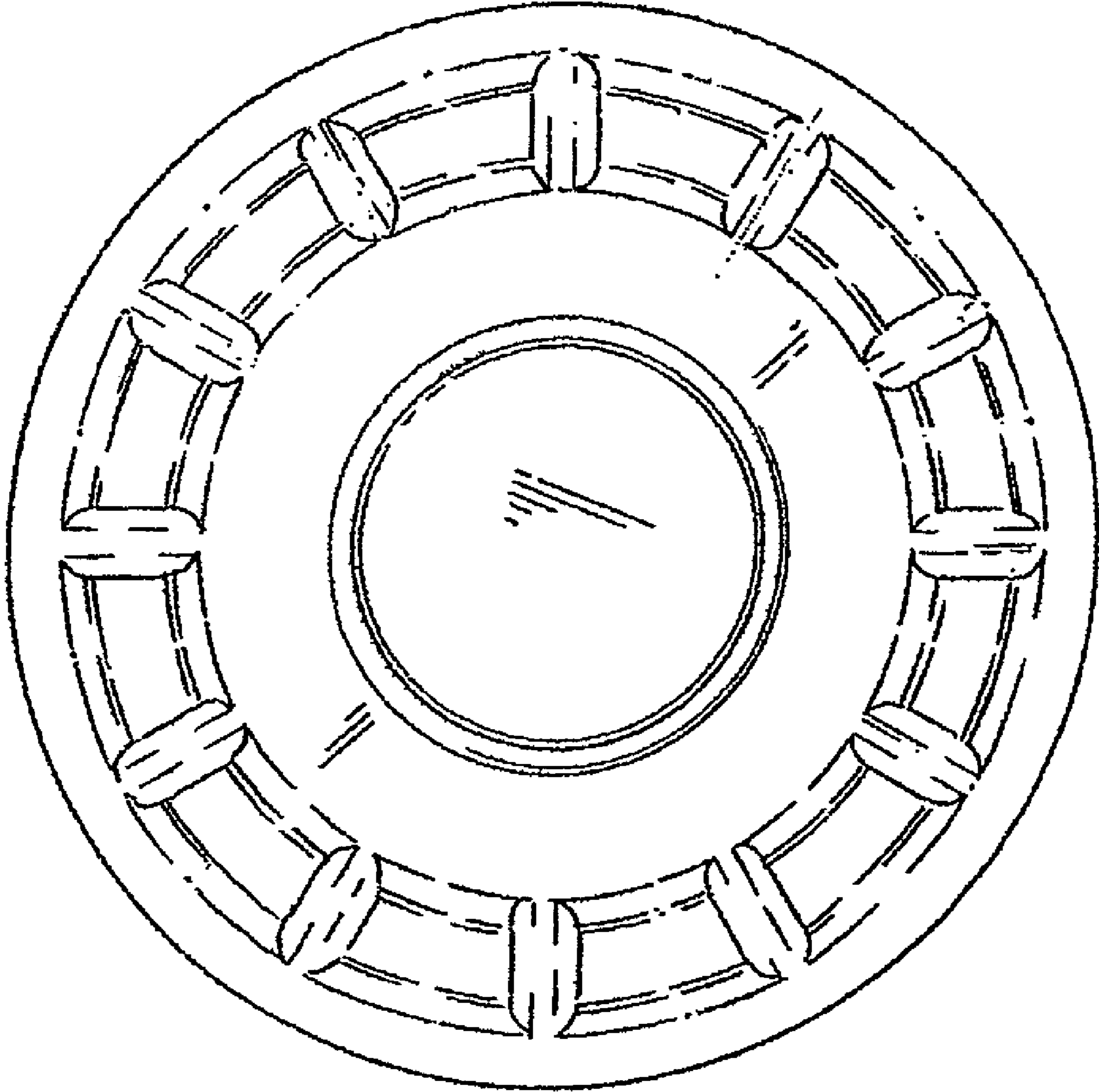


FIG 2

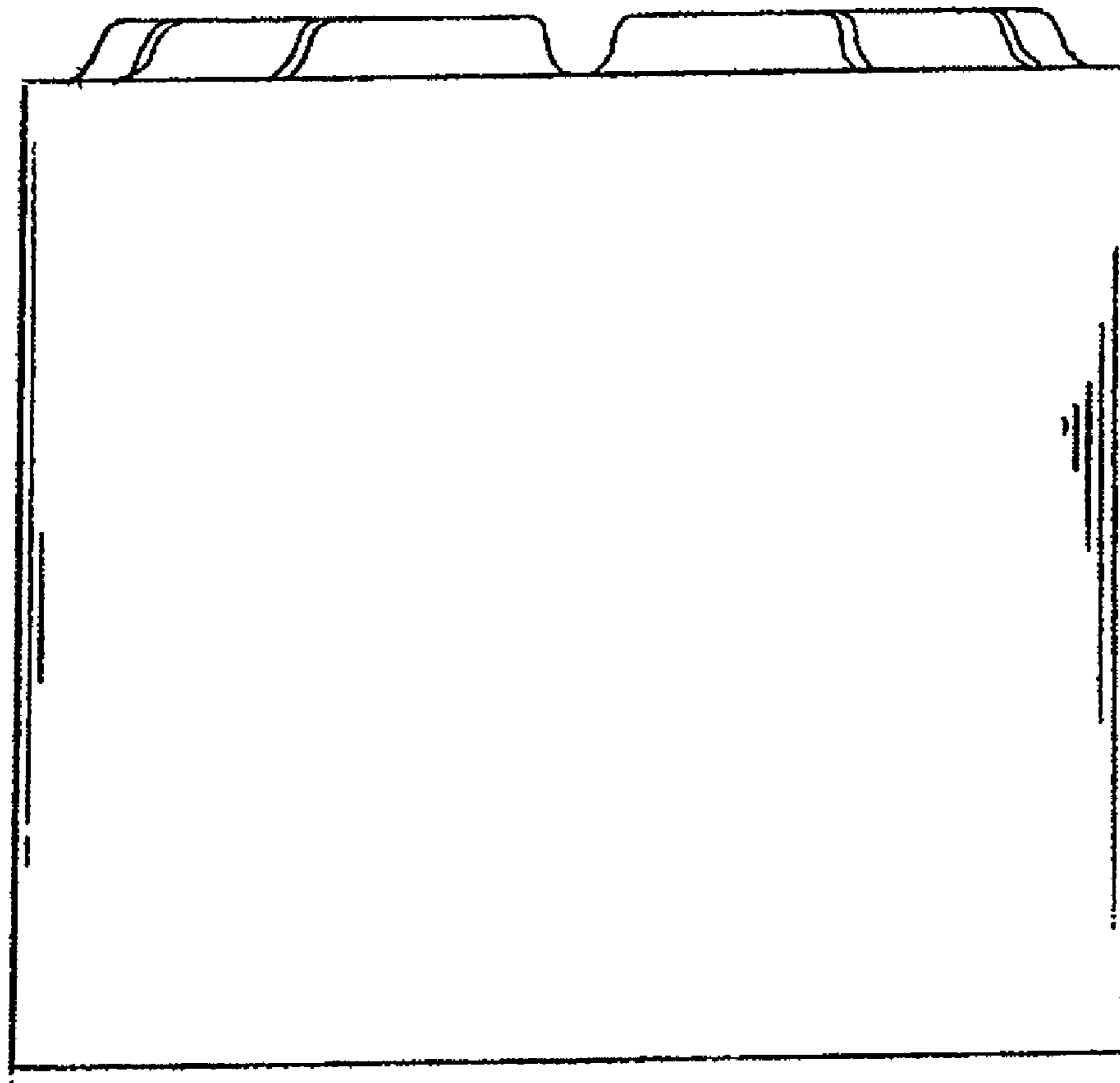


FIG 3

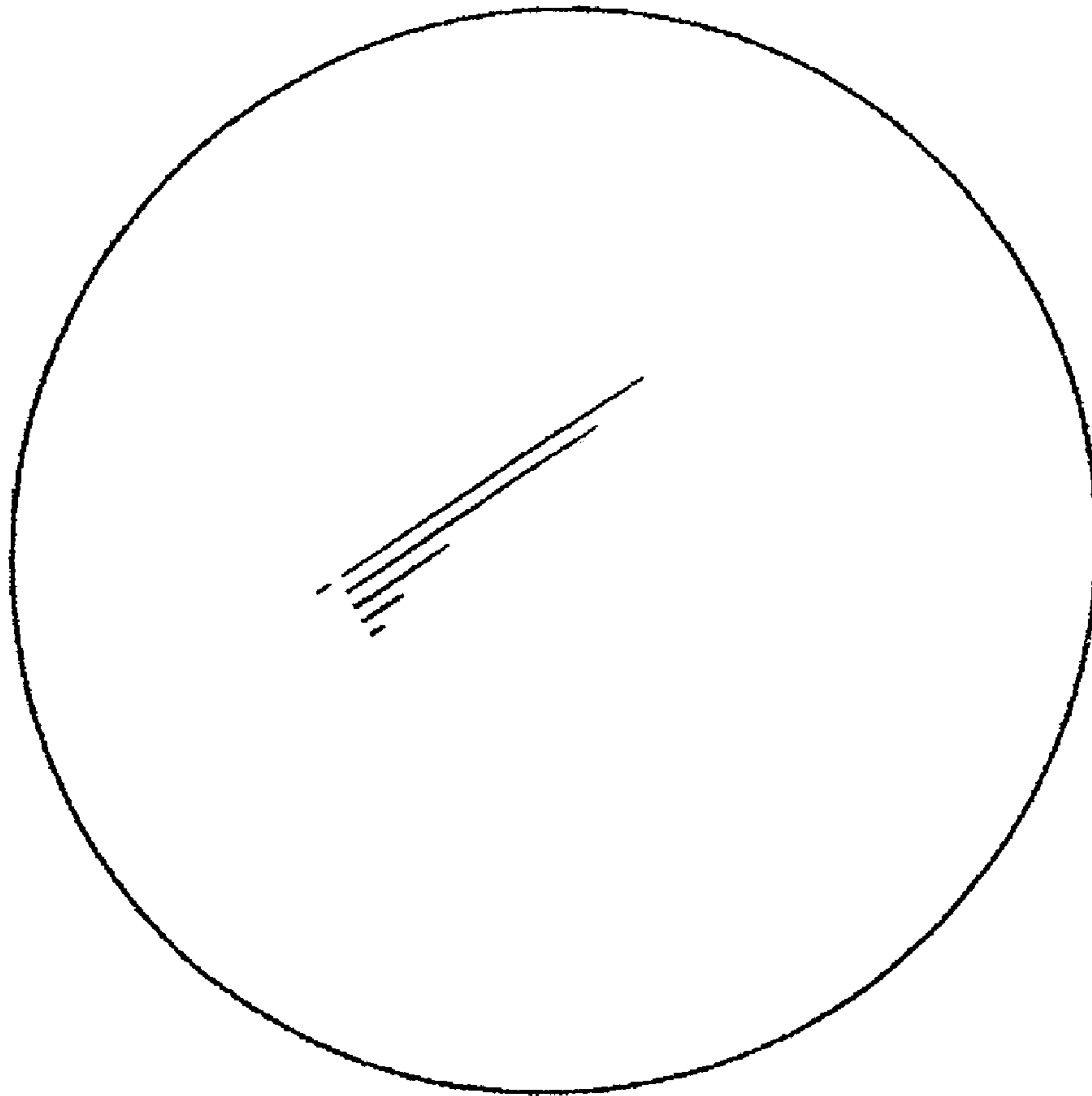


FIG 4