



US00D594468S

(12) **United States Design Patent**
Bamford et al.

(10) **Patent No.:** **US D594,468 S**
(45) **Date of Patent:** **** Jun. 16, 2009**

(54) **MENU DESIGN FOR A PORTABLE DEVICE DISPLAY SCREEN**

(75) Inventors: **Drew Bamford**, Tao-Yuan (TW); **Foo Hoang**, Tao-Yuan (TW); **Mario Garcia**, Tao-Yuan (TW)

(73) Assignee: **HTC Corporation**, Taoyuan, Taoyuan County (TW)

(**) Term: **14 Years**

(21) Appl. No.: **29/299,386**

(22) Filed: **Dec. 26, 2007**

(51) **LOC (9) Cl.** **32-00**

(52) **U.S. Cl.** **D14/488**

(58) **Field of Classification Search** D14/485-495;
715/700-705, 716, 727, 730, 748, 750, 751,
715/760-762, 775-781, 786, 787, 808-810,
715/832-846, 863-867, 973-977

See application file for complete search history.

(56) **References Cited**

U.S. PATENT DOCUMENTS

| | | | | |
|-----------|------|---------|-------------------|---------|
| 5,615,367 | A * | 3/1997 | Bennett et al. | 715/700 |
| D450,711 | S * | 11/2001 | Istvan et al. | D14/486 |
| D453,767 | S * | 2/2002 | Istvan et al. | D14/486 |
| D453,936 | S * | 2/2002 | Istvan et al. | D14/486 |
| D454,356 | S * | 3/2002 | Hoxie et al. | D14/488 |
| 6,512,530 | B1 * | 1/2003 | Rzepkowski et al. | 715/833 |

| | | | | |
|--------------|------|---------|---------------|---------|
| 6,559,867 | B1 * | 5/2003 | Kotick et al. | 715/771 |
| D475,719 | S * | 6/2003 | Horie | D14/488 |
| D517,087 | S * | 3/2006 | Sands | D14/488 |
| 7,076,738 | B2 * | 7/2006 | Baker et al. | 715/763 |
| 7,107,540 | B1 * | 9/2006 | Carroll | 715/747 |
| D570,363 | S * | 6/2008 | Ulm et al. | D14/487 |
| 7,432,928 | B2 * | 10/2008 | Shaw et al. | 345/473 |
| 2005/0210410 | A1 * | 9/2005 | Ohwa et al. | 715/821 |

* cited by examiner

Primary Examiner—Cathron C Brooks

Assistant Examiner—Deanna Fluegeman

(74) *Attorney, Agent, or Firm*—Winston Hsu

(57) **CLAIM**

The ornamental design for a menu design for a portable device display screen, as shown and described.

DESCRIPTION

FIG. 1 is a front view of a menu design for a portable device display screen showing a new design;

FIG. 2 is a front view of a second embodiment thereof;



FIG. 3 is a front view of a third embodiment thereof;

FIG. 4 is a front view of a fourth embodiment thereof; and,

FIG. 5 is a front view of a fifth embodiment thereof.

The portion of the portable device display screen depicted in broken lines forms no part of the claimed design.

1 Claim, 5 Drawing Sheets






FIG. 1




FIG. 2




FIG. 3




FIG. 4




FIG. 5