



US00D594464S

(12) **United States Design Patent**
Ng et al.

(10) **Patent No.:** **US D594,464 S**
(45) **Date of Patent:** **** Jun. 16, 2009**

(54) **DISPLAY PANEL FOR DISPLAY OF FANTASY SPORTS TEAM ROSTER DATA TRENDS**

(75) Inventors: **Brian Ng**, Santa Monica, CA (US);
Dean Nakabayashi, Santa Monica, CA (US); **Scott Pitkin**, Los Angeles, CA (US)

(73) Assignee: **Yahoo! Inc.**, Sunnyvale, CA (US)

(**) Term: **14 Years**

(21) Appl. No.: **29/293,437**

(22) Filed: **Nov. 21, 2007**

(51) **LOC (9) Cl.** **32-00**

(52) **U.S. Cl.** **D14/486**

(58) **Field of Classification Search** D14/485-495;
715/700-705, 716, 727, 730, 748, 750, 751,
715/760-762, 775-781, 786, 787, 808, 810,
715/832, 846, 863, 867, 973-977

See application file for complete search history.

(56) **References Cited**

U.S. PATENT DOCUMENTS

D491,956 S *	6/2004	Ombao et al.	D14/487
D499,740 S *	12/2004	Ombao et al.	D14/487
D538,295 S *	3/2007	Noviello et al.	D14/485
D538,815 S *	3/2007	Noviello et al.	D14/485
D538,816 S *	3/2007	Noviello et al.	D14/485
D538,817 S *	3/2007	Noviello et al.	D14/485
D538,818 S *	3/2007	Noviello et al.	D14/485
D549,717 S *	8/2007	Noviello et al.	D14/486
D551,675 S *	9/2007	Noviello et al.	D14/486
D554,653 S *	11/2007	Noviello et al.	D14/486
D558,213 S *	12/2007	Noviello et al.	D14/486
D559,259 S *	1/2008	Noviello et al.	D14/486
D559,260 S *	1/2008	Noviello et al.	D14/486
D569,869 S *	5/2008	Chotai et al.	D14/485
D571,373 S *	6/2008	Loehr et al.	D14/485
D572,717 S *	7/2008	Loehr et al.	D14/485
D579,943 S *	11/2008	Clark et al.	D14/485

2005/0228780 A1 *	10/2005	Diab et al.	707/3
2007/0185599 A1 *	8/2007	Robinson et al.	700/92
2007/0243917 A1 *	10/2007	Wojewoda et al.	463/9
2007/0243918 A1 *	10/2007	Wojewoda et al.	463/9
2008/0026804 A1 *	1/2008	Baray et al.	463/9
2008/0033840 A1 *	2/2008	Upendran et al.	705/27
2008/0096664 A1 *	4/2008	Baray et al.	463/42
2008/0102911 A1 *	5/2008	Campbell et al.	463/9
2008/0147575 A1 *	6/2008	Roy	706/12
2008/0153589 A1 *	6/2008	Baray et al.	463/30
2008/0155436 A1 *	6/2008	Hirano et al.	715/764

* cited by examiner

Primary Examiner—Cathron C Brooks

Assistant Examiner—Deanna Fluegeman

(74) *Attorney, Agent, or Firm*—Morrison & Foerster LLP

(57) **CLAIM**

The ornamental design for a display panel for display of fantasy sports team roster data trends, as shown and described.

DESCRIPTION

FIG. 1 illustrates a display panel for display of fantasy sports team roster data trends according to the first embodiment of the invention.

FIG. 2 illustrates a display panel for display of fantasy sports team roster data trends according to the second embodiment of the invention; and,

FIG. 3 illustrates a display panel for display of fantasy sports team roster data trends according to the third embodiment of the invention.

The outer solid line in all figures illustrates the display panel in which the fantasy sports team roster data trends is embodied. The perimeters of the display panel and the fantasy sports team roster data trends are understood to be flush. The text and chart elements shown in broken lines in all figures form no part of the claimed design.

1 Claim, 3 Drawing Sheets

Roster Trends			
MY TEAMS	TOP PLAYERS		
Yahoo Public 54473; am baller			
Your Starters		% Owned	% Starting
LaDainian Tomlinson (SD - RB) 1		88%	88%
Steven Jackson (SIL - RB)		88%	88%
Shaun Alexander (Sea - RB)		88%	88%
Frank Gore (SF - RB)		87%	23%
Terrell Owens (Cal - WR) 1		88%	34%
Isaac Bruce (STL - WR)		88%	88%
Kellen Winslow (Jac - TE) 1		82%	100%
Robbie Gould (NE - K) NA		84%	84%
New Orleans (NO - DEF) 1		75%	75%
Your Bench			
LaDainian Tomlinson (SD - RB)		88%	88%
Steven Jackson (SIL - RB)		88%	88%
Shaun Alexander (Sea - RB) 1		88%	88%
Frank Gore (SF - RB)		87%	23%

Roster Trends			
MY TEAMS	TOP PLAYERS		
All QB WR RB TE K DEF			
Quarterbacks		% Owned	% Starting
Carson Palmer (CIN - QB) 1		88%	88%
Peyton Manning (IND - QB)		88%	88%
Tom Brady (NE - QB)		88%	88%
Donovan McNabb (PHI - QB)		87%	23%
Tony Romo (Dal - QB) 1		88%	34%
Vince Young (TEN - QB)		88%	88%
Carson Palmer (CIN - QB) 1		82%	100%
Peyton Manning (IND - QB)		84%	84%
Tom Brady (NE - QB) 1		75%	75%
Donovan McNabb (PHI - QB)		87%	34%
Tony Romo (Dal - QB)		88%	88%
Vince Young (TEN - QB)		88%	100%
Carson Palmer (CIN - QB)		82%	84%
Peyton Manning (IND - QB)		84%	75%

Roster Trends		
MY TEAMS	TOP PLAYERS	
Yahoo Public 54473; am baller		
Your Starters	% Owned	% Starting
LaDainian Tomlinson (SD - RB) D	98%	98%
Steven Jackson (StL - RB)	98%	98%
Shaun Alexander (Sea - RB)	88%	88%
Frank Gore (SF - RB)	87%	23%
Terrell Owens (Dal - WR) D	98%	34%
Isaac Bruce (StL - WR)	85%	85%
Kellen Winslow (Jac - TE) D	92%	100%
Robbie Gould (NE - K) NA	84%	84%
New Orleans (NO - DEF) D	75%	75%
Your Bench		
LaDainian Tomlinson (SD - RB)	98%	98%
Steven Jackson (StL - RB)	98%	98%
Shaun Alexander (Sea - RB) D	88%	88%
Frank Gore (SF - RB)	87%	23%

FIG. 1





Roster Trends		
MY TEAMS	TOP PLAYERS	
Yahoo Public: 54473; am baller		
Your Starters	% Owned	% Starting
LaDainian Tomlinson (SD - RB) 	98%	98%
Steven Jackson (STL - RB)	96%	96%
Shaun Alexander (Sea - RB)	89%	89%
Frank Gore (SF - RB)	87%	23%
Terrell Owens (Dal - WR) 	98%	34%
Isaac Bruce (STL - WR)	85%	85%
Kellen Winslow (Jac - TE) 	92%	100%
Robbie Gould (NE - K) NA	84%	84%
New Orleans (NO - DEF) 	75%	75%

FIG. 2

Roster Trends		
MY TEAMS	TOP PLAYERS	
All QB WR RB TE K DEF		
Quarterbacks	% Owned	% Starting
Carson Palmer (CIN - QB) 13	98%	98%
Peyton Manning (IND - QB)	98%	98%
Tom Brady (NE - QB)	88%	88%
Donovan McNabb (PHI - QB)	87%	23%
Tony Romo (Dal - QB) 13	86%	34%
Vince Young (TEN - QB)	85%	85%
Carson Palmer (CIN - QB) 13	92%	100%
Peyton Manning (IND - QB)	84%	84%
Tom Brady (NE - QB) 13	75%	75%
Donovan McNabb (PHI - QB)	87%	34%
Tony Romo (Dal - QB)	88%	86%
Vince Young (TEN - QB)	85%	100%
Carson Palmer (CIN - QB)	92%	84%
Peyton Manning (IND - QB)	84%	75%

FIG. 3