

US00D594451S

(12) **United States Design Patent**
Seo

(10) **Patent No.:** **US D594,451 S**
(45) **Date of Patent:** **** Jun. 16, 2009**

(54) **COVER OF PORTABLE PHONE**

(75) Inventor: **Jin-Gyu Seo**, Seoul (KR)

(73) Assignee: **Samsung Electronics Co., Ltd.**,
Suwon-Si (KR)

(**) Term: **14 Years**

(21) Appl. No.: **29/328,114**

(22) Filed: **Nov. 19, 2008**

(30) **Foreign Application Priority Data**

Oct. 2, 2008 (KR) 30-2008-0042779

(51) **LOC (9) Cl.** **14-03**

(52) **U.S. Cl.** **D14/248; D5/60**

(58) **Field of Classification Search** D14/137,
D14/138 R, 138 AA, 138 AB, 138 AC, 138 AD,
D14/138 C, 138 G, 147-148, 156, 191, 218,
D14/247-248, 341-347, 390, 399, 455-456,
D14/496; D16/208; D21/329, 331, 333,
D21/517; 348/14.01-14.02; 361/814; 379/433.01-433.13;
455/90.3, 556.1-556.2, 566, 575.1, 575.3,
455/575.4; D13/164, 168; 439/165; 343/702;
345/167, 168, 169; D10/65, 78, 104; D18/7;
D5/6, 17, 24, 32, 37, 39, 54, 58, 60, 61
See application file for complete search history.

(56) **References Cited**

U.S. PATENT DOCUMENTS

D1,411 S *	5/1861	Thompson	D5/32
D6,287 S *	12/1872	Bromley	D5/32
D58,524 S *	7/1921	Worms	D5/54
D175,277 S *	8/1955	Sadinoff	D5/24
D189,544 S *	1/1961	Harris	D5/54
D208,346 S *	8/1967	Dixon	D5/58
D400,360 S *	11/1998	De Sole	D5/23
D412,903 S *	8/1999	Boyd	D14/138 AA

D454,849 S *	3/2002	Eckholm	D14/138 AA
D488,810 S *	4/2004	Lin et al.	D14/341
D554,097 S *	10/2007	Lee	D14/138 AD
D562,295 S *	2/2008	Lindner et al.	D14/138 AB
2003/0003956 A1 *	1/2003	Maenpaa et al.	455/556

OTHER PUBLICATIONS

BenQA520, announced 1Q 2005, <URL:http://www.gsmarena.com/benq_a520-1019.php>, retrieved from internet Apr. 9, 2009.*

* cited by examiner

Primary Examiner—Charles A Rademaker

Assistant Examiner—Carla Jobe Wright

(74) *Attorney, Agent, or Firm*—Staas & Halsey LLP

(57) **CLAIM**

The ornamental design for a cover of portable phone, as shown and described.

DESCRIPTION

FIG. 1 is a perspective view of a cover of portable phone;

FIG. 2 is a front view of the cover of portable phone of FIG. 1;

FIG. 3 is a rear view of the cover of portable phone of FIG. 1;

FIG. 4 is a left-side view of the cover of portable phone of FIG. 1;

FIG. 5 is a right-side view of the cover of portable phone of FIG. 1;

FIG. 6 is a top plan view of the cover of portable phone of FIG. 1; and,

FIG. 7 is a bottom plan view of the cover of portable phone of FIG. 1.

The broken line showing of the remainder of the portable phone is for illustrative purposes only and forms no part of the claimed design.

1 Claim, 4 Drawing Sheets

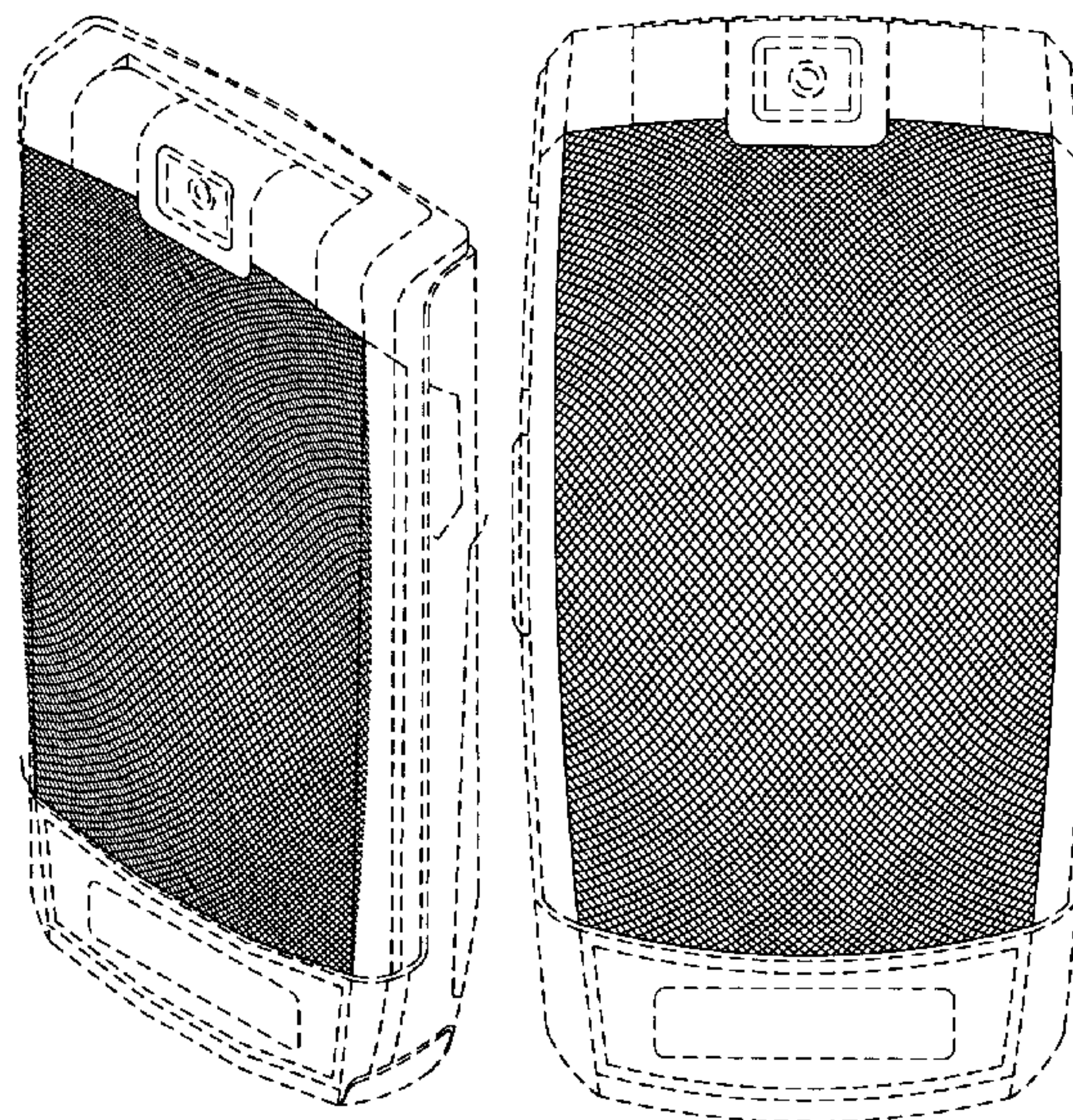


FIG. 1




FIG. 2




FIG. 3

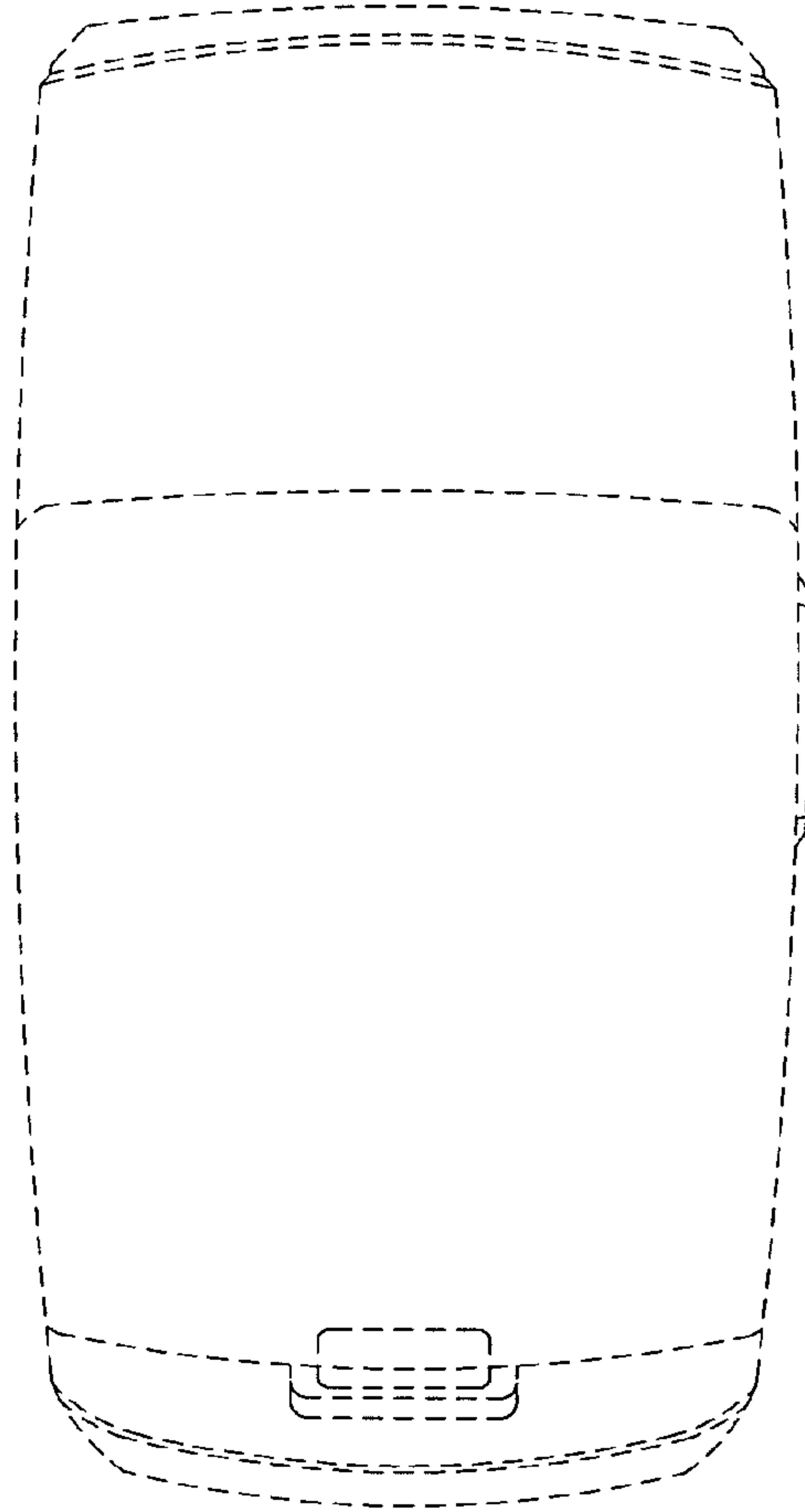


FIG. 4




FIG. 5




FIG. 6

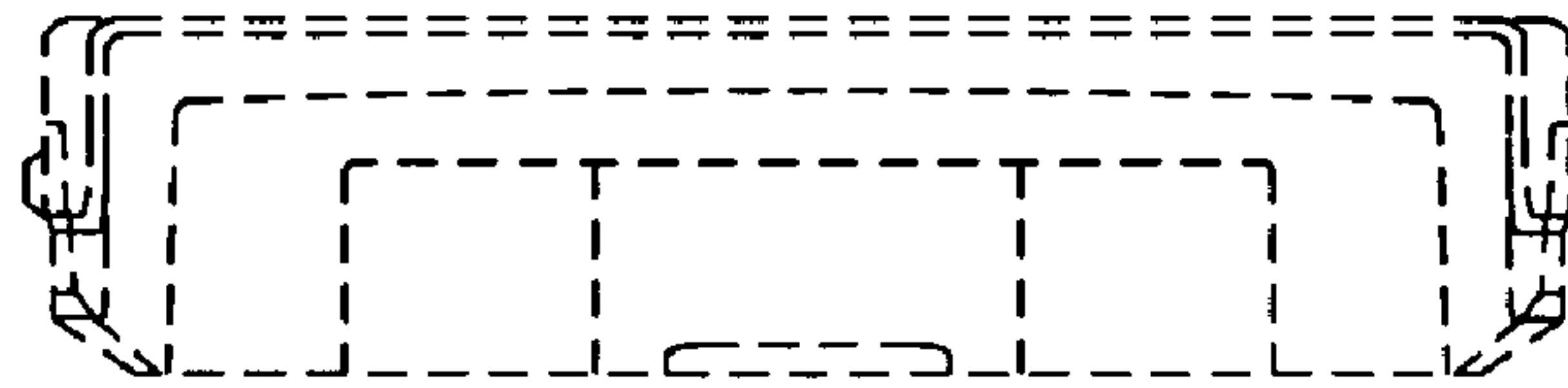


FIG. 7

