

US00D594436S

(12) **United States Design Patent**
Karan

(10) **Patent No.:** **US D594,436 S**
(45) **Date of Patent:** **** Jun. 16, 2009**

(54) **MOBILE TELEPHONE**

D561,155 S * 2/2008 Kim et al. D14/138 AD

(75) Inventor: **Bilgi Karan**, Lund (SE)

(Continued)

OTHER PUBLICATIONS

(73) Assignee: **Sony Ericsson Mobile Communications AB**, Lund (SE)

Sony Ericsson W350 telephone, announced Aug. 2008, [online], [site visited Jan. 19, 2009]. Available from Internet ,<URL: http://www.gsmarena.com>.*

(**) Term: **14 Years**

(Continued)

Primary Examiner—Jeffrey D Asch

(21) Appl. No.: **29/319,182**

(74) *Attorney, Agent, or Firm*—Renner, Otto, Boisselle & Sklar, LLP

(22) Filed: **Jun. 5, 2008**

(57) **CLAIM**

(30) **Foreign Application Priority Data**

The ornamental design for a mobile telephone, as shown and described.

Dec. 6, 2007 (EM) 000837612-0003
Dec. 6, 2007 (EM) 000837612-0004

DESCRIPTION

(51) **LOC (9) Cl.** **14-03**

FIG. 1 is a front view of a mobile telephone in a closed position showing my design;

(52) **U.S. Cl.** **D14/138 AB; D14/138 AA**

FIG. 2 is a rear view thereof;

(58) **Field of Classification Search** D14/138 AB,
D14/138 AA, 496, 203.1–203.7, 341–347;
455/575.3, 575.1

FIG. 3 is a perspective view thereof;

See application file for complete search history.

FIG. 4 is a right side view thereof;

(56) **References Cited**

FIG. 5 is a left side view thereof;

U.S. PATENT DOCUMENTS

FIG. 6 is a top view thereof;

D338,199 S * 8/1993 Andrew D14/147
5,276,916 A * 1/1994 Pawlish et al. 455/575.1
D369,599 S * 5/1996 Wang D14/138 R
5,732,331 A * 3/1998 Harms 455/575.3
D407,718 S * 4/1999 Lee D14/138 R
D414,765 S * 10/1999 Park D14/138 R
D417,449 S * 12/1999 Harris et al. D14/138 R
6,297,945 B1 * 10/2001 Yamamoto 361/681
D477,114 S * 7/2003 Sheng D28/79
6,751,487 B1 * 6/2004 Rydbeck et al. 455/575.3
6,785,562 B2 * 8/2004 Lee et al. 455/566
6,898,282 B2 * 5/2005 Cho 379/428.01
D534,890 S * 1/2007 Kim D14/138 AD
D536,690 S * 2/2007 Lee D14/138 AD
D546,810 S * 7/2007 Kwak D14/138 AA
D551,649 S * 9/2007 Moon et al. D14/138 AA
D554,610 S * 11/2007 Kim et al. D14/138 AB
D556,177 S * 11/2007 Kim et al. D14/138 AC
D561,148 S * 2/2008 Chen D14/138 AD

FIG. 7 is a bottom view thereof;

FIG. 8 is a front view of the mobile telephone of FIG. 1 in an open position;

FIG. 9 is a rear view thereof;

FIG. 10 is a perspective view thereof;

FIG. 11 is a right side view thereof;

FIG. 12 is a left side view thereof;

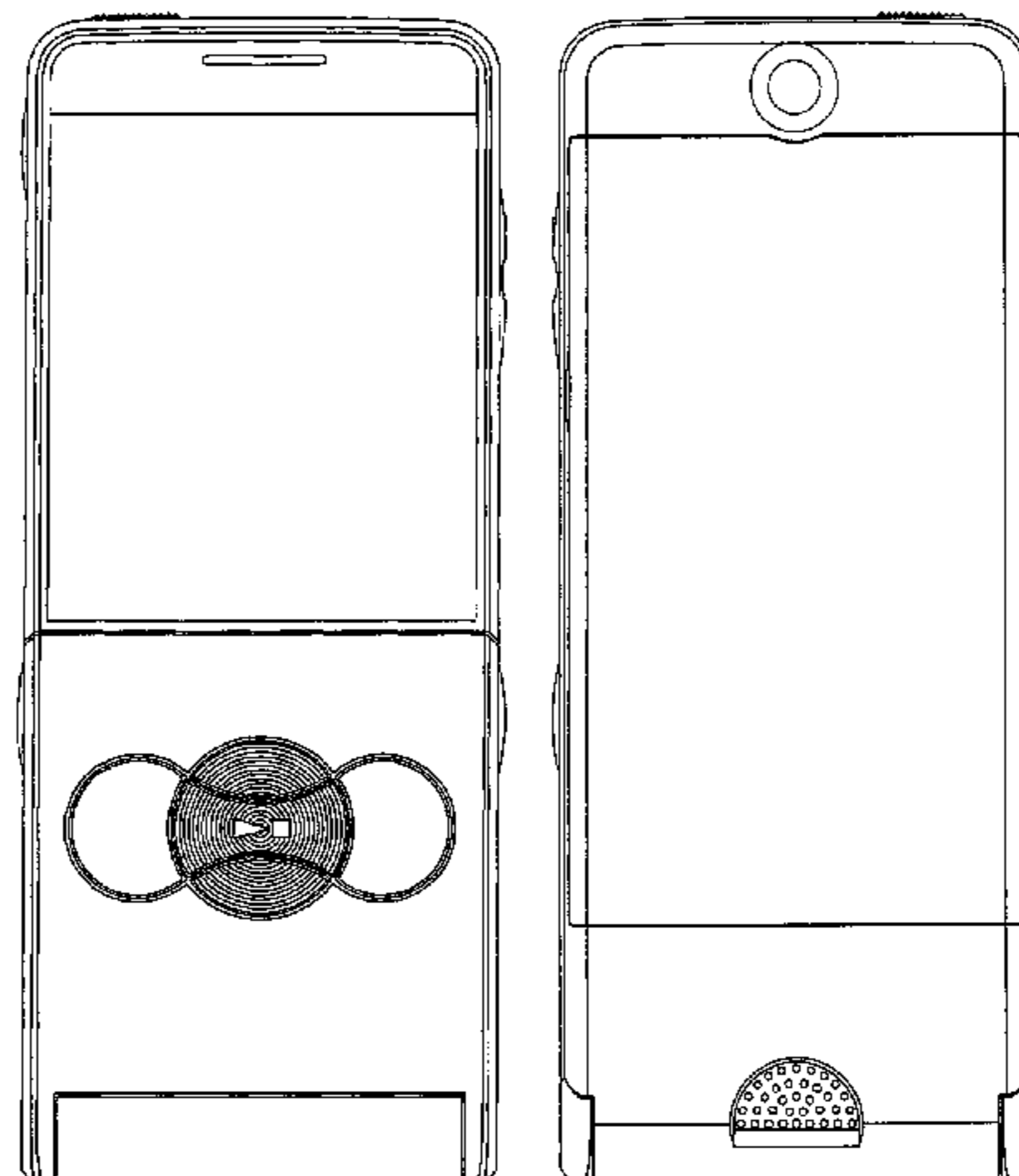
FIG. 13 is a top view thereof;

FIG. 14 is a bottom view thereof;

FIG. 15 is a rear view of a second embodiment of the mobile telephone in a closed position wherein the only differences compared to the first embodiment are the additional concentric circles and text at the top center; and,

FIG. 16 is a rear view of the second embodiment of the mobile telephone in the open position.

1 Claim, 12 Drawing Sheets



U.S. PATENT DOCUMENTS

D563,940 S * 3/2008 Van Den Nieuwenhuizen
et al. D14/138 AD
D567,206 S * 4/2008 Daley et al. D14/138 AD
D573,567 S * 7/2008 Chang et al. D14/138 AA
D577,351 S * 9/2008 Kim et al. D14/138 AA
D583,344 S * 12/2008 Sohn et al. D14/138 AD
2008/0207283 A1* 8/2008 Zaitso et al. 455/575.3

OTHER PUBLICATIONS

LG KM380 telephone, announced Jun. 2008, [online], [site
visited Jan. 19, 2009]. Available from Internet ,<URL: [http://
www.gsmarena.com](http://www.gsmarena.com)>.*

LG KM338 telephone, announced Feb. 2008, [online], [site
visited Jan. 19, 2009]. Available from Internet ,<URL: [http://
www.gsmarena.com](http://www.gsmarena.com)>.*

BenQ-Siemens EF51 telephone, announced Feb. 2006,
[online], [site visited Jan. 19, 2009]. Available from
Internet ,<URL: <http://www.gsmarena.com>>.*

Samsung Q105 telephone, announced 2001, [online], [site
visited Jan. 19, 2009]. Available from Internet ,<URL: [http://
www.gsmarena.com](http://www.gsmarena.com)>.*

Samsung M100 telephone, announced 2000, [online], [site
visited Jan. 19, 2009]. Available from Internet ,<URL: [http://
www.gsmarena.com](http://www.gsmarena.com)>.*

* cited by examiner




FIG. 1




FIG. 2

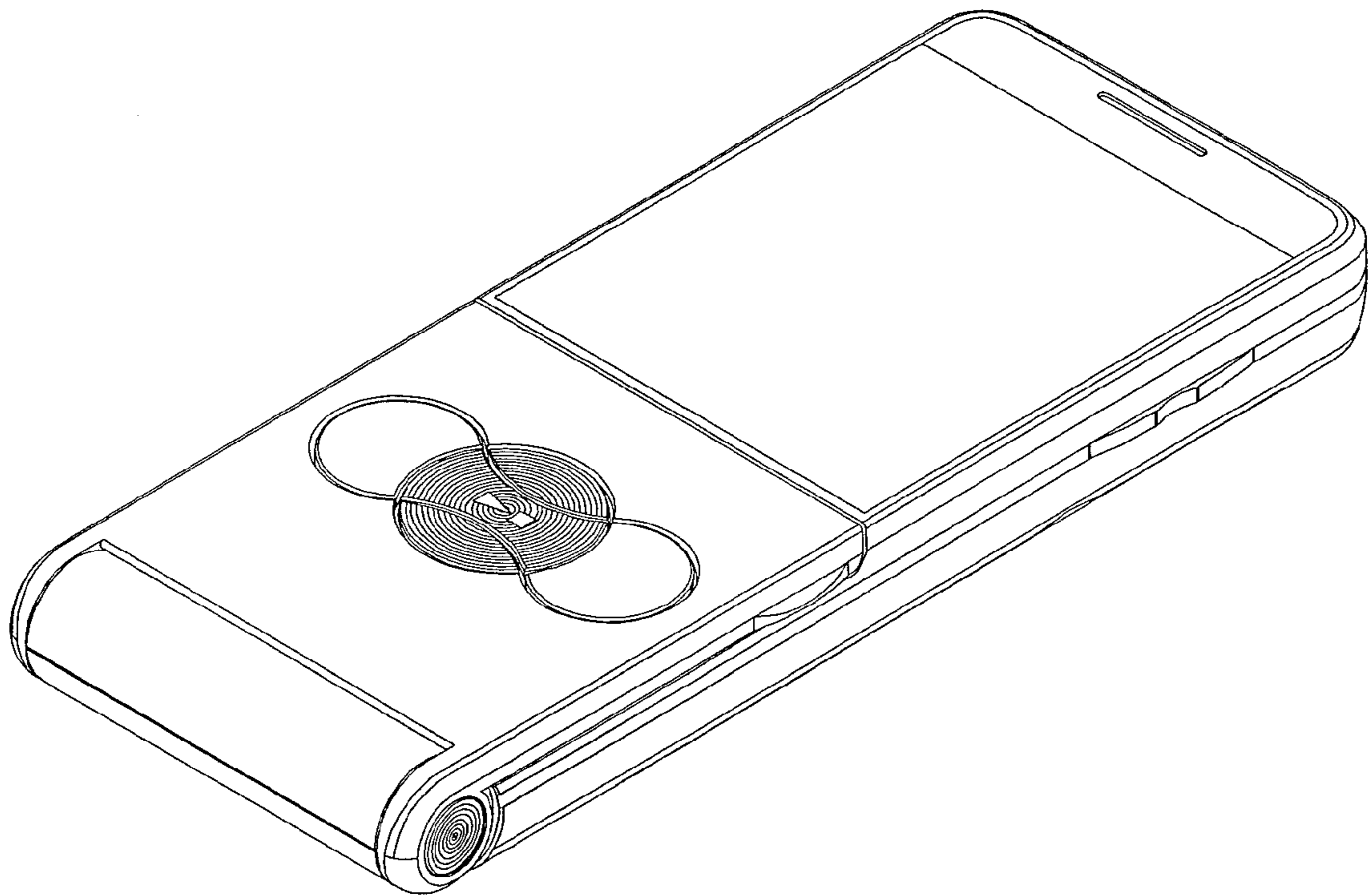


FIG. 3




FIG. 5

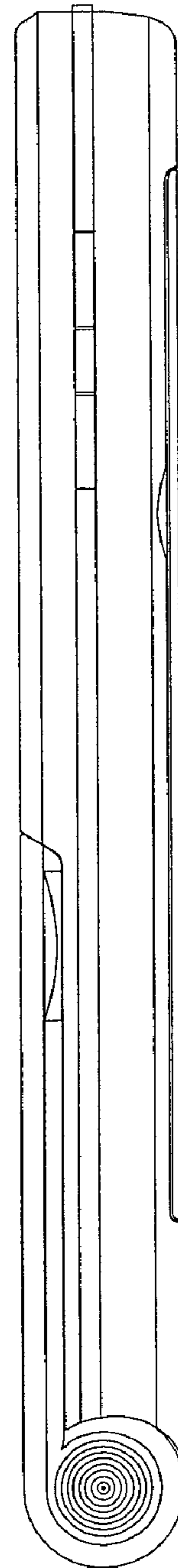


FIG. 4

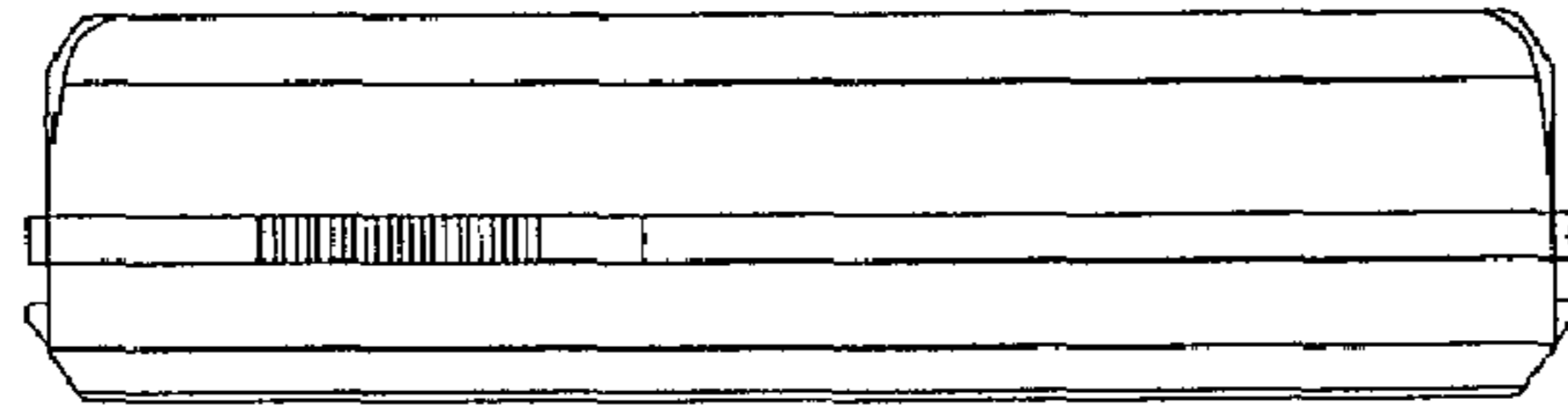


FIG. 6




FIG. 7

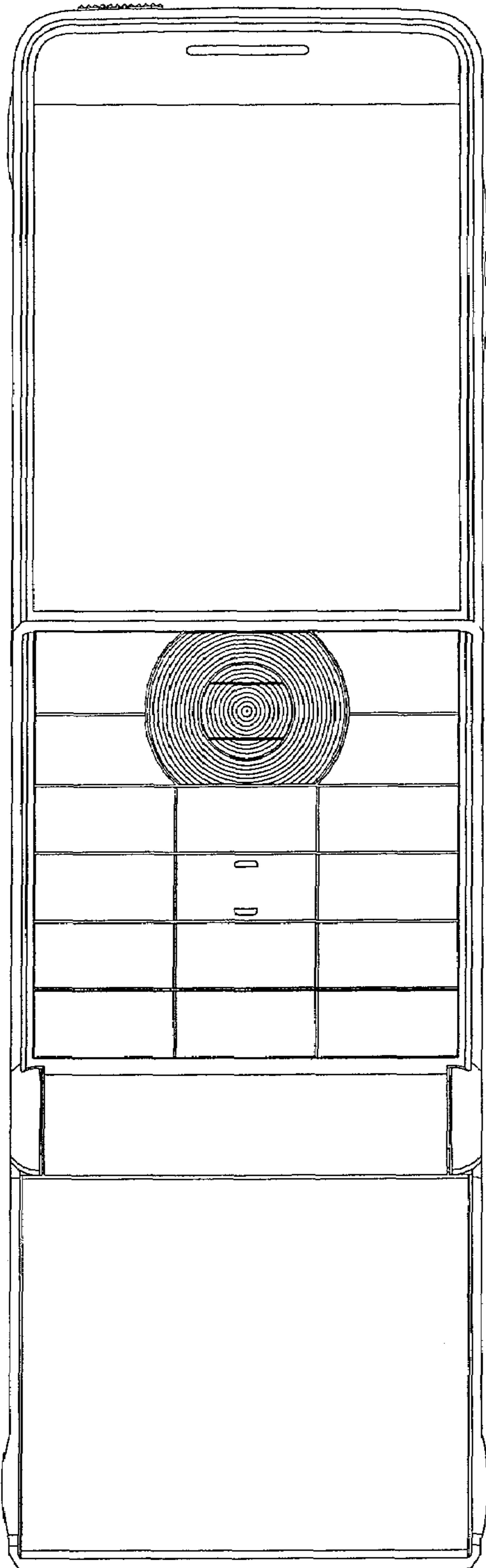


FIG. 8




FIG. 9

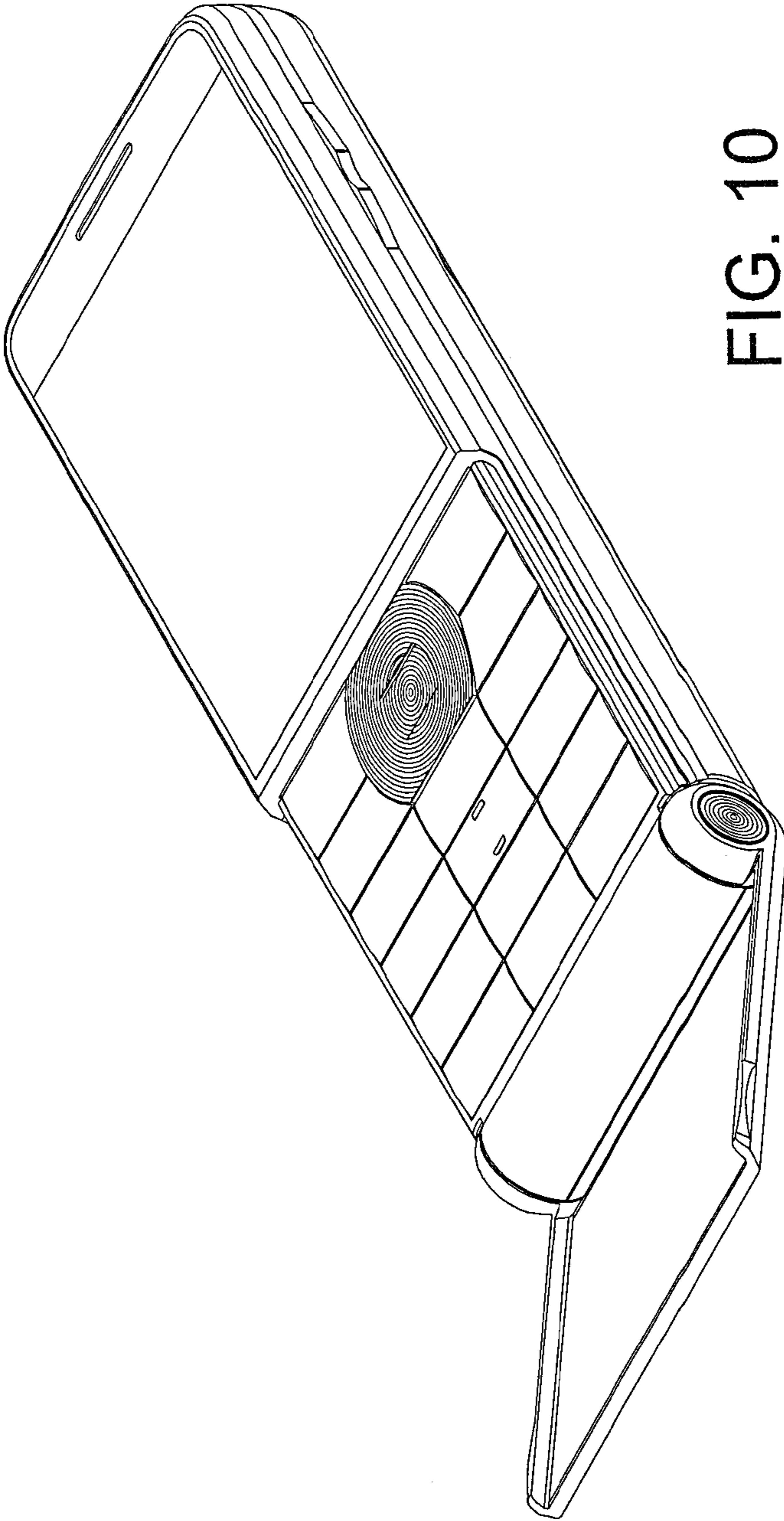


FIG. 10

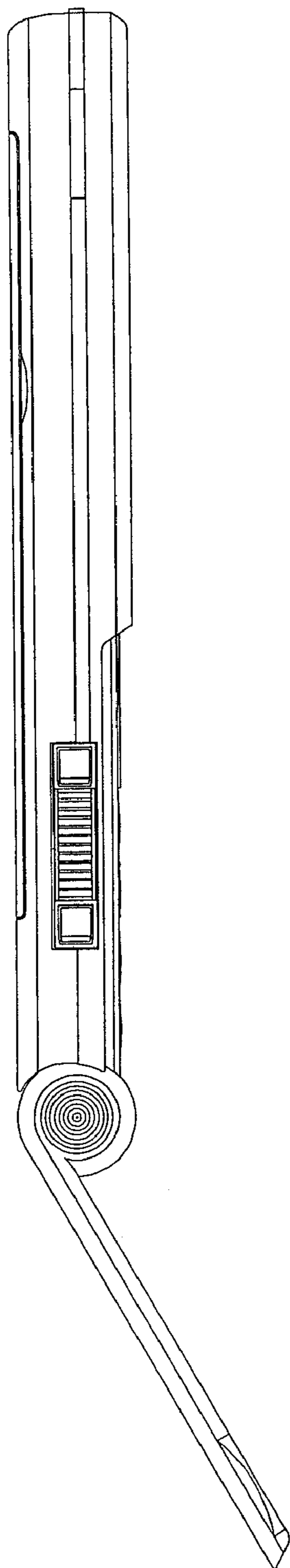


FIG. 12

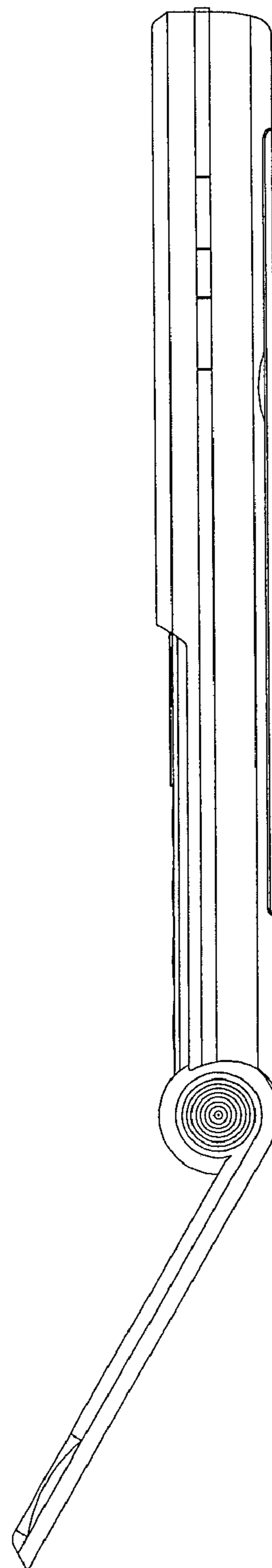


FIG. 11

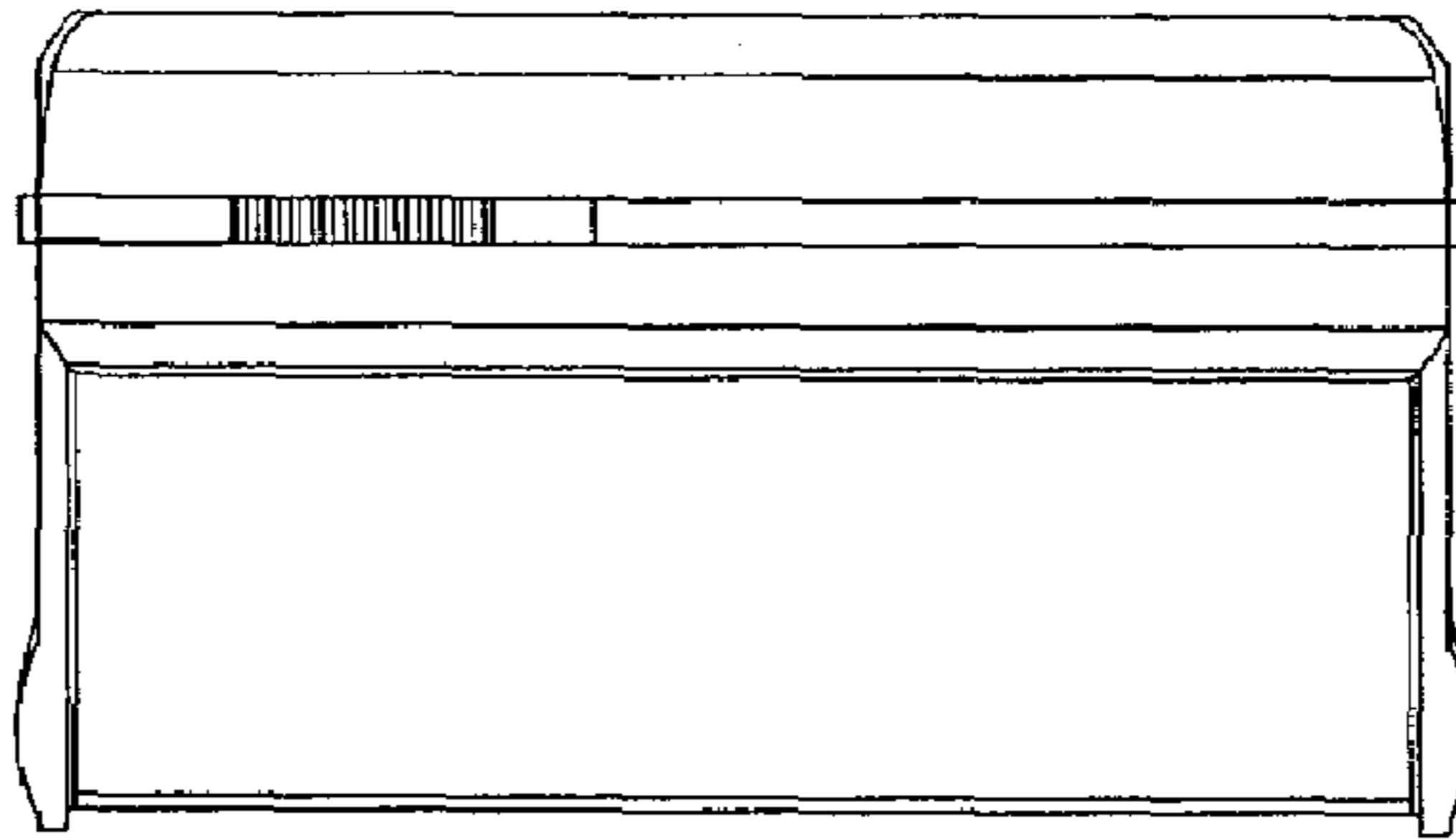


FIG. 13

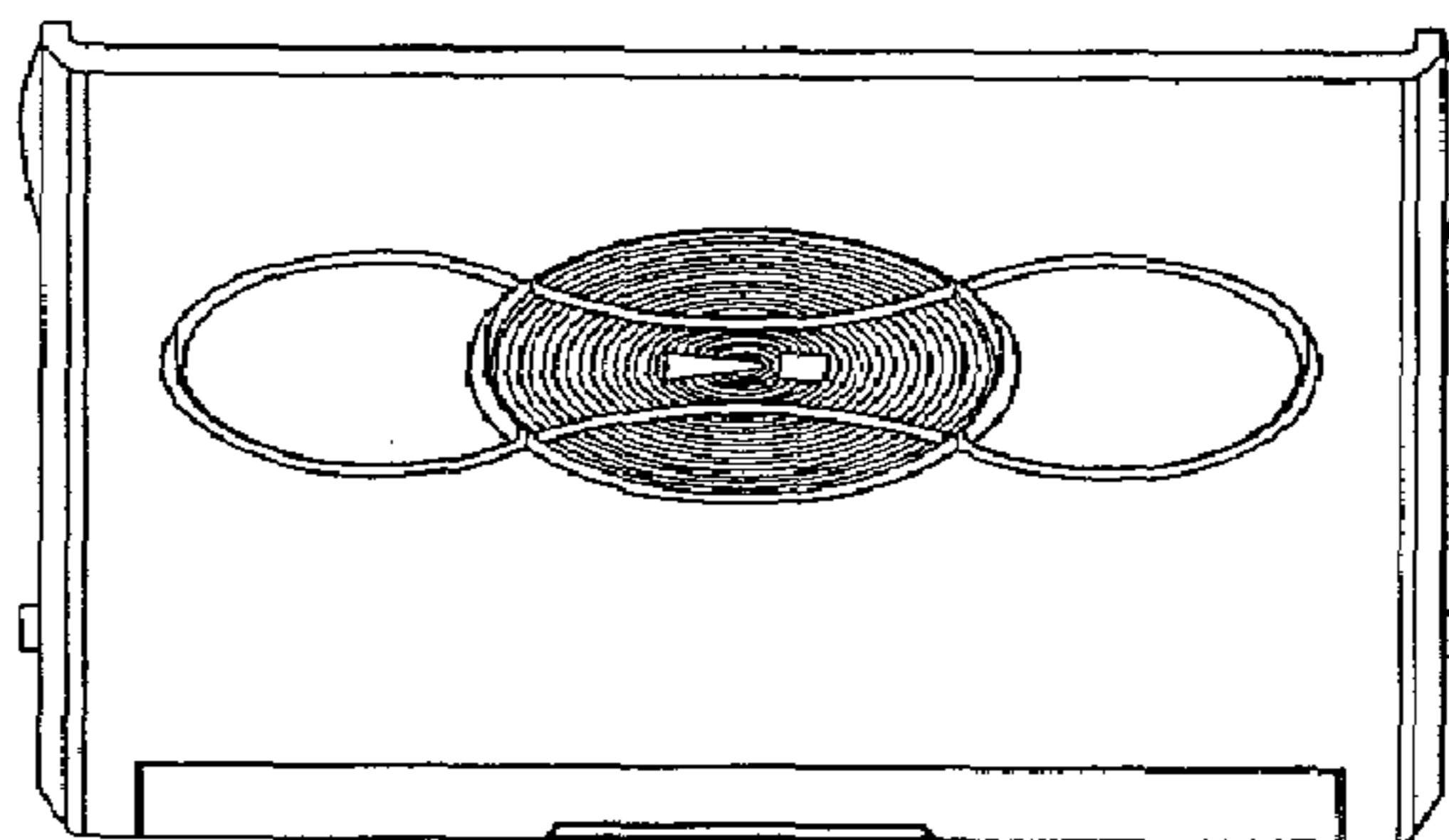


FIG. 14




FIG. 15




FIG. 16