

US00D594435S

(12) **United States Design Patent**
Chambers

(10) **Patent No.:** **US D594,435 S**

(45) **Date of Patent:** **** Jun. 16, 2009**

(54) **PORTABLE PHONE**

(75) Inventor: **Susanne Chambers**, Rancho Dominguez, CA (US)

(73) Assignee: **Samsung Electronics Co., Ltd.**, Suwon-Si (KR)

(**) Term: **14 Years**

(21) Appl. No.: **29/300,454**

(22) Filed: **Mar. 28, 2008**

(51) **LOC (9) Cl.** **14-03**

(52) **U.S. Cl.** **D14/138 AB**

(58) **Field of Classification Search** D14/138 AB,
D14/138 R, 496, 203.1-203.7, 341-347;
455/575.3

See application file for complete search history.

(56) **References Cited**

U.S. PATENT DOCUMENTS

D500,750 S *	1/2005	Arnholt et al.	D14/138 AB
D513,742 S *	1/2006	Arnholt et al.	D14/138 AB
D525,230 S *	7/2006	Kim et al.	D14/138 AB
D549,199 S *	8/2007	Sugiura	D14/138 AB
D553,601 S *	10/2007	Cho et al.	D14/138 AD
D554,094 S *	10/2007	Ribeiro et al.	D14/138 AB
D561,151 S *	2/2008	Kim et al.	D14/138 AB
D563,359 S *	3/2008	Kim et al.	D14/138 AB
D571,772 S *	6/2008	Kim et al.	D14/138 AB
D578,988 S *	10/2008	Chung et al.	D14/138 R
D580,386 S *	11/2008	Cho et al.	D14/138 R
D582,381 S *	12/2008	Hong et al.	D14/138 AB
D582,879 S *	12/2008	Chung et al.	D14/138 R

D582,884 S *	12/2008	Lee et al.	D14/138 AB
D583,351 S *	12/2008	Tkachuk	D14/138 AB
D584,265 S *	1/2009	Lee et al.	D14/138 AB
D585,412 S *	1/2009	Kim et al.	D14/138 AB
D585,415 S *	1/2009	Lim et al.	D14/138 AB
D587,671 S *	3/2009	Park et al.	D14/138 AD
2007/0199862 A1*	8/2007	Kim et al.	206/722

OTHER PUBLICATIONS

LG KG245 telephone, announced Apr. 2006, [online], [site visited Mar. 17, 2009]. Available from Internet ,<URL: <http://www.gsmarena.com>>.*

* cited by examiner

Primary Examiner—Jeffrey D Asch

(74) *Attorney, Agent, or Firm*—Staas & Halsey LLP

(57) **CLAIM**

The ornamental design for a portable phone, as shown and described.

DESCRIPTION

FIG. 1 is a perspective view of a portable phone;
FIG. 2 is a front view of the portable phone of FIG. 1;
FIG. 3 is a rear view of the portable phone of FIG. 1;
FIG. 4 is a left-side view of the portable phone of FIG. 1;
FIG. 5 is a right-side view of the portable phone of FIG. 1;
FIG. 6 is a top plan view of the portable phone of FIG. 1;
FIG. 7 is a bottom plan view of the portable phone of FIG. 1;
and,
FIG. 8 is a front open view of the portable phone of FIG. 1.

1 Claim, 5 Drawing Sheets

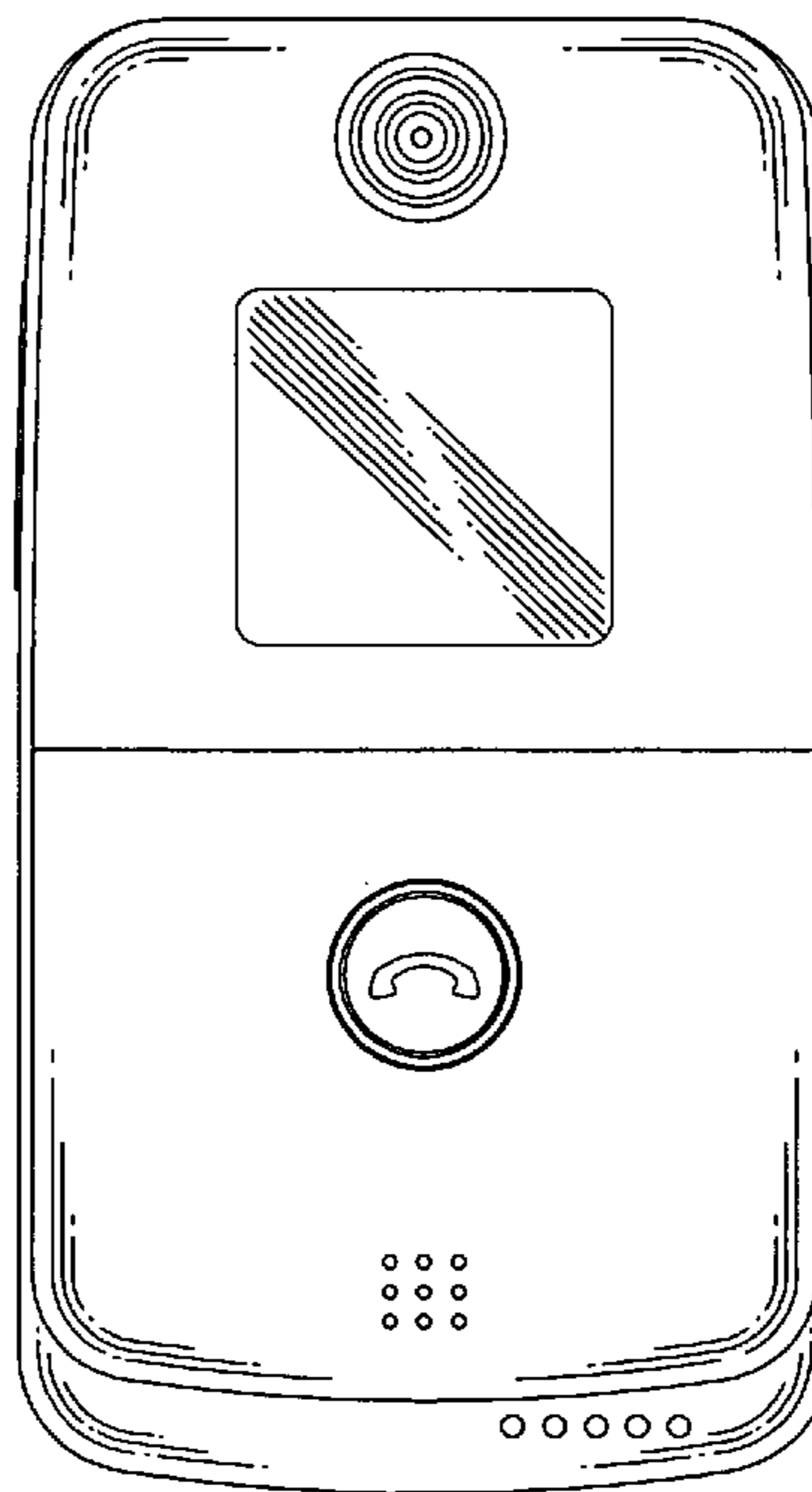
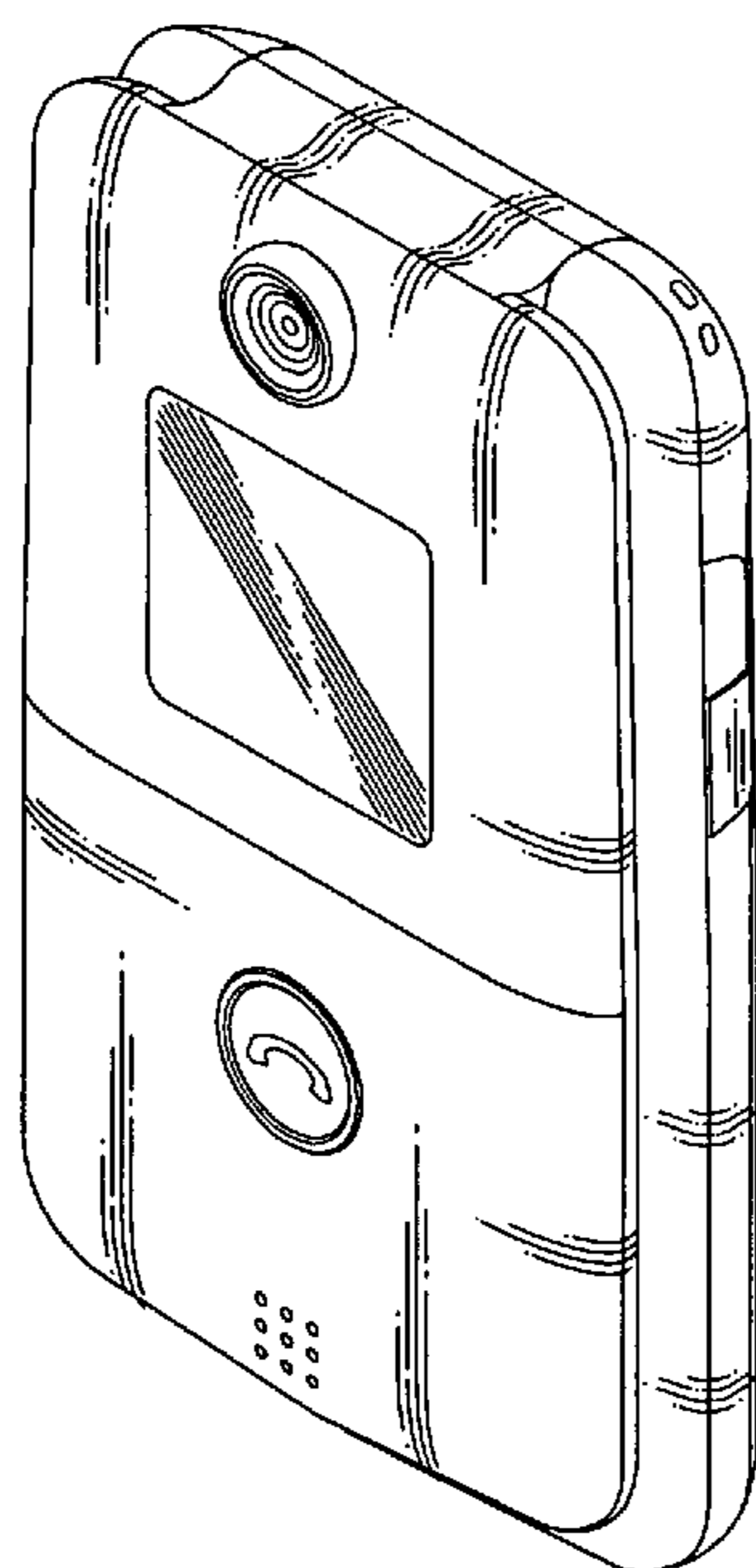


FIG. 1

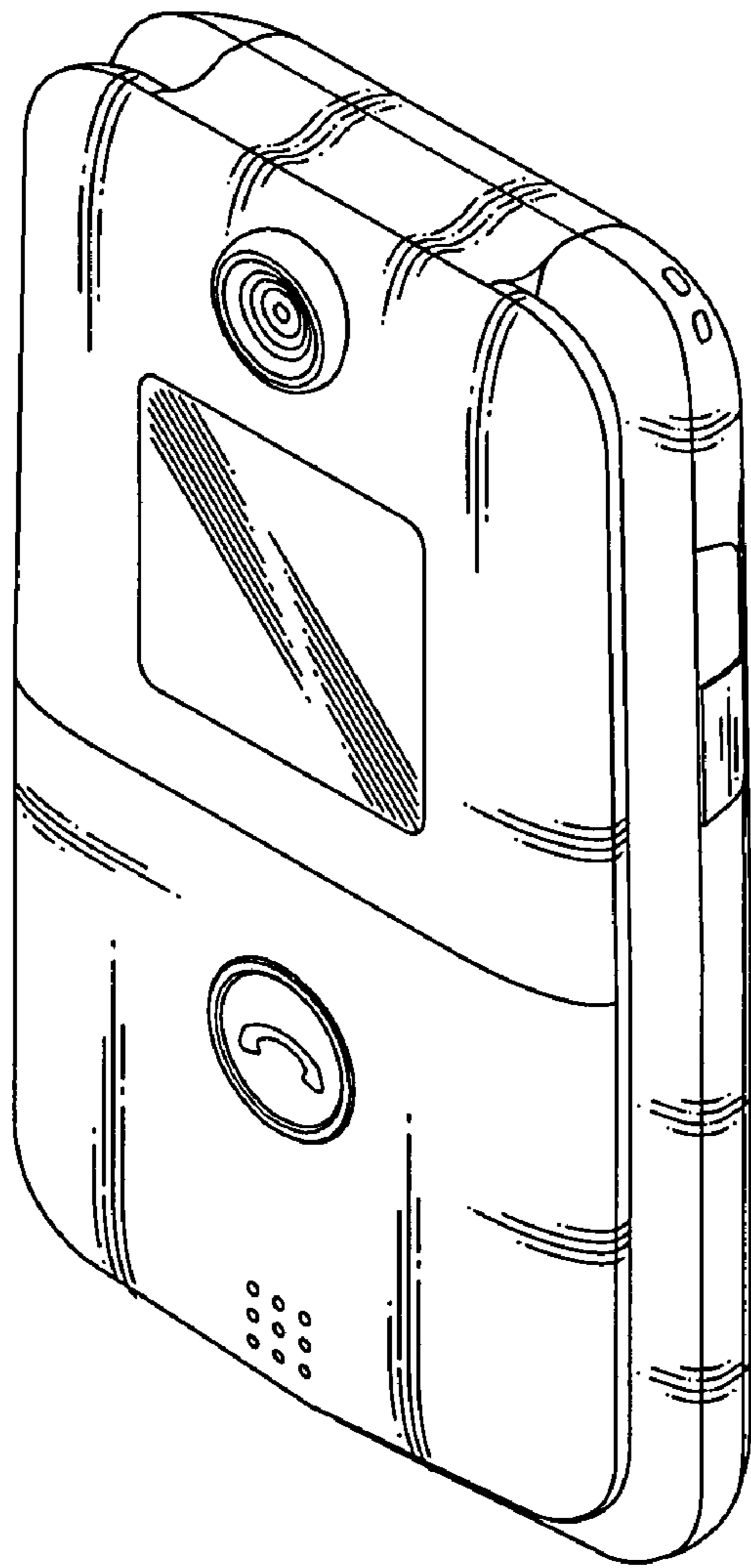


FIG. 2

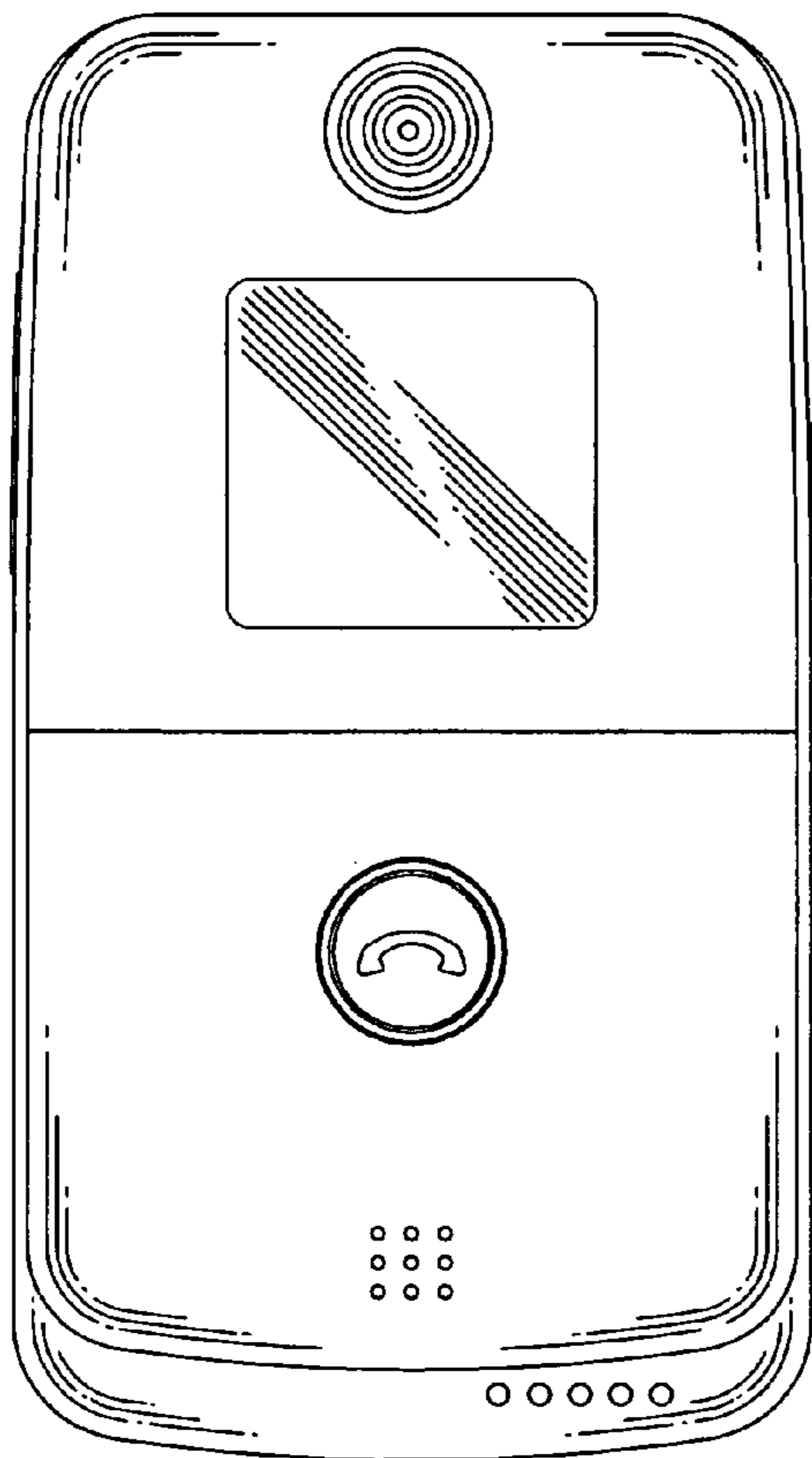


FIG. 3




FIG. 4

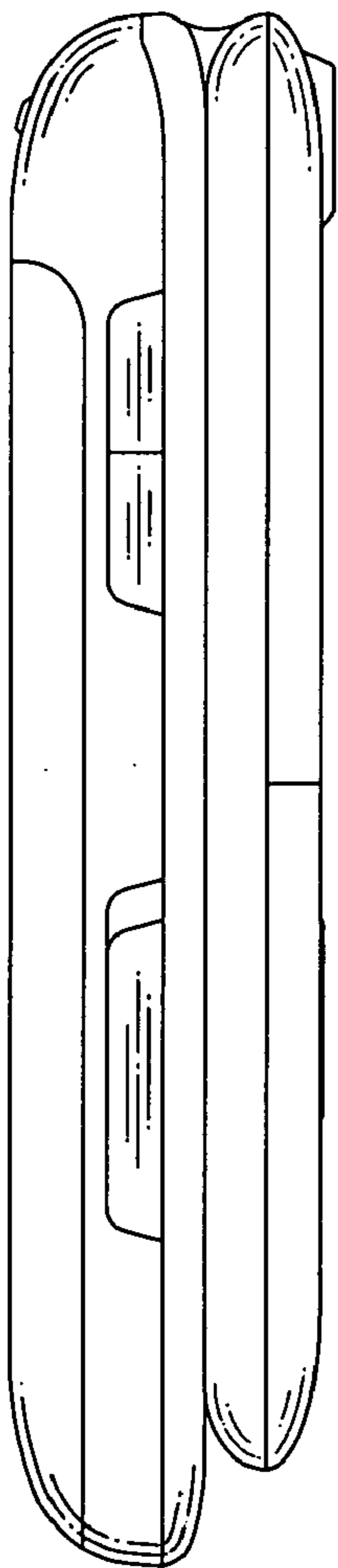


FIG. 5

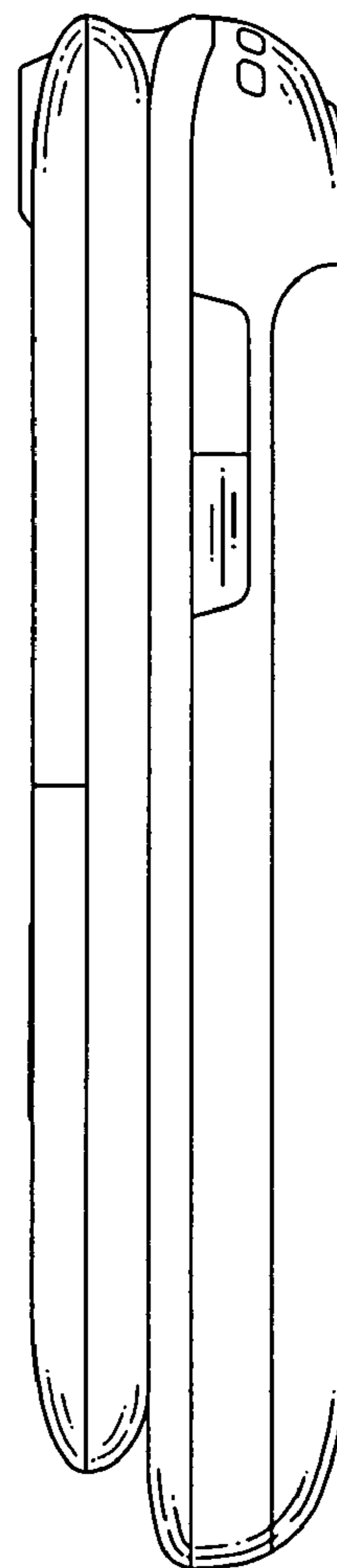


FIG. 6




FIG. 7

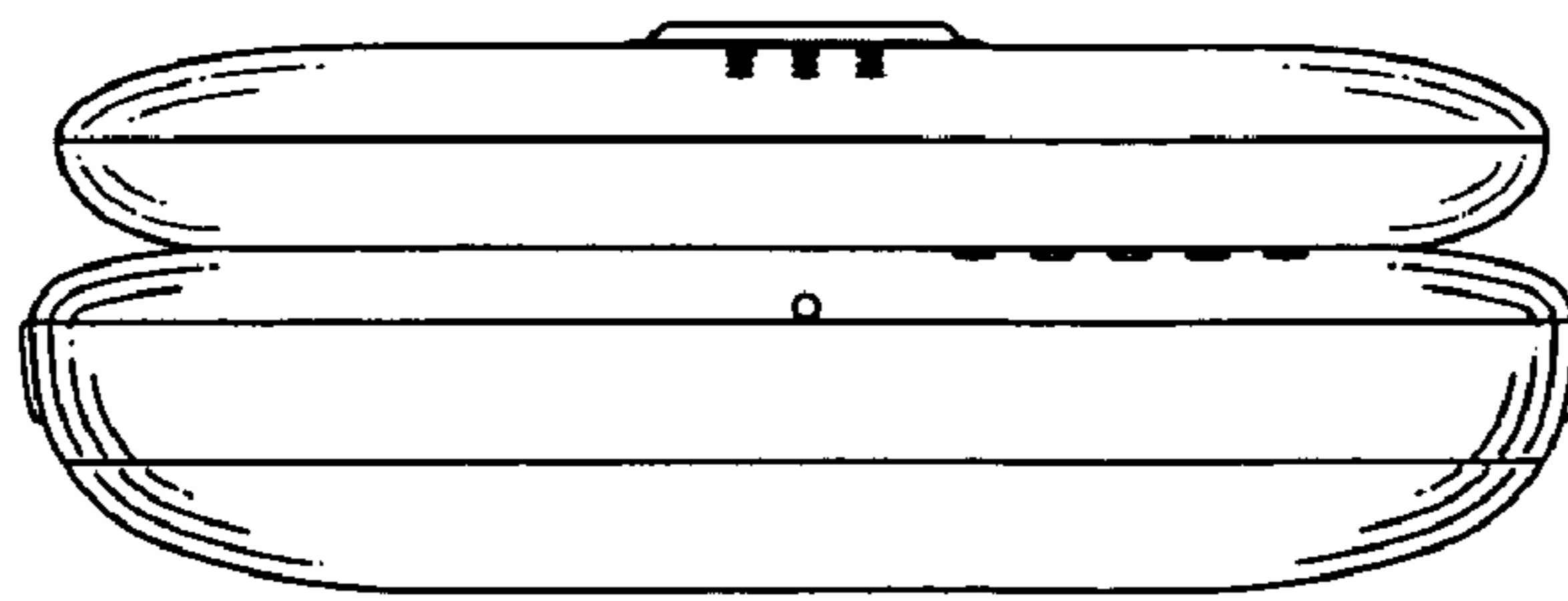


FIG. 8

