

US00D594432S

(12) **United States Design Patent**  
**Yoon et al.**

(10) **Patent No.:** **US D594,432 S**  
(45) **Date of Patent:** **\*\* Jun. 16, 2009**

(54) **PORTABLE TELEPHONE**

7,127,277 B2 \* 10/2006 Shiue et al. .... 455/575.3  
D566,077 S \* 4/2008 Kim et al. .... D14/138 AB

(75) Inventors: **Joon Ki Yoon**, Seoul (KR); **Hyun Seop Kim**, Kyungki-Do (KR); **Chang Hwan Hwang**, Kyunggi-do (KR)

(Continued)

**FOREIGN PATENT DOCUMENTS**

(73) Assignee: **Samsung Electronics Co., Ltd.** (KR)

WO DM/067683 \* 3/2006

**OTHER PUBLICATIONS**

(\*\*) Term: **14 Years**

Samsung D550 telephone, announced Jun. 2005, [online], [retrieved on Sep. 15, 2006], Retrieved from Internet, <URL: http://www.gsmarena.com>.\*

(21) Appl. No.: **29/235,238**

NEC N840 telephone, announced 4<sup>th</sup> Quarter 2004, [online], [retrieved on Jan. 22, 2007]. Retrieved from Internet, <URL: http://www.gsmarena.com>.\*

(22) Filed: **Jul. 29, 2005**

(30) **Foreign Application Priority Data**

May 26, 2005 (KR) ..... 30-2005-0017643

*Primary Examiner*—Jeffrey D Asch

(74) *Attorney, Agent, or Firm*—Irving Keschner

(51) **LOC (9) Cl.** ..... **14-03**

(57) **CLAIM**

(52) **U.S. Cl.** ..... **D14/138 AB**

The ornamental design for portable telephone, as shown.

(58) **Field of Classification Search** ..... D14/191,  
D14/138, 147-148, 247-248, 144, 496, 156,  
D14/341-347; 379/433.01-433.13; 455/575.3,  
455/566, 575.1, 556.1, 556.2, 90.3; D21/517;  
D16/208

**DESCRIPTION**

See application file for complete search history.

FIG. 1 is a perspective view of the ornamental design of the present invention;

FIG. 2 is a front elevational view of the ornamental design of the present invention;

(56) **References Cited**

**U.S. PATENT DOCUMENTS**

- D383,731 S \* 9/1997 Mieki et al. .... D14/345
- D430,566 S \* 9/2000 Chu et al. .... D14/345
- 6,728,557 B1 \* 4/2004 Tracy et al. .... 455/575.3
- D493,440 S \* 7/2004 Chou et al. .... D14/138
- D496,016 S \* 9/2004 Hoo ..... D14/138
- D496,636 S \* 9/2004 Lodato et al. .... D9/707
- 6,839,576 B2 \* 1/2005 Aagaard et al. .... 455/575.1
- D501,838 S \* 2/2005 Kim et al. .... D14/138
- D508,029 S \* 8/2005 Lee ..... D14/138
- D521,480 S \* 5/2006 Ou et al. .... D14/138
- D524,787 S \* 7/2006 Watanabe et al. .... D14/138

FIG. 3 is a rear elevational view of the ornamental design of the present invention;

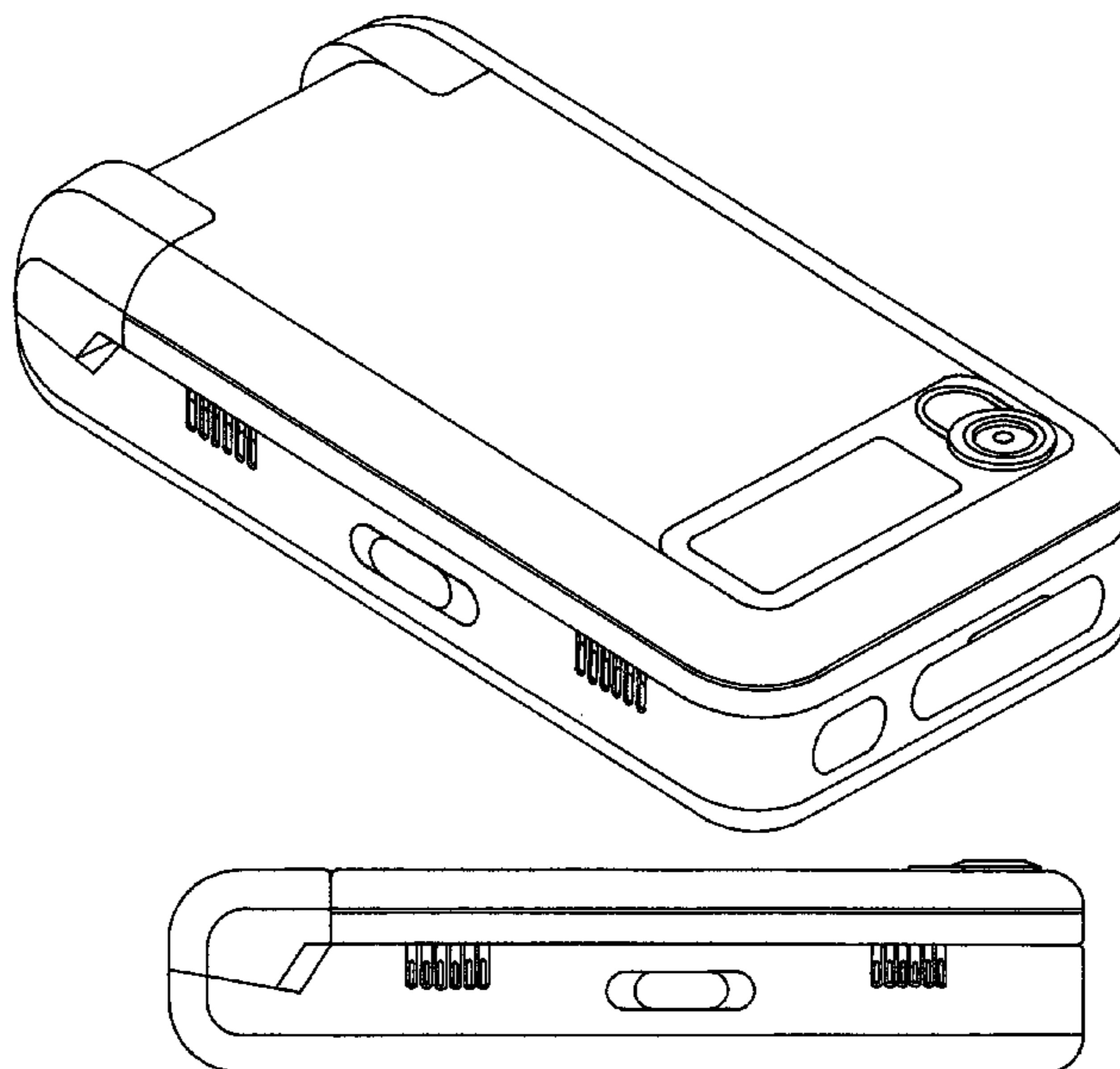
FIG. 4 is a left side elevational view of the ornamental design of the present invention;

FIG. 5 is a right side elevational view of the ornamental design of the present invention;

FIG. 6 is a top plan view of the ornamental design of the present invention; and,

FIG. 7 is a bottom view of the ornamental design of the present invention.

**1 Claim, 4 Drawing Sheets**



# US D594,432 S

Page 2

---

## U.S. PATENT DOCUMENTS

2002/0173340	A1*	11/2002	Watanabe	.....	455/556				
2003/0092401	A1*	5/2003	Ikeuchi	.....	455/90				
2003/0125079	A1*	7/2003	Park et al.	.....	455/556				
2004/0224732	A1*	11/2004	Lee et al.	.....	455/575.3				
2005/0113156	A1*	5/2005	Park et al.	.....	455/575.4				
2005/0219067	A1*	10/2005	Chung	.....	341/22				
2005/0245296	A1*	11/2005	Hong et al.	.....	455/575.3				
2005/0261041	A1*	11/2005	Im	.....	455/575.3				
2005/0282596	A1*	12/2005	Park et al.	.....	455/575.3				
2006/0019728	A1*	1/2006	Sakamoto et al.	.....	455/575.3				
2006/0135225	A1*	6/2006	Lin et al.	.....	455/575.3				
2006/0135226	A1*	6/2006	Won et al.	.....	455/575.3				
2006/0148542	A1*	7/2006	Oliver	.....	455/575.3				
2006/0154702	A1*	7/2006	Kang et al.	.....	455/575.3				

\* cited by examiner

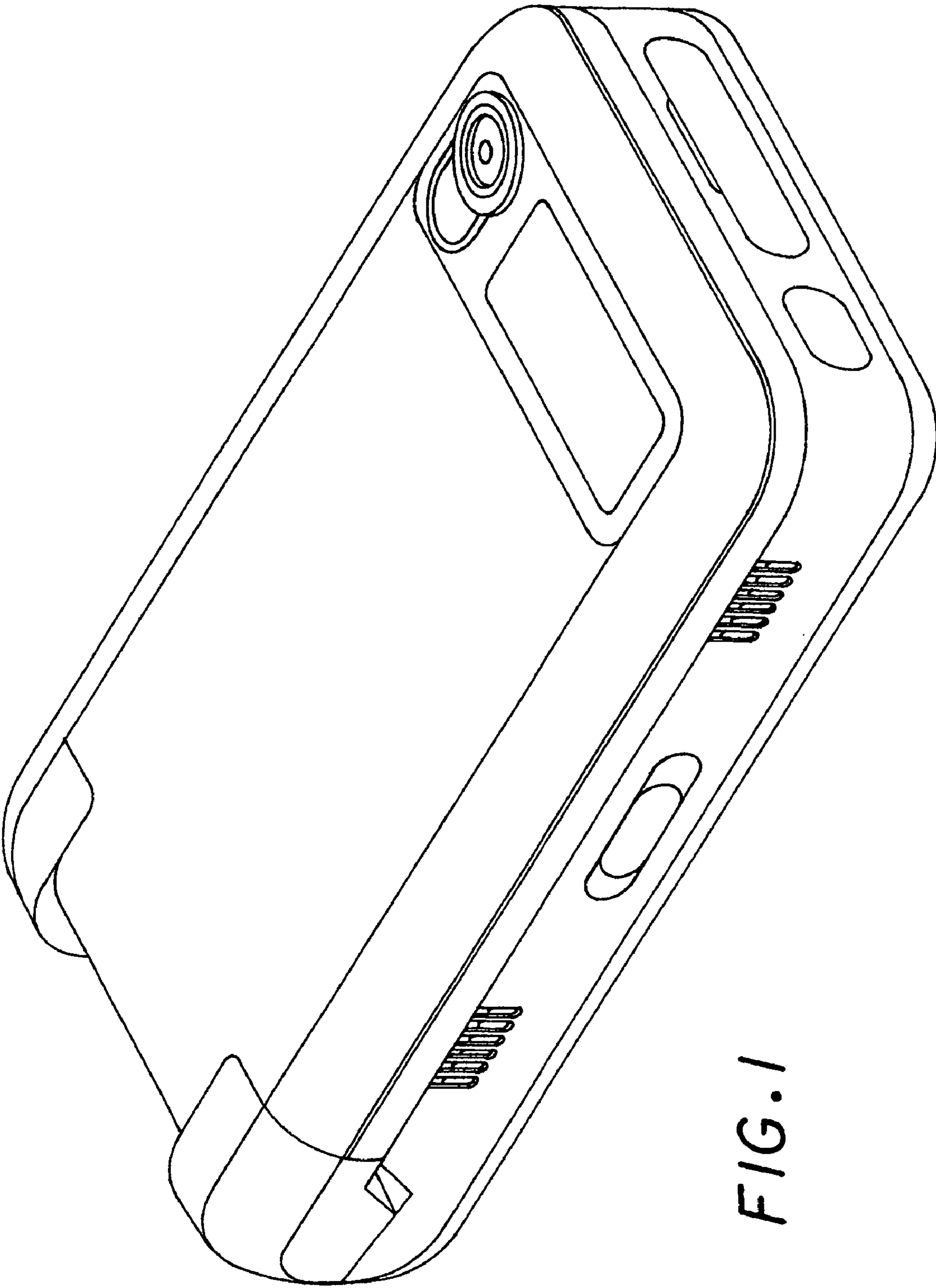
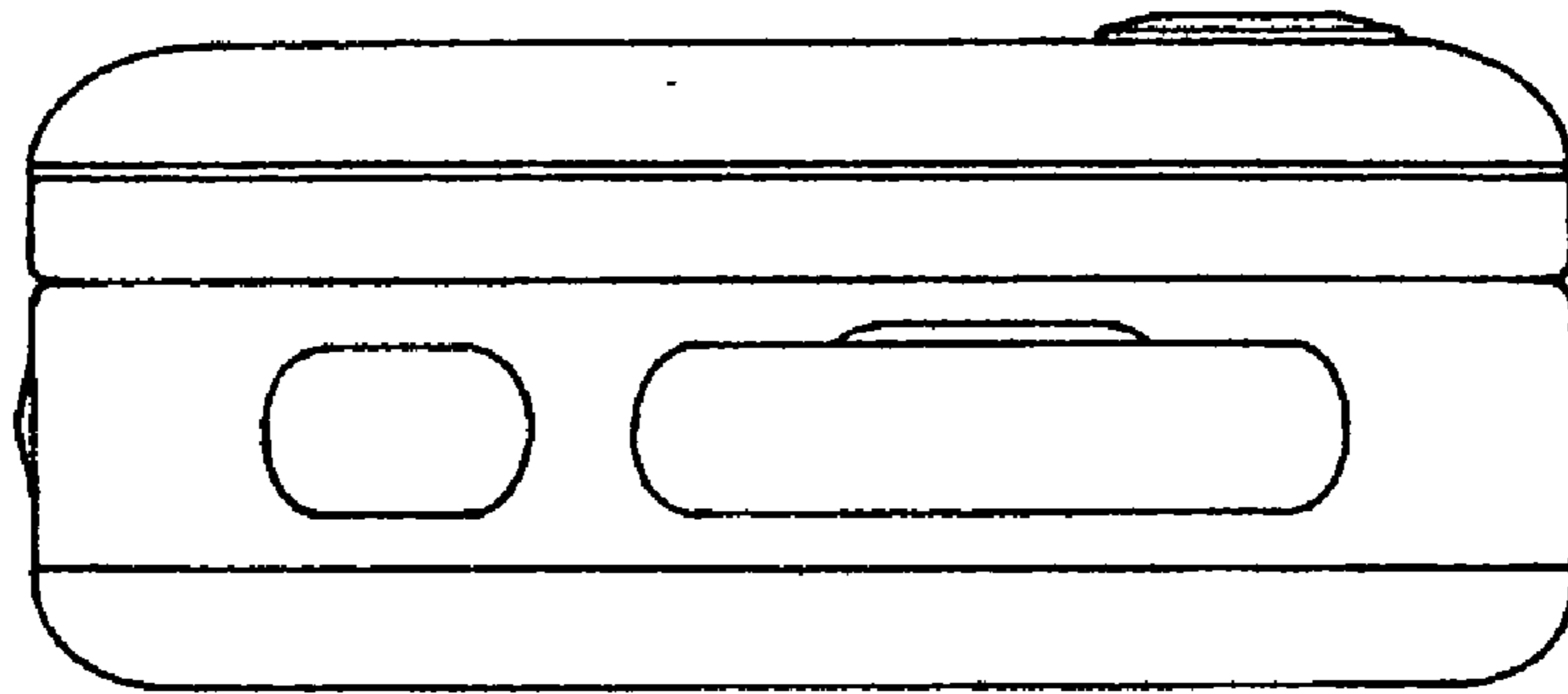



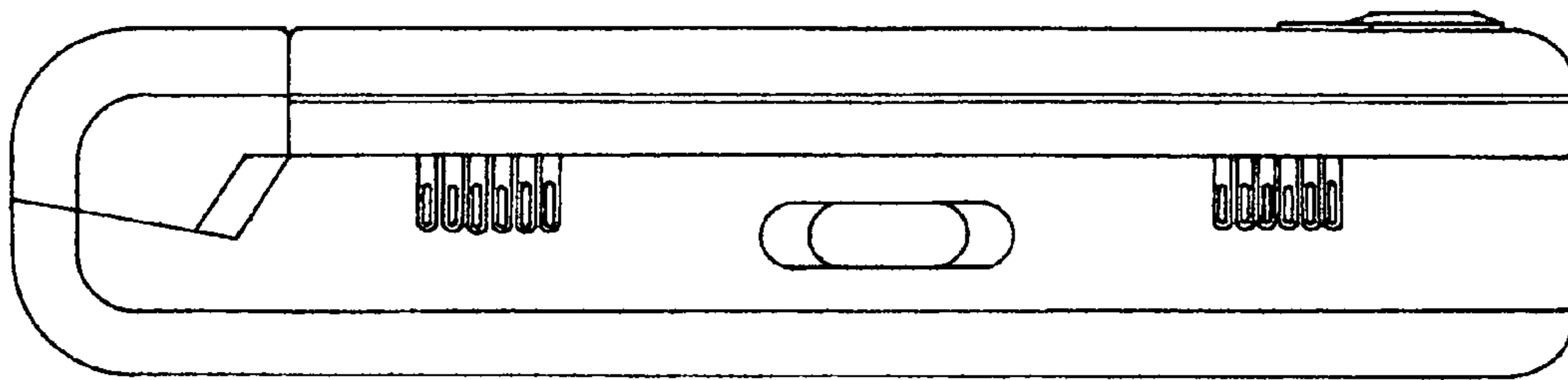
FIG. 1



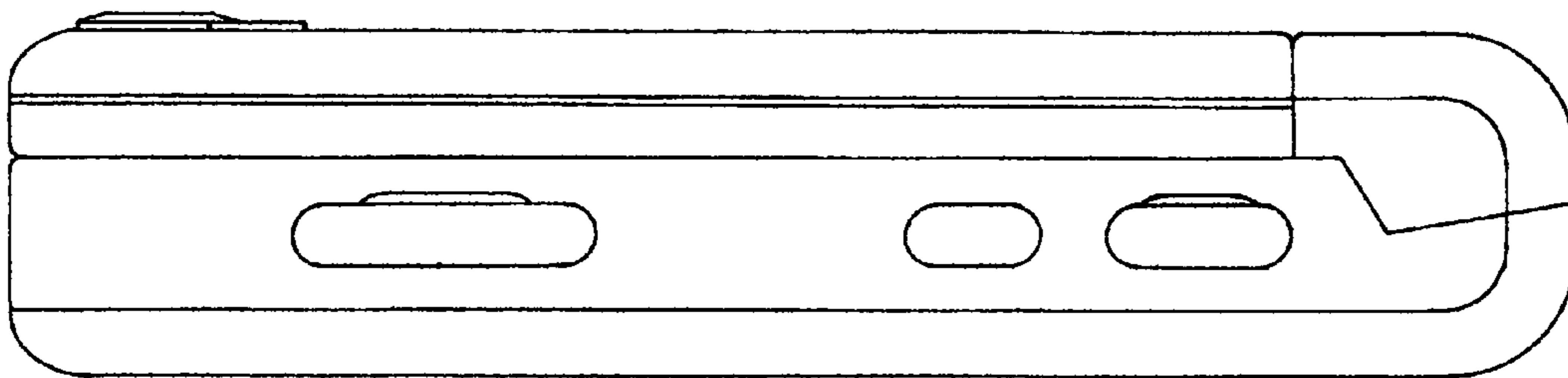
*FIG. 2*




*FIG. 3*




*FIG. 4*



*FIG. 5*



*FIG. 6*



*FIG. 7*