



US00D594431S

(12) **United States Design Patent**  
**Vitito**

(10) **Patent No.:** **US D594,431 S**  
(45) **Date of Patent:** **\*\* Jun. 16, 2009**

(54) **MOBILE ENTERTAINMENT SYSTEM**

(76) Inventor: **Christopher J. Vitito**, 514 Longmeadow St., Celebration, FL (US) 34747

(\*\*) Term: **14 Years**

(21) Appl. No.: **29/318,400**

(22) Filed: **May 20, 2008**

(51) **LOC (9) Cl.** ..... **14-03**

(52) **U.S. Cl.** ..... **D14/129**

(58) **Field of Classification Search** ..... D14/125-134, D14/239, 371, 136, 374-377, 440, 450, 448, D14/336, 342; 312/7.2; 348/836, 838, 180, 348/184, 325, 739; 341/12; 248/917-924, 248/465; 345/104, 133, 156, 168, 87, 173; 720/605, 669, 600, 655; 369/99, 197; 455/344, 455/347; D21/329, 515, 577, 622, 333, 433, D21/448, 452, 450, 331; D6/477, 479; 273/148 B; 446/484, 175, 356; D10/15, 26

See application file for complete search history.

(56) **References Cited**

**U.S. PATENT DOCUMENTS**

5,713,633	A *	2/1998	Lu	.....	297/364
6,250,967	B1 *	6/2001	Chu	.....	439/668
D457,504	S	5/2002	Hori et al.		
6,409,242	B1	6/2002	Chang		
D469,413	S	1/2003	To et al.		
6,669,285	B1	12/2003	Park et al.		

D515,522	S *	2/2006	Vitito	.....	D14/126
D539,768	S	4/2007	Vitito		
D559,808	S	1/2008	Vitito		
D564,991	S *	3/2008	Vitito	.....	D14/129
2002/0140632	A1	10/2002	Shah		
2004/0004378	A1	1/2004	Park et al.		
2004/0032543	A1 *	2/2004	Chang	.....	348/837
2004/0227861	A1	11/2004	Schedivy		
2006/0070103	A1	3/2006	Vitito		
2006/0148577	A1	7/2006	Vitito		
2006/0258441	A1	11/2006	Vitito		
2006/0284435	A1	12/2006	Vitito		

\* cited by examiner

*Primary Examiner*—Raphael Barkai  
(74) *Attorney, Agent, or Firm*—Welsh & Flaxman LLC

(57) **CLAIM**

The ornamental design for a mobile entertainment system, as shown and described.

**DESCRIPTION**

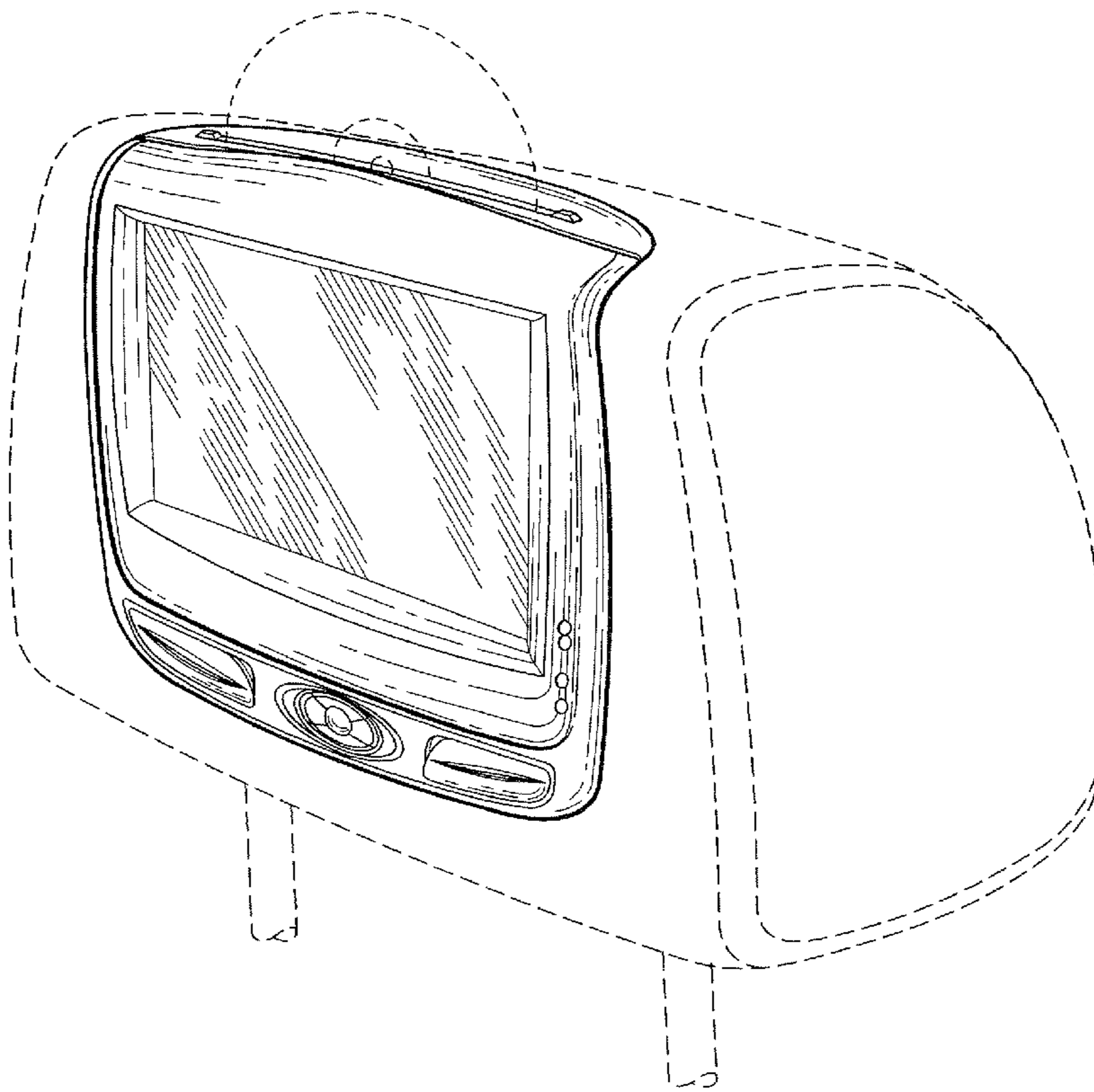
FIG. 1 is a perspective view of a mobile entertainment system showing my new design.

FIG. 2 is a front plan view of thereof; and,

FIG. 3 is a top plan view of thereof.

The broken lines in the drawings are for the purpose of showing environmental structure and do not form part of the design to be patented.

**1 Claim, 3 Drawing Sheets**



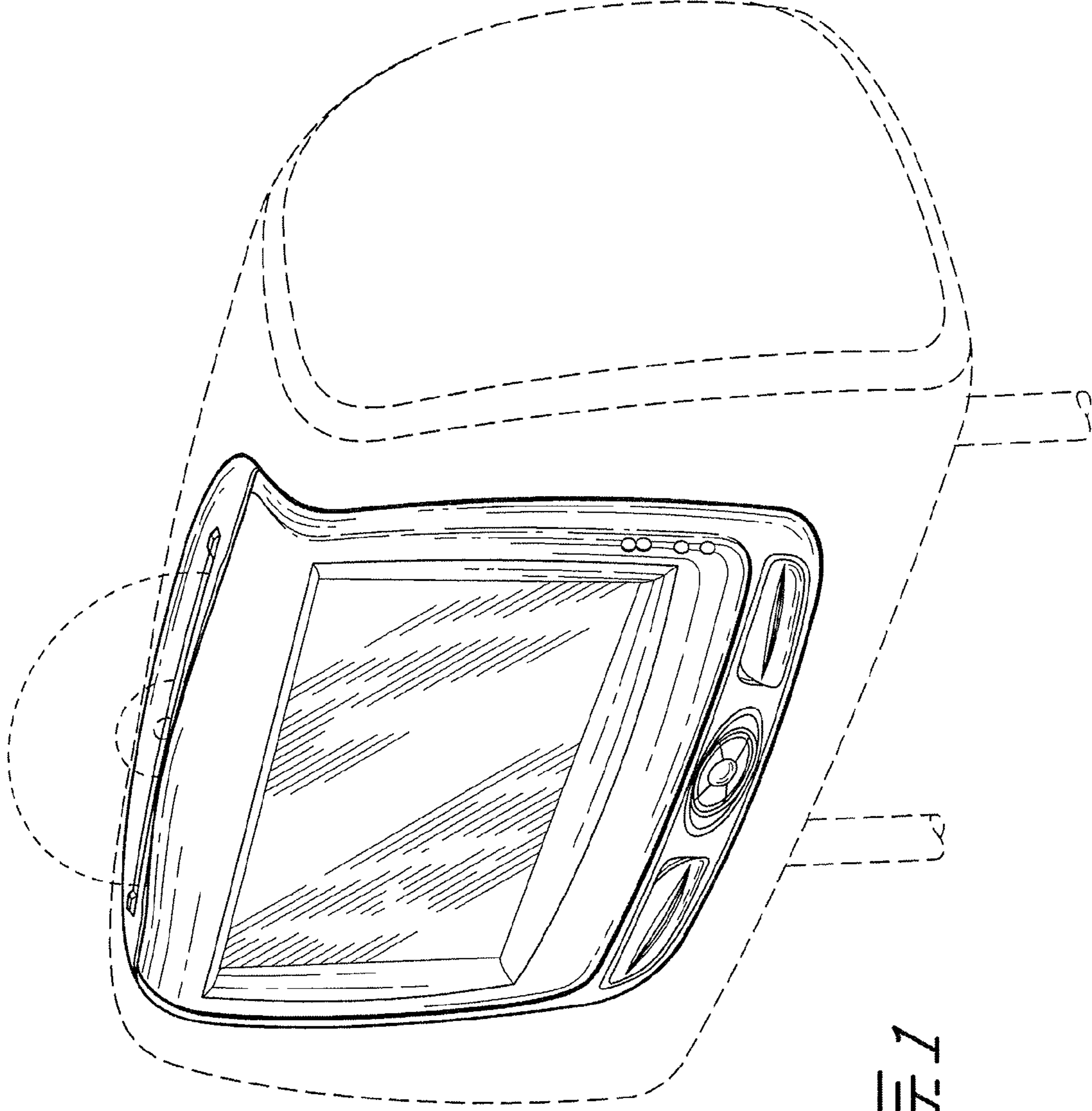


FIG. 1

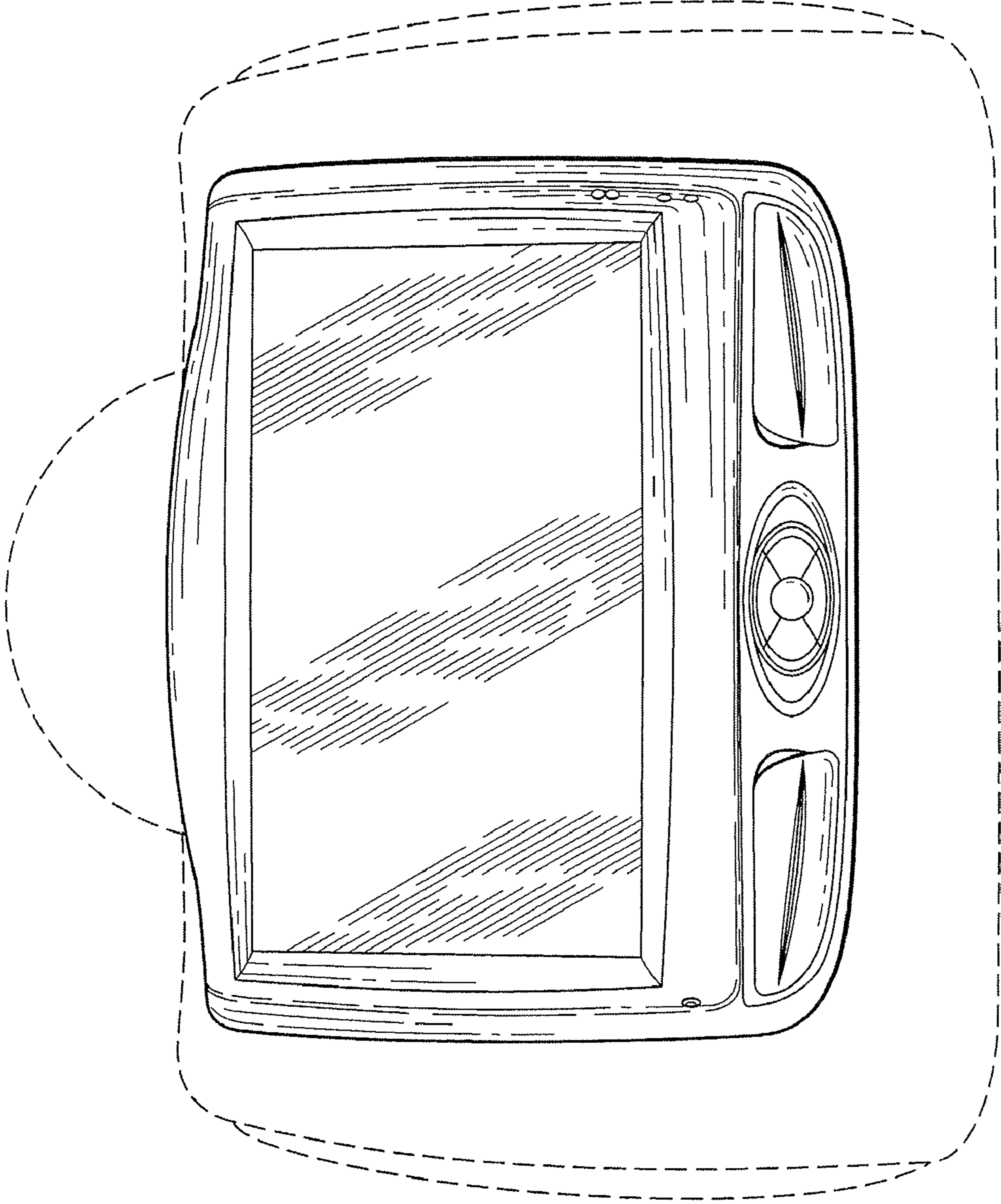


FIG. 2

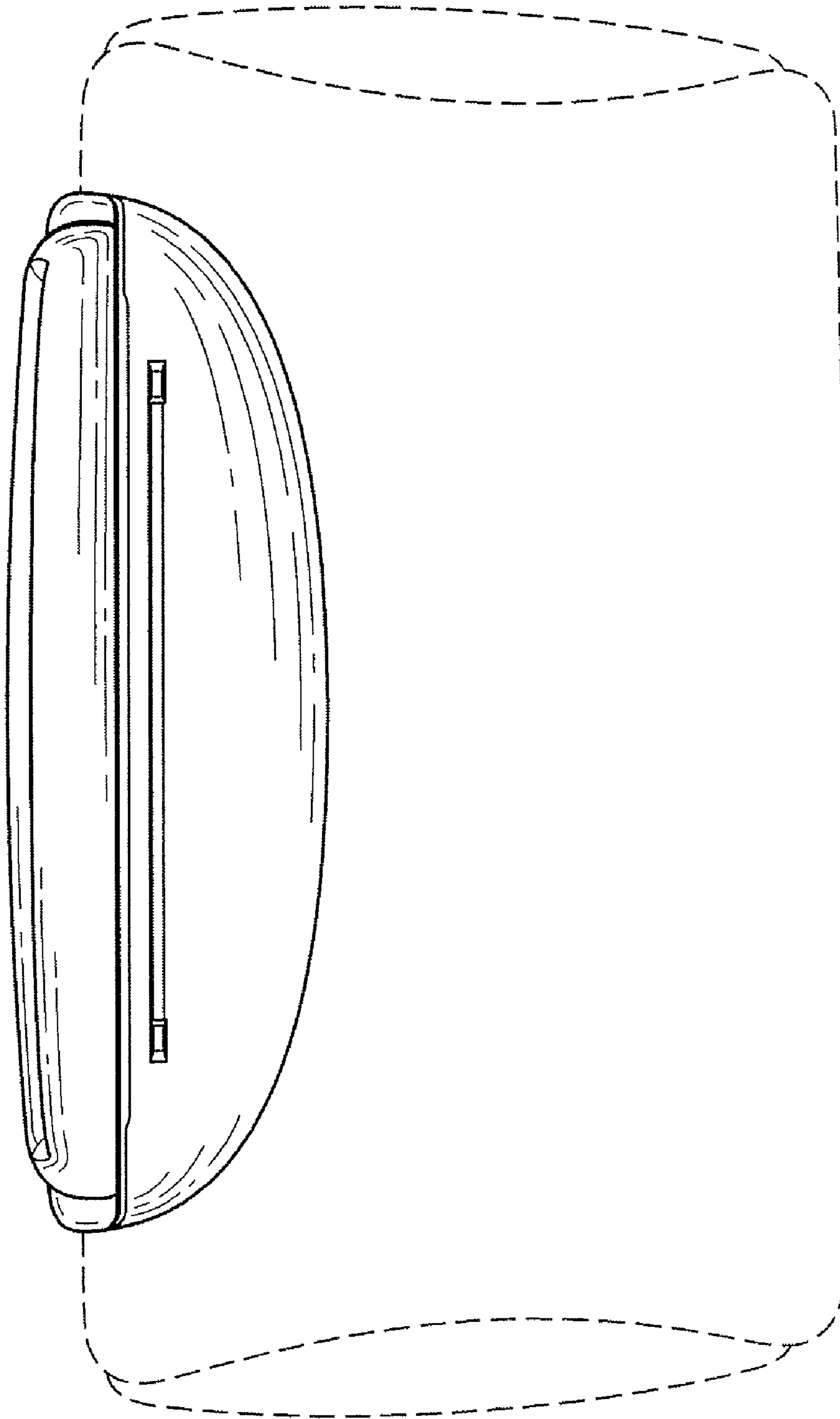


FIG. 3