

US00D594429S

(12) **United States Design Patent**
Chiu

(10) **Patent No.:** **US D594,429 S**
(45) **Date of Patent:** **** Jun. 16, 2009**

(54) **DISPLAY**

D531,145 S * 10/2006 Padain D14/126
D560,624 S * 1/2008 Lee D14/126
D576,120 S * 9/2008 Lin D14/126

(75) Inventor: **Yi-Chung Chiu**, Taoyuan County (TW)

(73) Assignee: **Hannspree, Inc.**, Taipei (TW)

(**) Term: **14 Years**

* cited by examiner

(21) Appl. No.: **29/328,569**

Primary Examiner—Raphael Barkai
(74) *Attorney, Agent, or Firm*—Ming Chow; Sinorica, LLC

(22) Filed: **Nov. 26, 2008**

(57) **CLAIM**

(51) **LOC (9) Cl.** **14-03**

(52) **U.S. Cl.** **D14/126**

(58) **Field of Classification Search** D14/125–134,
D14/239, 371, 136, 374–377, 440, 450, 448,
D14/336, 342; 312/7.2; 348/836, 838, 180,
348/184, 325, 739; 341/12; 248/917–924,
248/465; 345/104, 133, 156, 168, 87, 173;
720/605, 669, 600, 655; 369/99, 197; 455/344,
455/347; D21/329, 515, 577, 622, 333, 433,
D21/448, 452, 450, 331; D6/477, 479; 273/148 B;
446/484, 175, 356; D10/15, 26

The ornamental design for a display, as shown and described.

See application file for complete search history.

DESCRIPTION


(56) **References Cited**

FIG. 1 is a perspective view thereof;
FIG. 2 is a front elevational view thereof;
FIG. 3 is a rear elevational view thereof;
FIG. 4 is a left side elevational view thereof;
FIG. 5 is a right side elevational view thereof;
FIG. 6 is a top plan view thereof; and,
FIG. 7 is a bottom plan view thereof.

U.S. PATENT DOCUMENTS

D529,001 S * 9/2006 Hoehn et al. D14/126

1 Claim, 7 Drawing Sheets






FIG 1




FIG 2




FIG 3

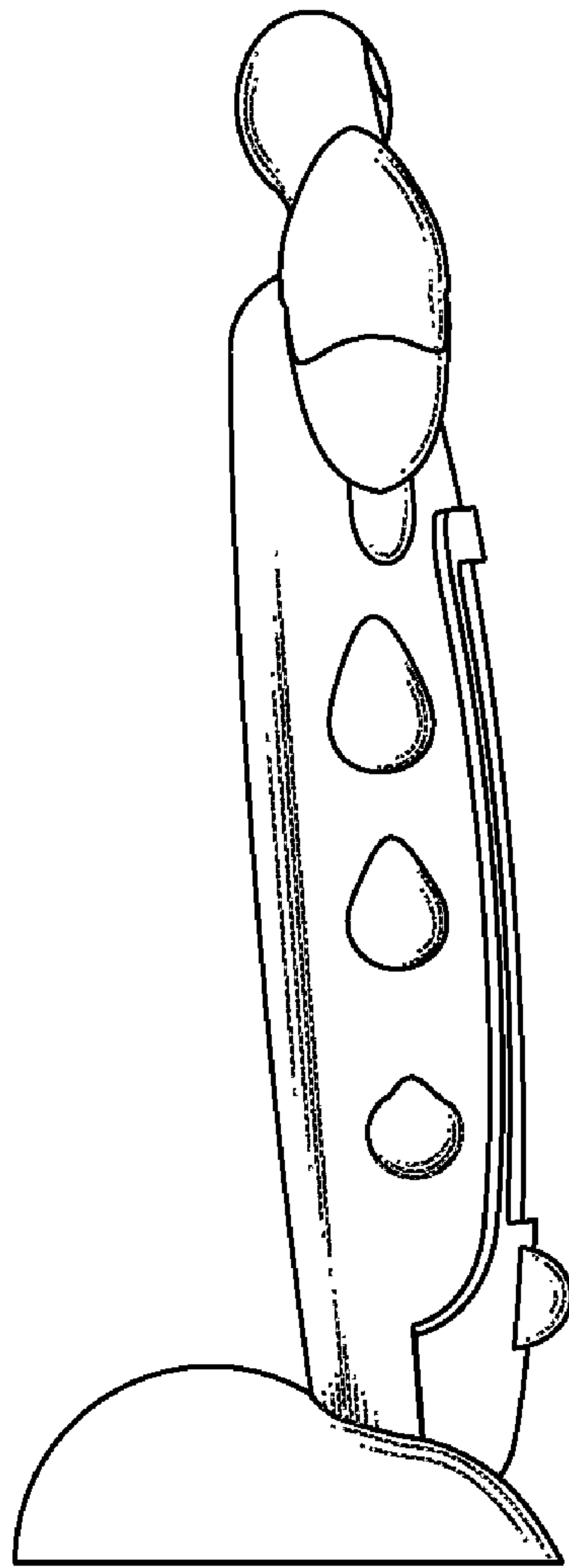


FIG. 4

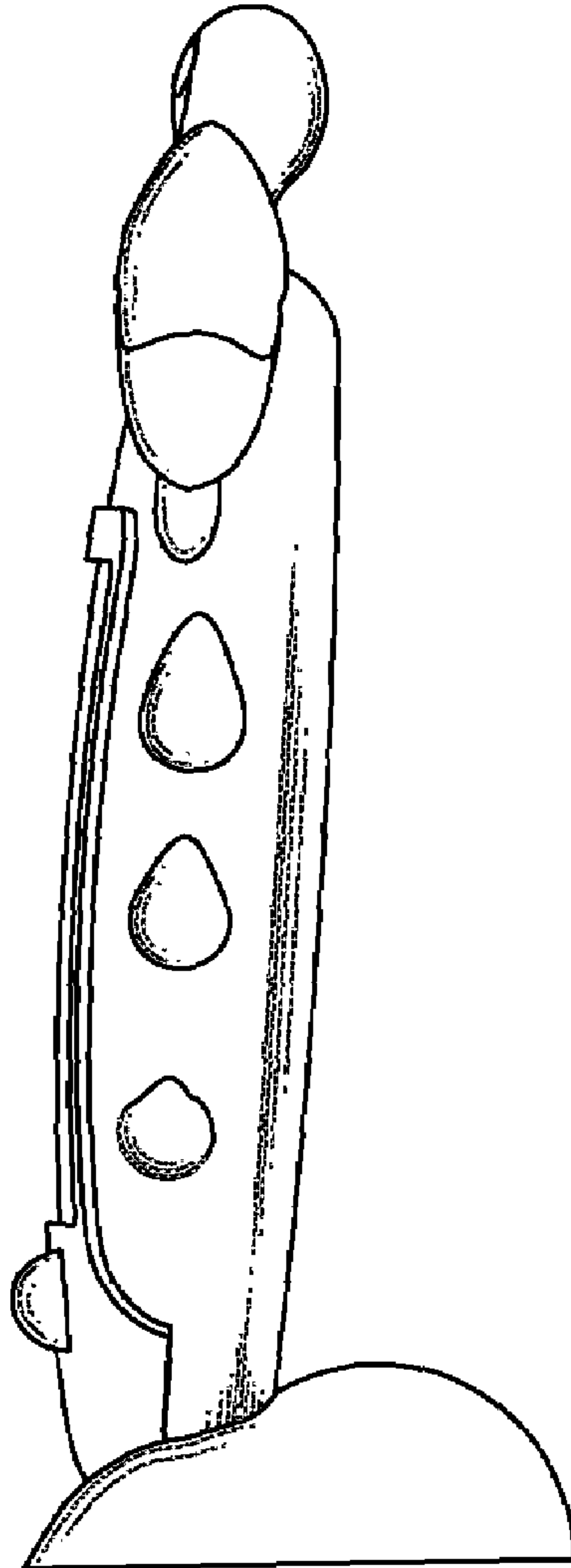


FIG. 5

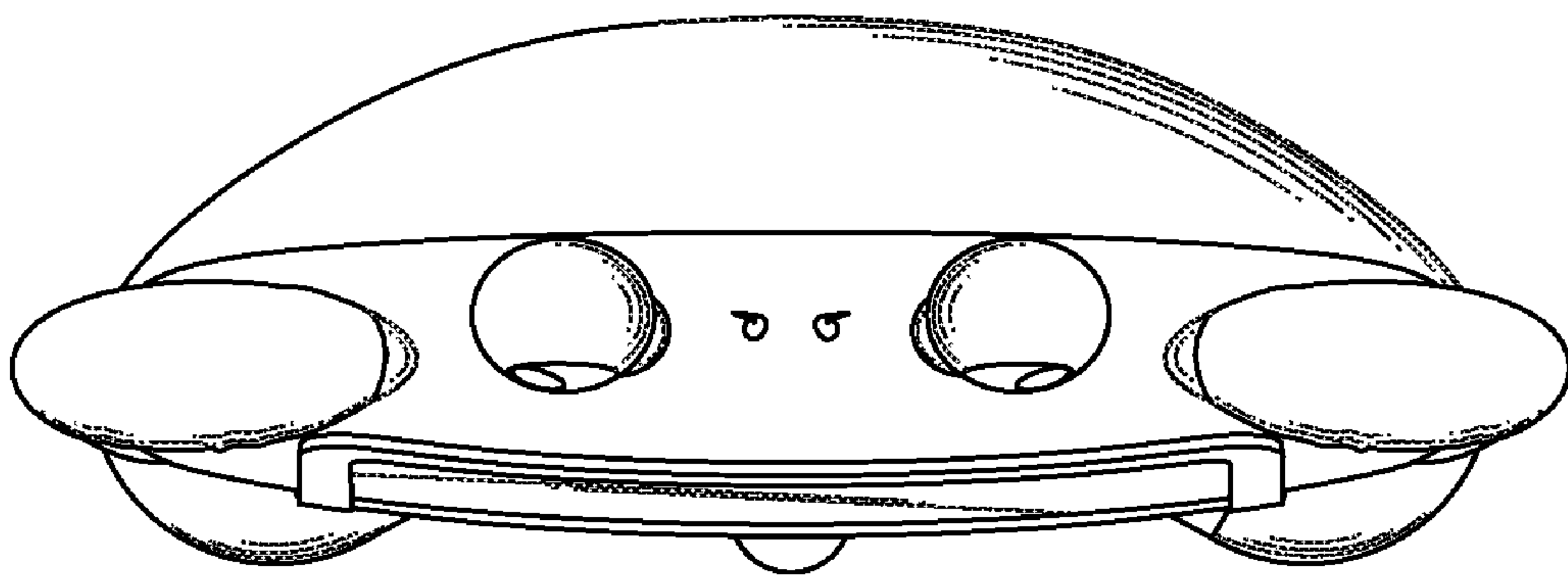


FIG. 6

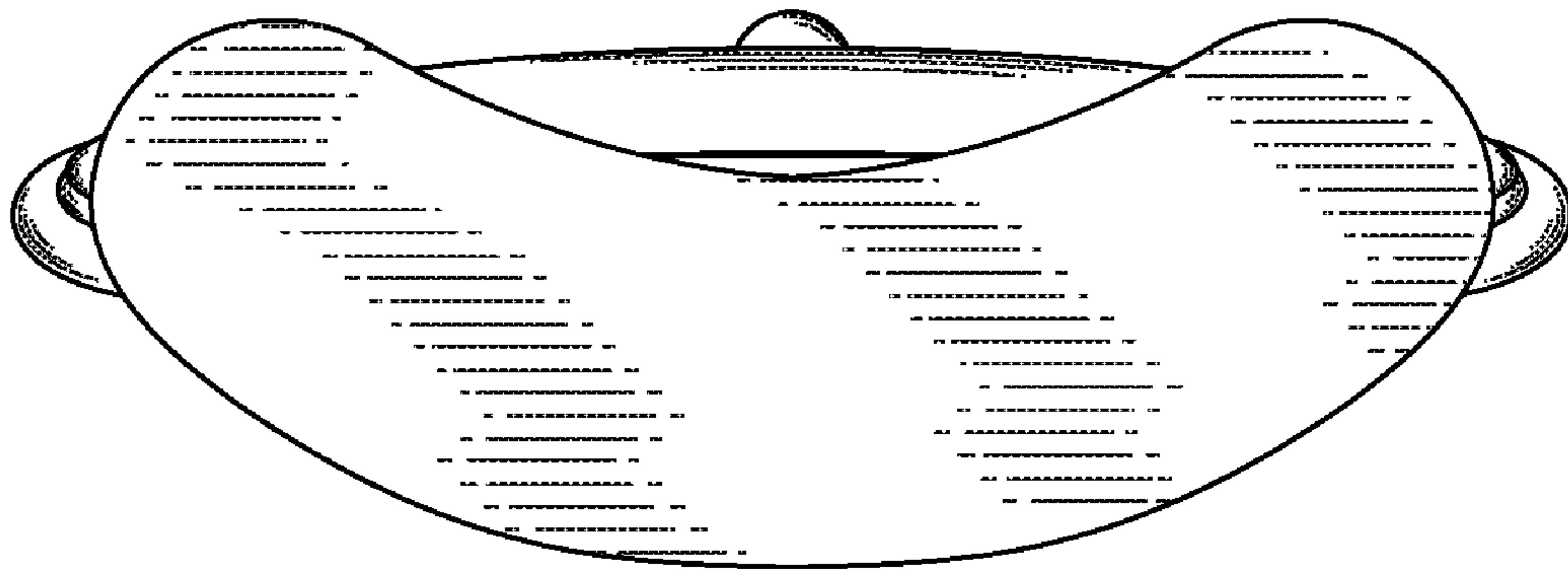


FIG. 7