

US00D594412S

(12) **United States Design Patent**
Ueki et al.

(10) **Patent No.:** **US D594,412 S**
(45) **Date of Patent:** **** Jun. 16, 2009**

(54) **POWER TRANSMITTER COIL FOR CONTACTLESS CHARGING**

D469,500 S * 1/2003 Hoo D22/122

FOREIGN PATENT DOCUMENTS

(75) Inventors: **Takashi Ueki**, Yonezawa (JP); **Teruo Tamada**, Yonezawa (JP)

JP D1303286 H 6/2007

OTHER PUBLICATIONS

(73) Assignee: **Yonezawa Electric Wire Co., Ltd.**, Yamagata-ken (JP)

Japanese Patent Office, Office Action in Japanese Patent Application No. 2006-006549 dated Oct. 3, 2007.

(**) Term: **14 Years**

* cited by examiner

(21) Appl. No.: **29/284,729**

Primary Examiner—Prabhakar Deshmukh

Assistant Examiner—Derrick Holland

(22) Filed: **Sep. 14, 2007**

(74) *Attorney, Agent, or Firm*—Wood, Herron & Evans LLP

(30) **Foreign Application Priority Data**

(57) **CLAIM**

Mar. 14, 2007 (JP) 2007-006549

The ornamental design for a power transmission coil for contactless charging, as shown and described.

(51) **LOC (9) Cl.** **13-01**

(52) **U.S. Cl.** **D13/122; D13/117**

(58) **Field of Classification Search** D13/122, D13/113, 117, 118, 182, 183, 199; D6/504; D7/407, 408; D15/5, 199; 242/160.1, 160.4, 242/360; 335/13, 134, 136, 213, 282; 336/15, 336/69, 70, 139, 174, 198

DESCRIPTION

FIG. 1 is a perspective view of a power transmission coil for contactless charging.

FIG. 2 is a front elevation view thereof.

FIG. 3 is a rear elevation view thereof.

FIG. 4 is a top plan view thereof.

FIG. 5 is a bottom plan view thereof.

FIG. 6 is a left side elevation view thereof.

FIG. 7 is a right side elevation view thereof; and,

FIG. 8 is another perspective view thereof, without the magnetic cover.

See application file for complete search history.

(56) **References Cited**

U.S. PATENT DOCUMENTS

- D327,051 S * 6/1992 Schwartz D13/118
- 5,444,427 A * 8/1995 Ida et al. 336/198
- D423,028 S * 4/2000 Okura et al. D15/199
- D447,731 S * 9/2001 Asao et al. D13/122
- D451,469 S * 12/2001 Tripp D13/117

1 Claim, 8 Drawing Sheets





FIG. 1




FIG. 2




FIG. 3



FIG. 4



FIG. 5



FIG. 6



FIG. 7

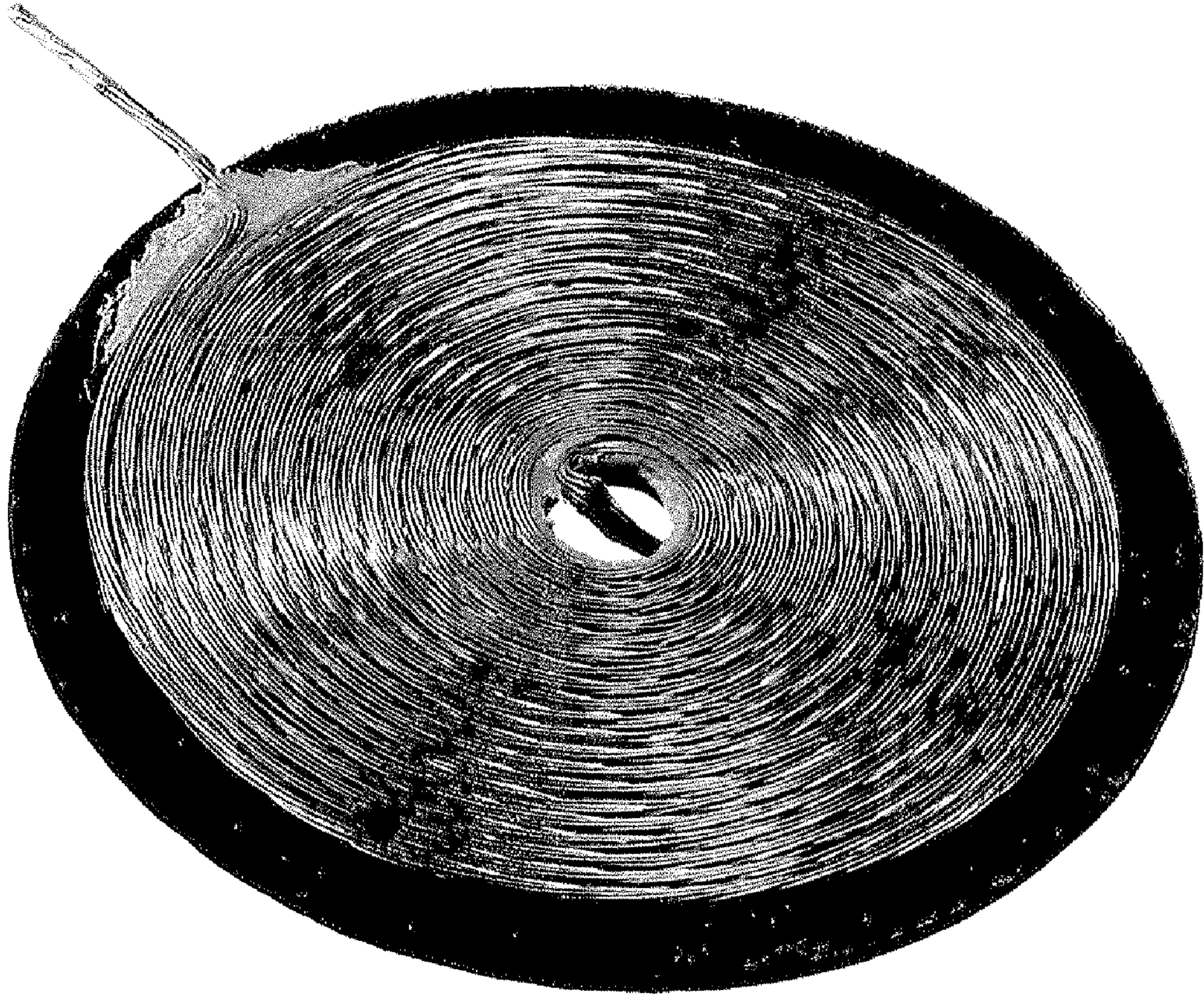


FIG. 8