

US00D594400S

(12) **United States Design Patent**
Pringiers

(10) **Patent No.:** **US D594,400 S**

(45) **Date of Patent:** **** Jun. 16, 2009**

(54) **TIRE TREAD**

(75) Inventor: **Koenraad Pringiers**, Colombo 5 (LK)

(73) Assignee: **Solideal Holding S.A.**, Luxembourg (LU)

(**) Term: **14 Years**

(21) Appl. No.: **29/292,618**

(22) Filed: **Oct. 19, 2007**

(51) **LOC (9) Cl.** **12-15**

(52) **U.S. Cl.** **D12/579; D12/901**

(58) **Field of Classification Search** D12/511, D12/513, 543-545, 565, 578-580, 600-602, D12/900-901, 571, 576, 577; 152/209.1-2, 152/209.8-209.18, 209.25-209.28

See application file for complete search history.

(56) **References Cited**

U.S. PATENT DOCUMENTS

- D273,777 S * 5/1984 Igarashi et al. D12/579
- D409,955 S * 5/1999 de Barsy D12/579
- D457,128 S * 5/2002 Robert et al. D12/602

- D462,650 S * 9/2002 Rayman D12/579
- D475,343 S * 6/2003 Motta et al. D12/576
- D492,643 S * 7/2004 Robert D12/579
- D500,285 S * 12/2004 Ikeda D12/579
- D512,370 S * 12/2005 Pang D12/579
- D577,660 S * 9/2008 Durand D12/579

* cited by examiner

Primary Examiner—Stacia Cadmus

(74) *Attorney, Agent, or Firm*—Kirschstein, et al.

(57) **CLAIM**

The ornamental design for a tire tread, as shown and described.

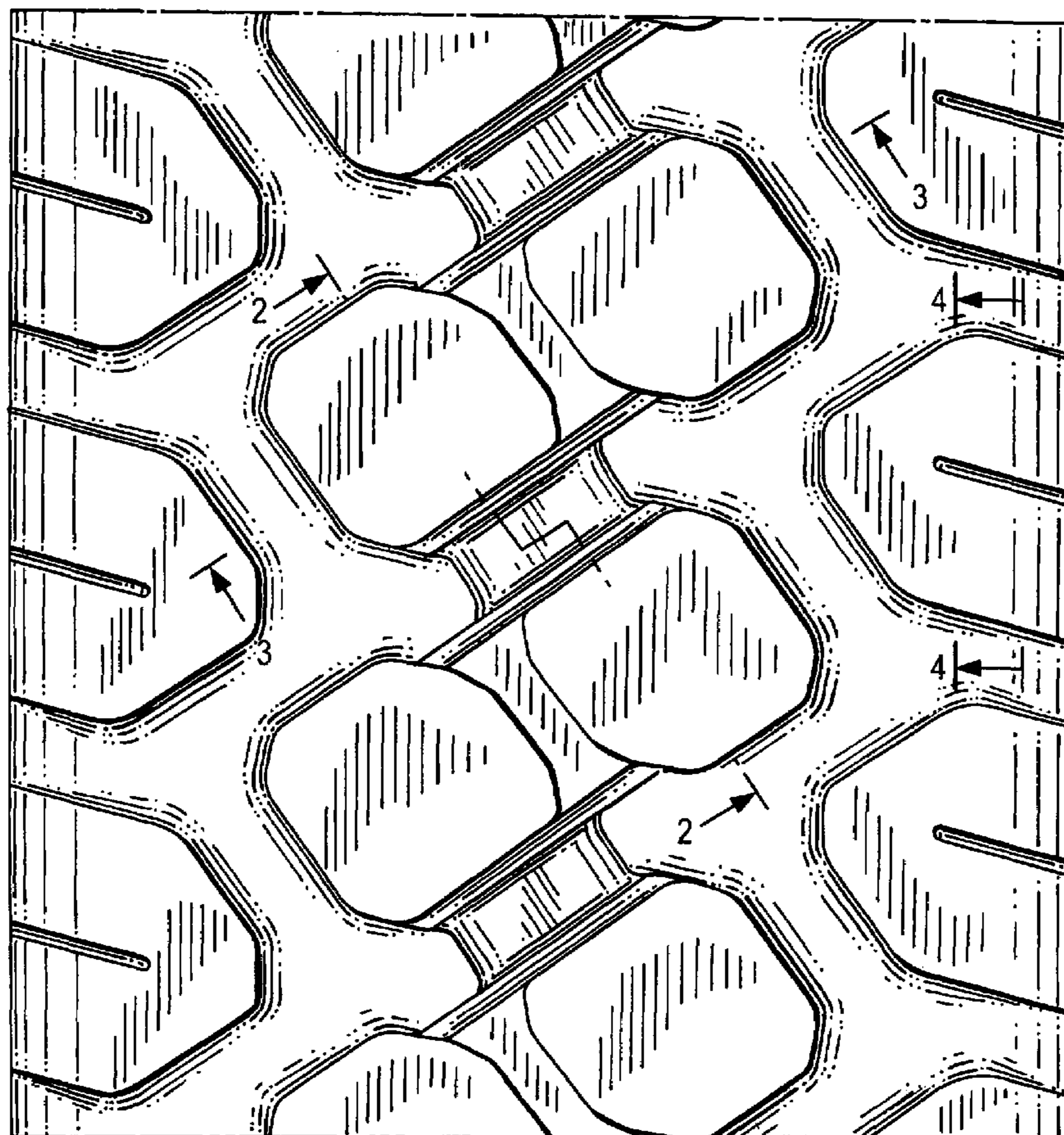
DESCRIPTION

FIG. 1 is a front view of a tire tread showing my new design; FIG. 2 is an enlarged cross sectional view taken from line 2-2 in FIG. 1;

FIG. 3 is an enlarged cross sectional view taken from line 3-3 in FIG. 1; and,

FIG. 4 is an enlarged cross sectional view taken from line 4-4 in FIG. 1.

1 Claim, 2 Drawing Sheets



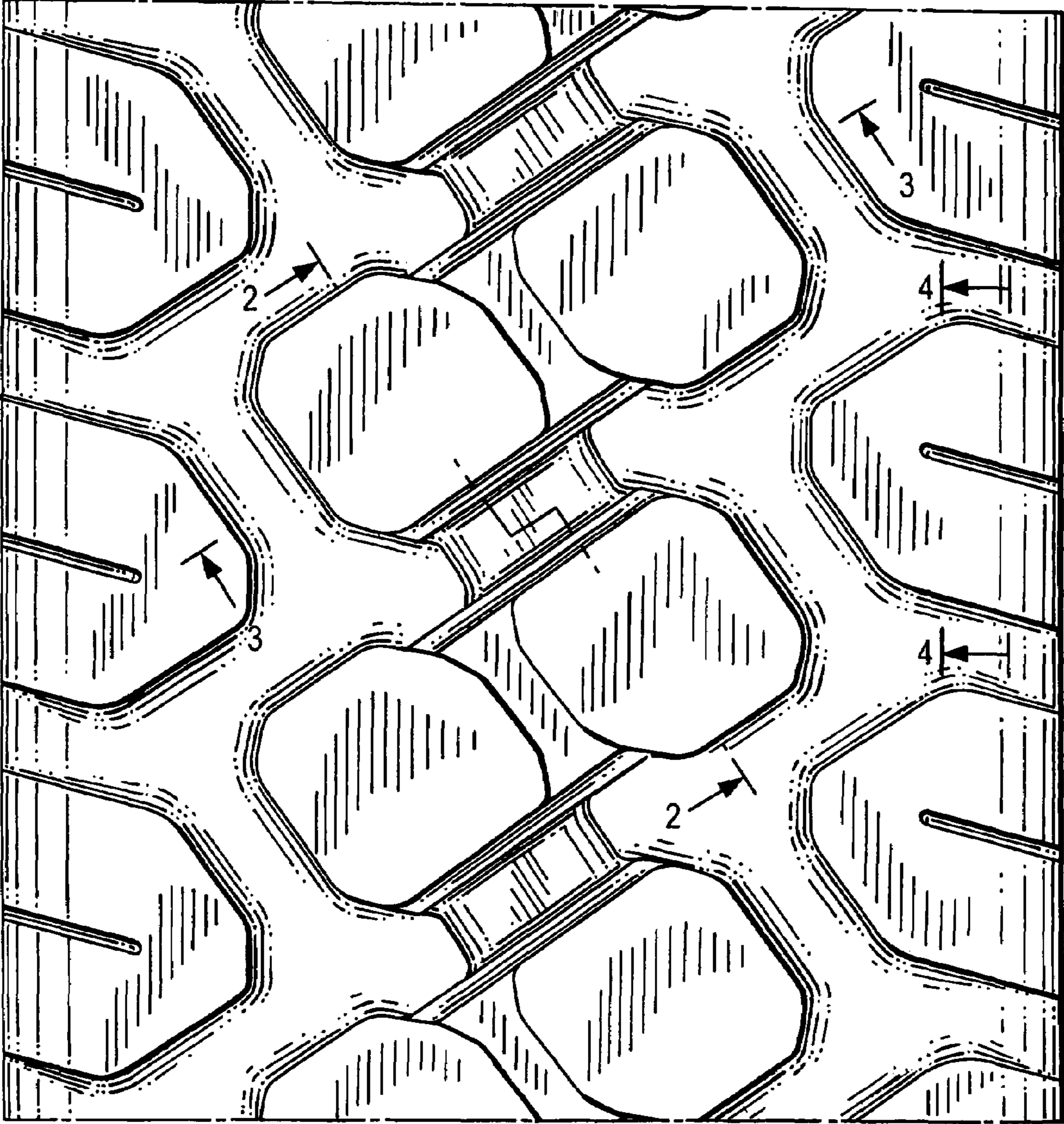


FIG. 1

FIG. 2

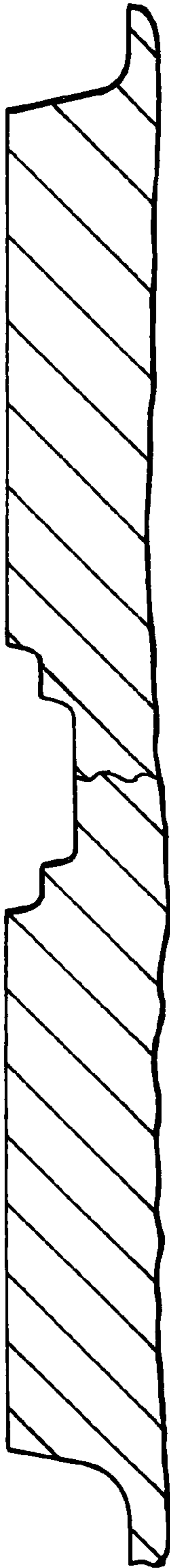


FIG. 3

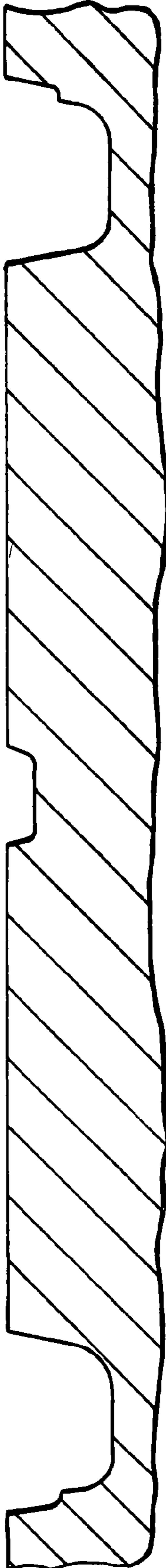


FIG. 4

