



US00D594393S

(12) **United States Design Patent**
Pfeiffer

(10) **Patent No.:** **US D594,393 S**

(45) **Date of Patent:** **** Jun. 16, 2009**

(54) **AIR VENT FOR A VEHICLE**

D540,229 S * 4/2007 Lai D12/190
D548,158 S * 8/2007 Kulla D12/196
D566,022 S * 4/2008 Johnson D12/190

(75) Inventor: **Peter Pfeiffer**, Boeblingen (DE)

(73) Assignee: **Daimler AG**, Stuttgart (DE)

(**) Term: **14 Years**

(21) Appl. No.: **29/262,752**

(22) Filed: **Jul. 12, 2006**

(30) **Foreign Application Priority Data**

Jan. 13, 2006 (DE) 406 00 164

(51) **LOC (9) Cl.** **12-08**

(52) **U.S. Cl.** **D12/190; D12/196; D12/400**

(58) **Field of Classification Search** D12/192,
D12/196, 169, 429, 190, 164, 90, 91, 92,
D12/96, 97, 400; D23/327, 390; 296/185,
296/180.1; 180/69.6

See application file for complete search history.

(56) **References Cited**

U.S. PATENT DOCUMENTS

D387,309 S * 12/1997 Syring D12/92
D398,561 S * 9/1998 Aufrecht D12/92
D452,460 S 12/2001 Sacco et al.
D483,696 S * 12/2003 Howell et al. D12/92
D485,211 S * 1/2004 Pfeiffer et al. D12/92
D497,860 S * 11/2004 Hoelzel et al. D12/196
D516,956 S * 3/2006 Bucci et al. D12/91
D540,228 S * 4/2007 Lai D12/190

* cited by examiner

Primary Examiner—T. Chase Nelson

Assistant Examiner—Ania K Dworzecka

(74) *Attorney, Agent, or Firm*—Crowell & Moring LLP

(57) **CLAIM**

The ornamental design for a air vent for a vehicle, as shown and described.

DESCRIPTION

This application is related to the following co-pending applications, of the inventor, filed on even date herewith: Application Ser. No. 29/262,750, entitled “Surface Configuration of a Vehicle, Toy, and/or Other Replicas”; and Application Ser. No. 29/262,792, entitled “Surface Configuration of a Front Portion of a Vehicle, Toy, and/or Other Replicas”.

FIG. 1 is a perspective view of a first embodiment of a air vent for a vehicle according to my novel design; and

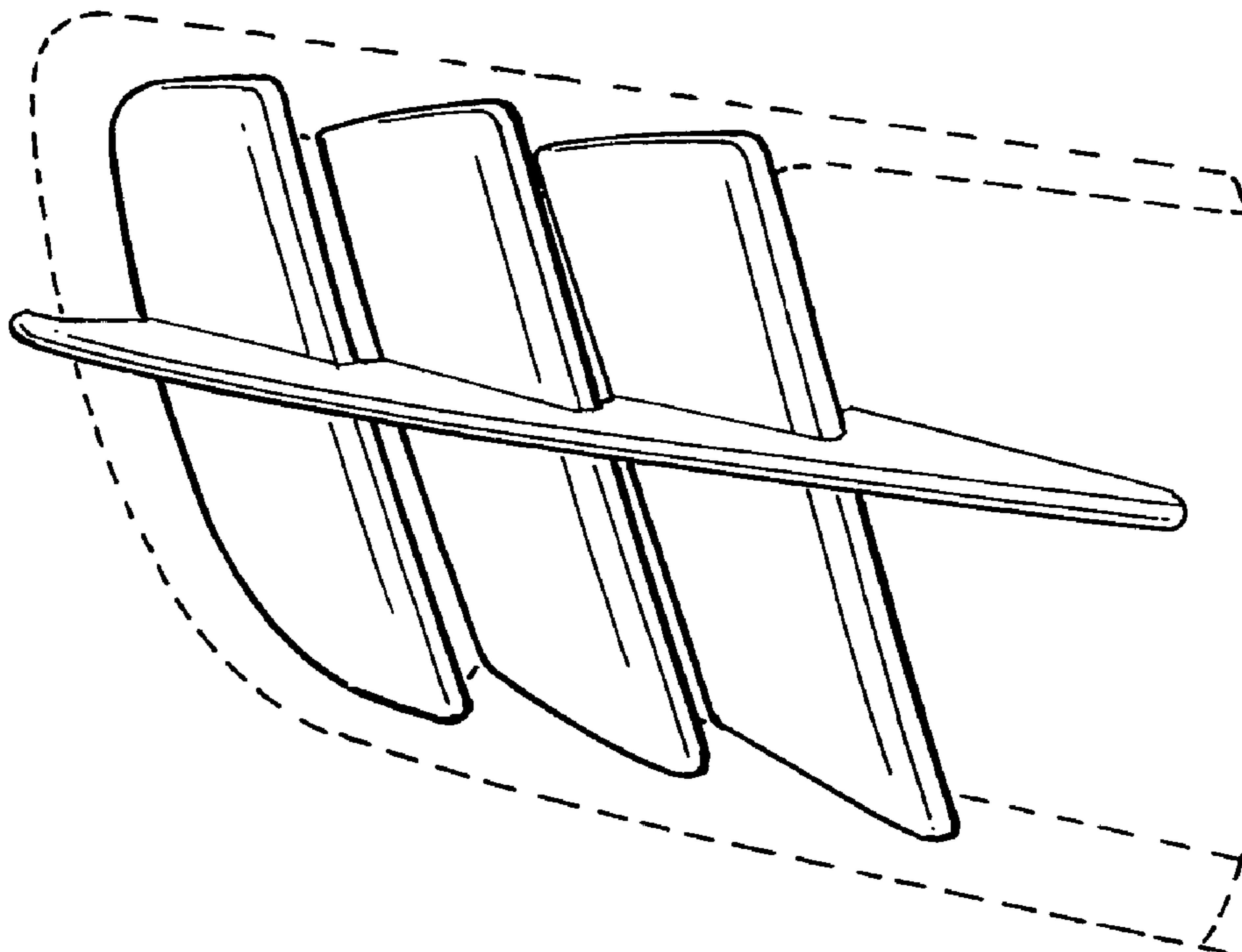
FIG. 2 is a front view thereof.

FIG. 3 is a perspective view of a second embodiment of the air vent for a vehicle according to my novel design; and,

FIG. 4 is a front view thereof.

The broken lines are for illustrative purposes only and form no part of the claimed design.

1 Claim, 2 Drawing Sheets



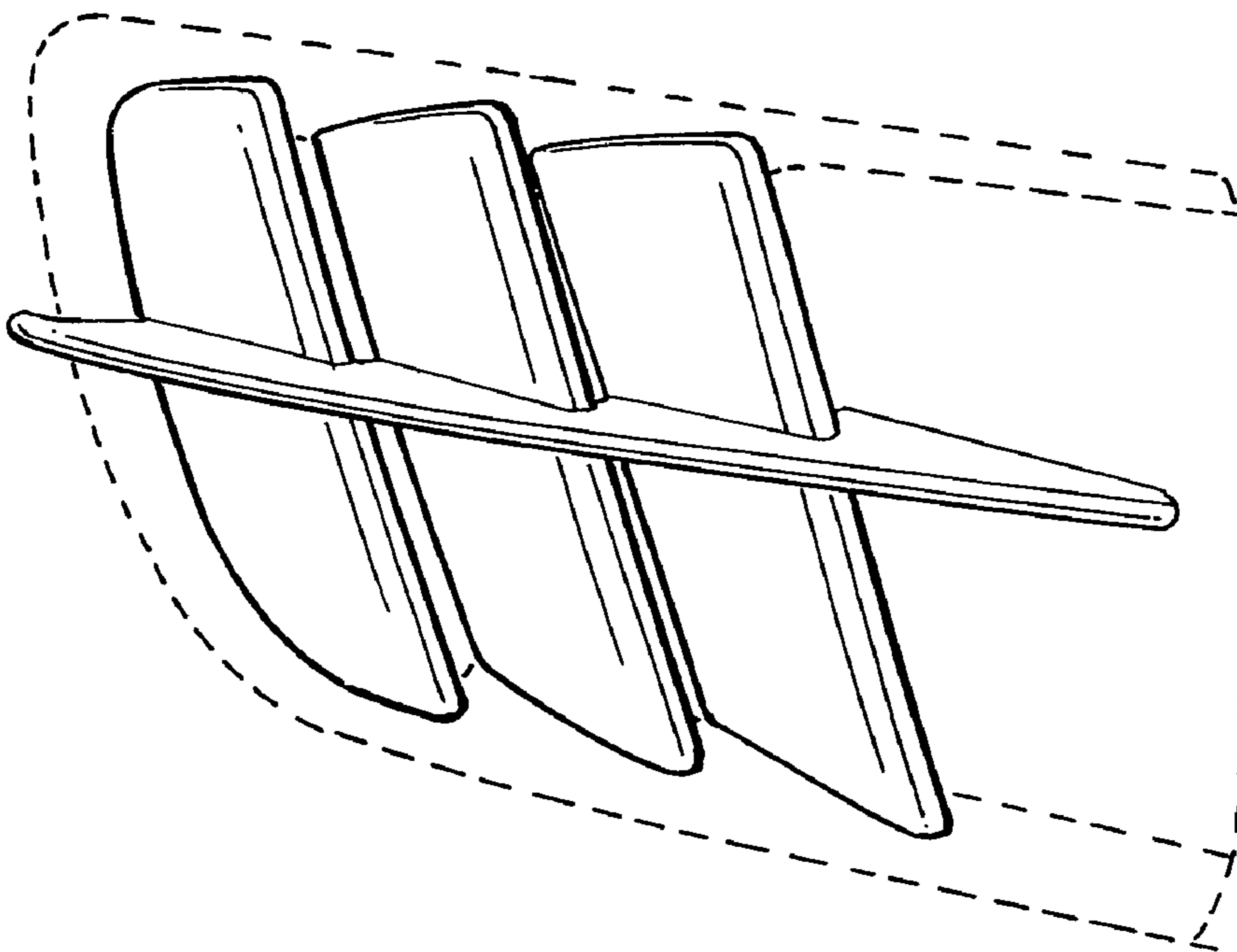


FIG. 1

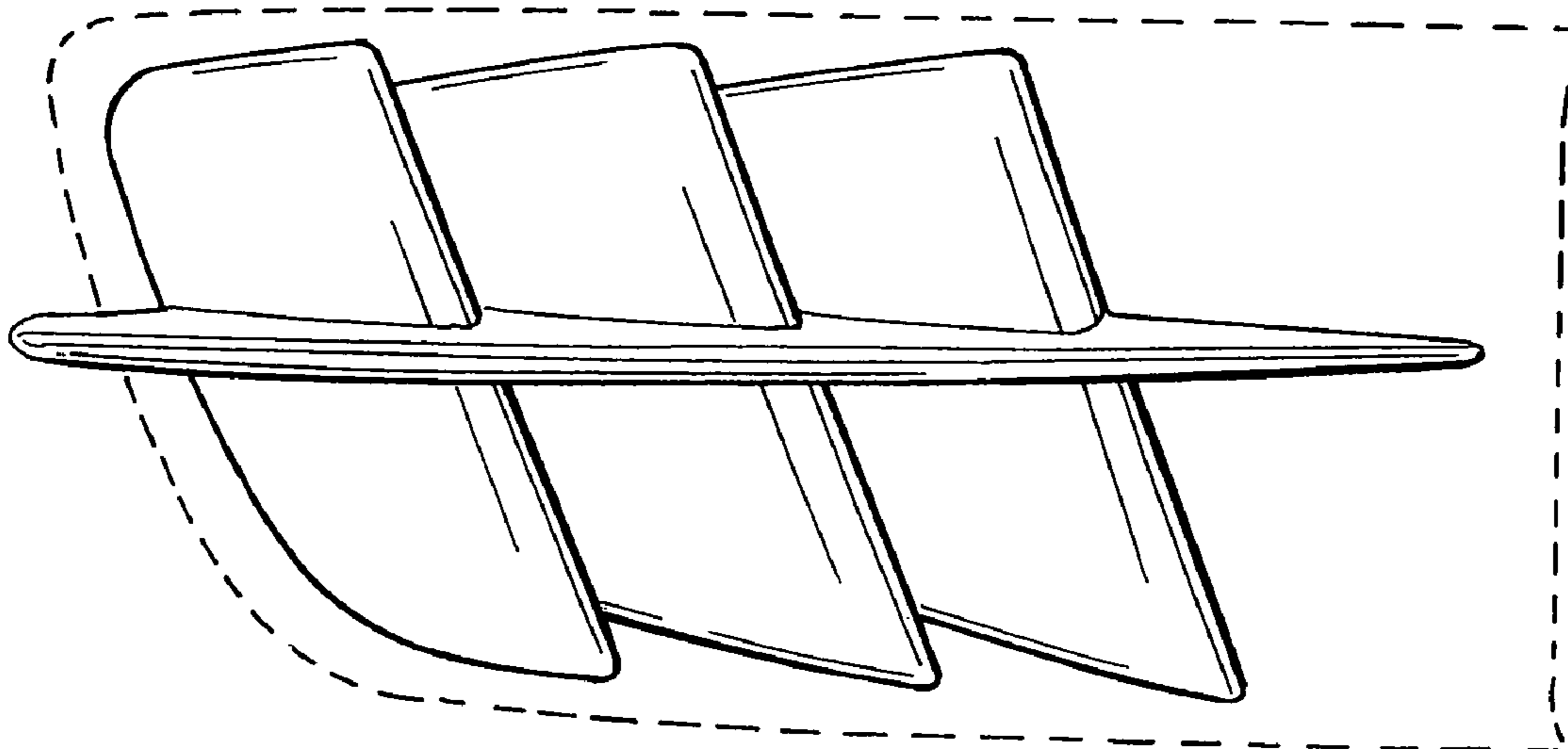


FIG. 2

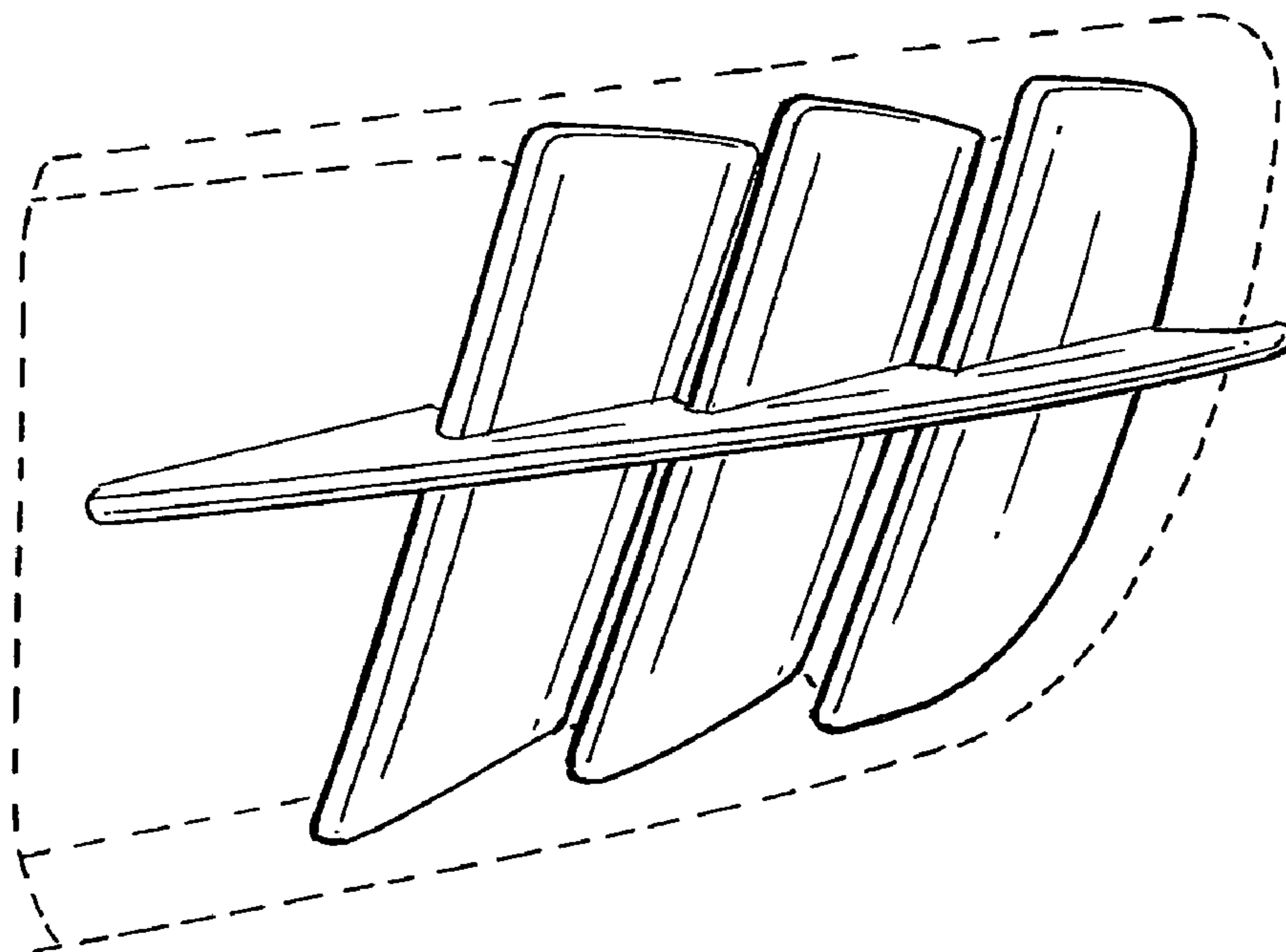


FIG. 3

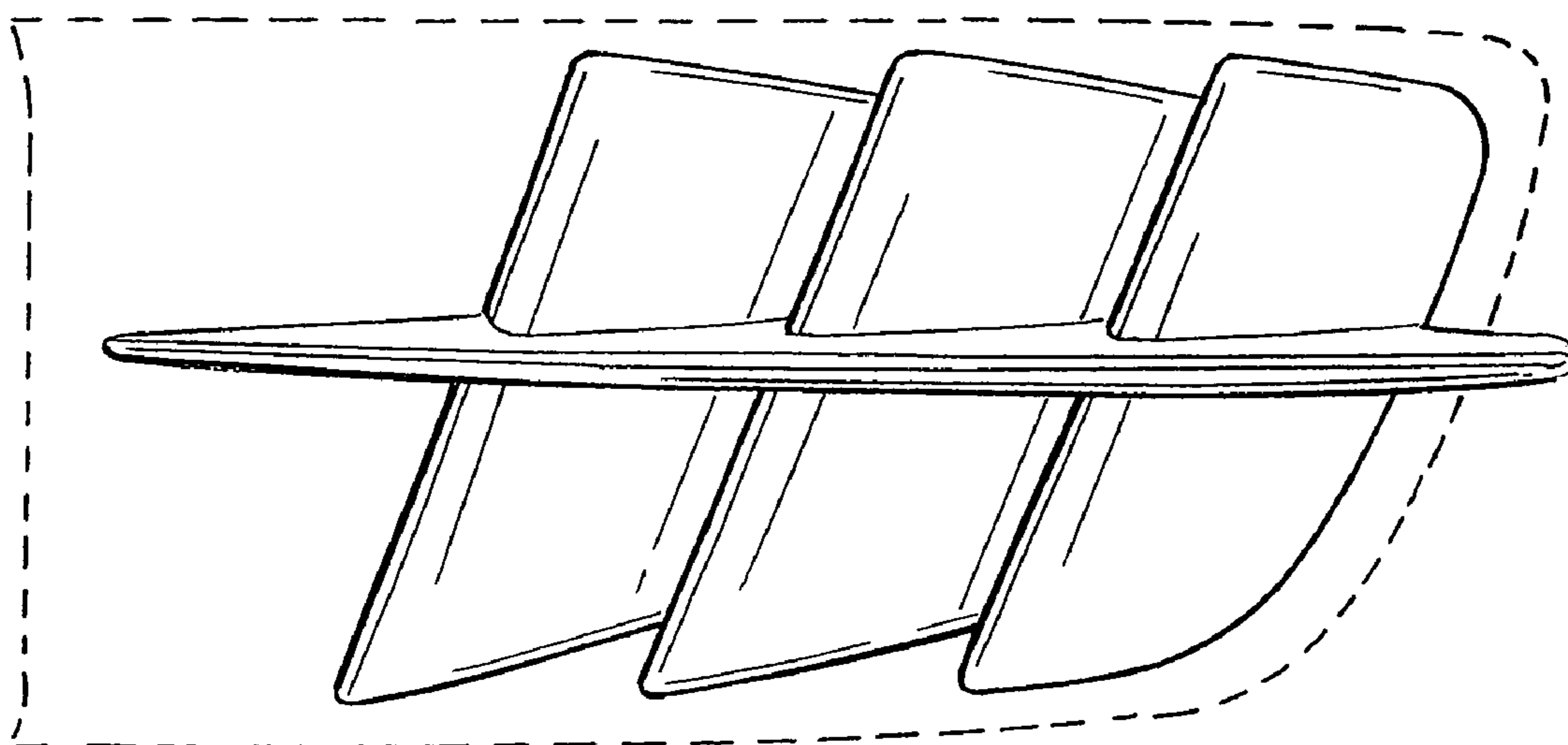


FIG. 4