



US00D594391S

(12) **United States Design Patent**  
**Bhambra**

(10) **Patent No.:** **US D594,391 S**  
(45) **Date of Patent:** **\*\* Jun. 16, 2009**

- (54) **AUTOMOBILE BUMPER**
- (75) Inventor: **Ranjit Bhambra**,  
Tiefenbronn-Muelhausen (DE)
- (73) Assignee: **Dr. Ing. h.c.F. Porsche**  
**Aktiengesellschaft, Weissach (DE)**
- (\*\*) Term: **14 Years**
- (21) Appl. No.: **29/304,830**
- (22) Filed: **Mar. 7, 2008**
- (30) **Foreign Application Priority Data**  
Sep. 7, 2007 (DE) ..... 4 07 04 652
- (51) **LOC (9) Cl.** ..... **12-16**
- (52) **U.S. Cl.** ..... **D12/169**
- (58) **Field of Classification Search** ..... D12/169,  
D12/171, 163, 196, 216, 90-92, 86; 296/180.1,  
296/180.2; 293/102, 113, 115, 117, 120  
See application file for complete search history.

- D535,595 S \* 1/2007 Matei et al. .... D12/169
- D542,196 S \* 5/2007 Levy ..... D12/169
- D545,248 S \* 6/2007 Angelo et al. .... D12/169
- D546,736 S \* 7/2007 Golden et al. .... D12/169
- D560,145 S \* 1/2008 Tant et al. .... D12/169

\* cited by examiner

*Primary Examiner*—Melody N Brown

(57) **CLAIM**

The ornamental design for an automobile bumper, as shown and described.

**DESCRIPTION**

FIG. 1 is a perspective view of an automobile bumper, showing my new design;  
 FIG. 2 is a front elevation view thereof;  
 FIG. 3 is a top view thereof;  
 FIG. 4 is a bottom view thereof;  
 FIG. 5 is a right-side elevation view thereof;  
 FIG. 6 is a left-side elevation view thereof; and,  
 FIG. 7 is a rear view thereof.

**1 Claim, 4 Drawing Sheets**

- (56) **References Cited**  
U.S. PATENT DOCUMENTS  
D534,463 S \* 1/2007 Chiang ..... D12/169





FIG. 1




FIG. 2




FIG. 3




FIG. 4




FIG. 5




FIG. 6

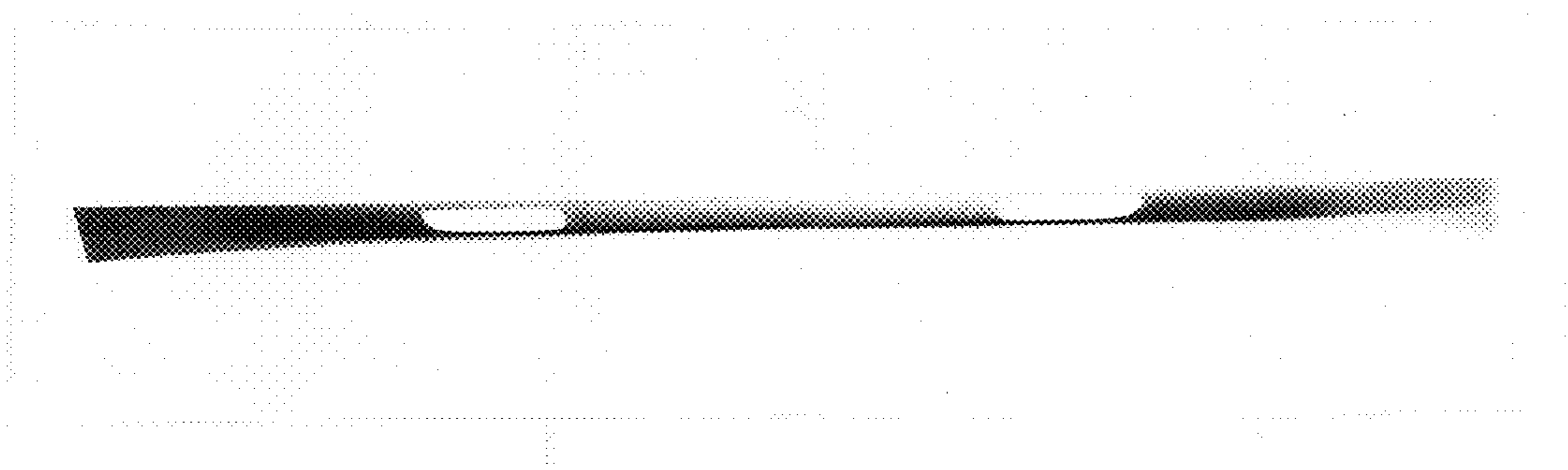


FIG. 7