



US00D594351S

(12) **United States Design Patent**
Tonohori

(10) **Patent No.:** **US D594,351 S**

(45) **Date of Patent:** **** Jun. 16, 2009**

(54) **WRIST WATCH**

(75) Inventor: **Ryuji Tonohori**, Nishitokyo (JP)

(73) Assignee: **Citizen Tokei Kabushiki Kaisha**, Tokyo (JP)

(**) Term: **14 Years**

(21) Appl. No.: **29/332,920**

(22) Filed: **Feb. 27, 2009**

(51) **LOC (9) Cl.** **10-02**

(52) **U.S. Cl.** **D10/32**

(58) **Field of Classification Search** D10/30-39,
D10/122-132; 368/276, 281, 282, 285, 21,
368/28, 223, 228, 232, 80; D11/3, 12
See application file for complete search history.

(56) **References Cited**

U.S. PATENT DOCUMENTS

2,361,563	A *	10/1944	Pellaton	368/80
D195,421	S *	6/1963	Huguenin	D10/39
3,475,902	A *	11/1969	Wessel	368/10
D325,883	S *	5/1992	St. Dizier	D11/21
5,119,349	A *	6/1992	Muto et al.	368/157
D336,440	S *	6/1993	Favre	D10/32
5,742,565	A *	4/1998	Cuinet et al.	368/190
D401,866	S *	12/1998	Pandel	D10/32
D413,071	S *	8/1999	Fichter	D10/39
6,570,823	B1 *	5/2003	Gilomen et al.	368/113

D501,641	S *	2/2005	Sugiura	D10/39
D502,413	S *	3/2005	Sugiura et al.	D10/39
D517,927	S *	3/2006	Enomoto et al.	D10/32
D518,743	S *	4/2006	Sugiura et al.	D10/32
D536,994	S *	2/2007	Sugisawa et al.	D10/31
D538,182	S *	3/2007	Lalo	D10/32
D549,598	S *	8/2007	Yoshikawa	D10/32
D554,536	S *	11/2007	Tonohori et al.	D10/31
D574,733	S *	8/2008	Blair	D10/32
D577,624	S *	9/2008	Nussbaumer	D11/3
D580,280	S *	11/2008	Takahashi et al.	D10/39

* cited by examiner

Primary Examiner—Lucy Lieberman

(74) *Attorney, Agent, or Firm*—Banner & Witcoff, Ltd.

(57) **CLAIM**

The ornamental design for a wrist watch, as shown and described.

DESCRIPTION

FIG. 1 is a perspective view thereof,
FIG. 2 is a front elevational view thereof,
FIG. 3 is a rear elevational view thereof,
FIG. 4 is a right side elevational view thereof,
FIG. 5 is a left side elevational view thereof,
FIG. 6 is a top plan view; and,
FIG. 7 is a bottom plan view thereof.

1 Claim, 3 Drawing Sheets



FIG. 1




FIG. 3




FIG. 2



FIG. 4




FIG. 5




FIG. 7



FIG. 6

