

US00D594343S

(12) **United States Design Patent**
Leruste

(10) **Patent No.:** **US D594,343 S**
(45) **Date of Patent:** **** Jun. 16, 2009**

(54) **BOTTLE**

(75) Inventor: **Bruno Leruste**, Palaiseau (FR)

(73) Assignee: **Compagnie Gervais Danone**, Paris (FR)

(**) Term: **14 Years**

(21) Appl. No.: **29/298,424**

(22) Filed: **Dec. 5, 2007**

(30) **Foreign Application Priority Data**

Sep. 18, 2007 (EM) 000791603-0001

(51) **LOC (9) Cl.** **09-01**

(52) **U.S. Cl.** **D9/560; D9/559; D9/571**

(58) **Field of Classification Search** D9/516,
D9/520, 529, 544, 546, 559, 560, 566, 571,
D9/572, 573, 574, 575; 215/381-385
See application file for complete search history.

(56) **References Cited**

U.S. PATENT DOCUMENTS

D30,877 S *	5/1899	Slyth	D9/546
D44,881 S *	11/1913	Alexander et al.	D9/560
D48,734 S *	3/1916	Orem	D9/546
D49,291 S *	6/1916	Vivaudou	D9/546
D50,414 S *	3/1917	Vilbiss	D7/597
D50,467 S *	3/1917	Vilbiss	D7/597
D53,337 S *	5/1919	Leach	D9/544
D93,412 S *	9/1934	Kessler	D9/560
D103,729 S *	3/1937	Leppke	D9/560
D207,803 S *	5/1967	Du Pree	D9/541
D218,318 S *	8/1970	Heintze	D7/316
D311,865 S *	11/1990	Rohmeder	D7/300

D332,912 S *	2/1993	Trussardi	D9/694
D380,966 S *	7/1997	Frazer	D9/560
D475,929 S *	6/2003	Bakic	D9/574
D546,701 S *	7/2007	Henderson	D9/560
D550,094 S *	9/2007	Henderson	D9/560
D567,664 S *	4/2008	Rica	D9/560
D568,752 S *	5/2008	Varlet	D9/544
D573,892 S *	7/2008	Moretti	D9/574
D573,893 S *	7/2008	Moretti	D9/574

* cited by examiner

Primary Examiner—Stella M Reid

Assistant Examiner—Elizabeth J Oswecki

(74) *Attorney, Agent, or Firm*—Hughes Hubbard & Reed LLP; Ronald Abramson; Peter A. Sullivan

(57) **CLAIM**

The ornamental design for a bottle, as shown and described.

DESCRIPTION

FIG. 1 is a perspective view of a bottle showing my new design;

FIG. 2 is a front view thereof;

FIG. 3 is a right side view thereof;

FIG. 4 is a left side view thereof;


FIG. 5 is a top view thereof; and,

FIG. 6 is a bottom view thereof.

All sides not shown form no part of the claimed design

The broken line showing of the bottom view in FIG. 6 is included for the purpose of illustrating only and forms no part of the claimed design.

1 Claim, 5 Drawing Sheets



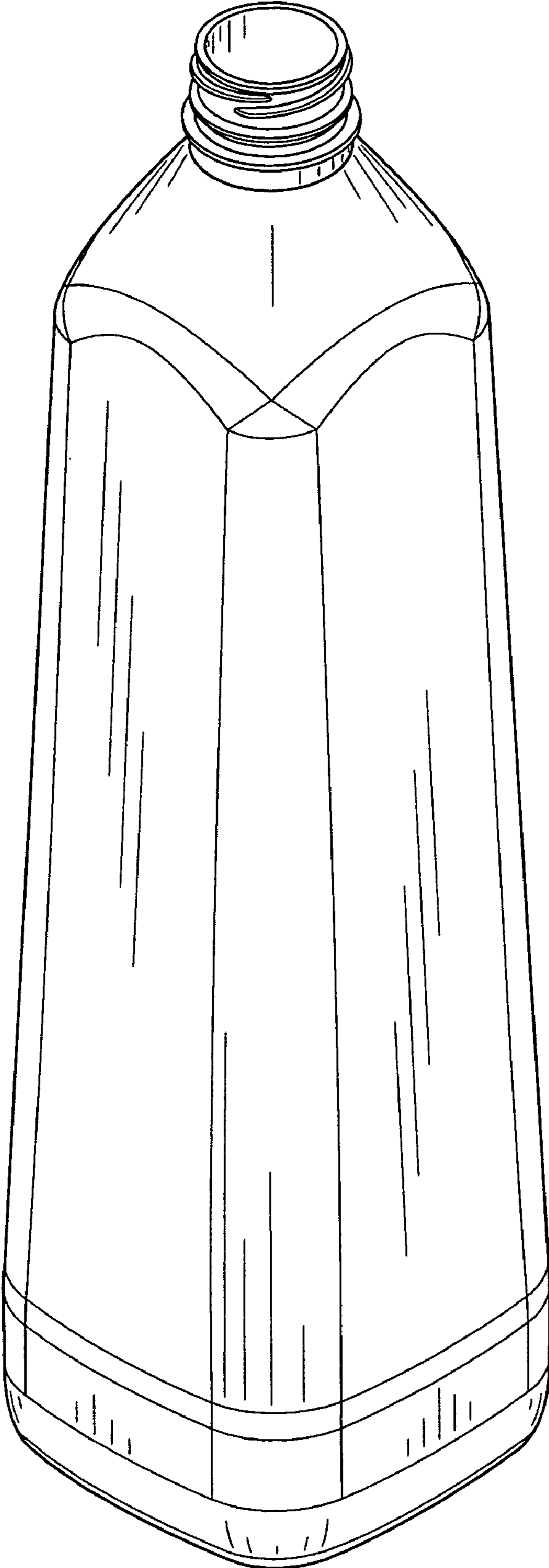


FIG. 1

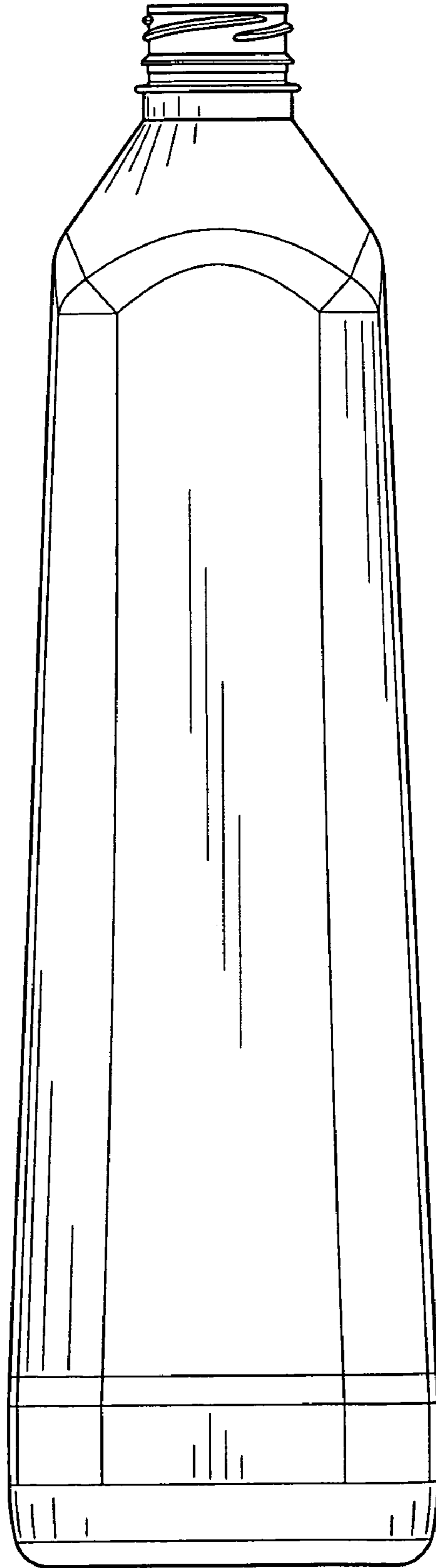


FIG. 2

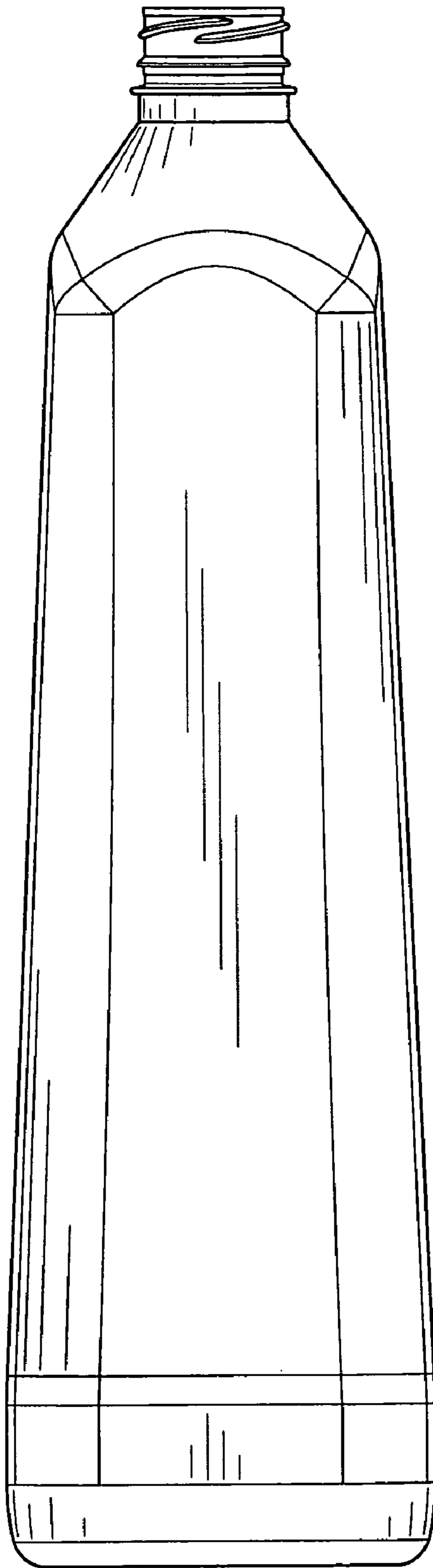


FIG. 3

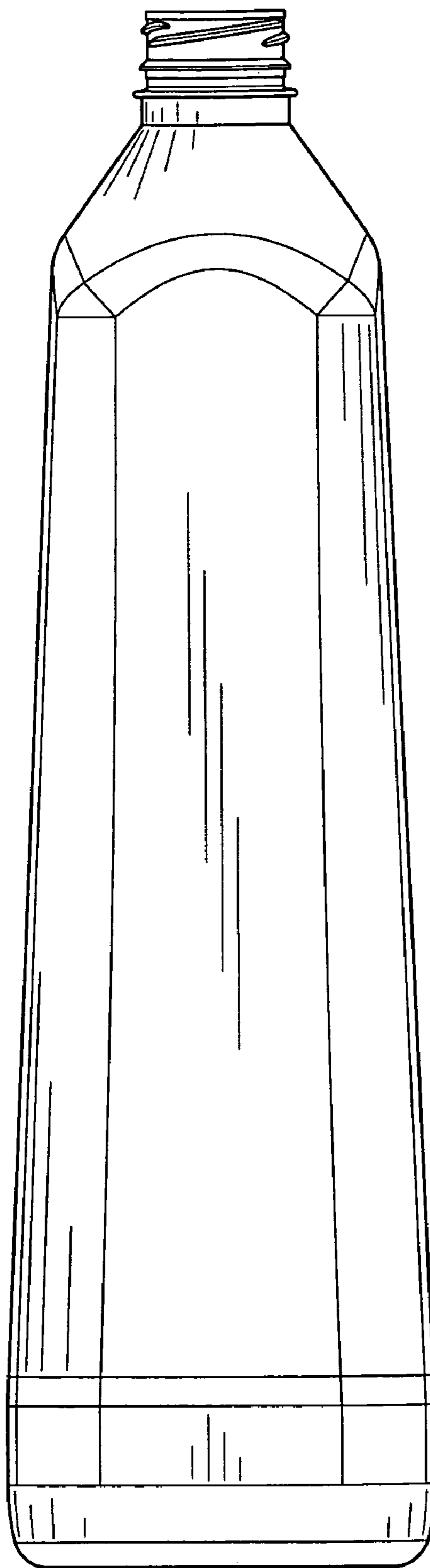


FIG. 4

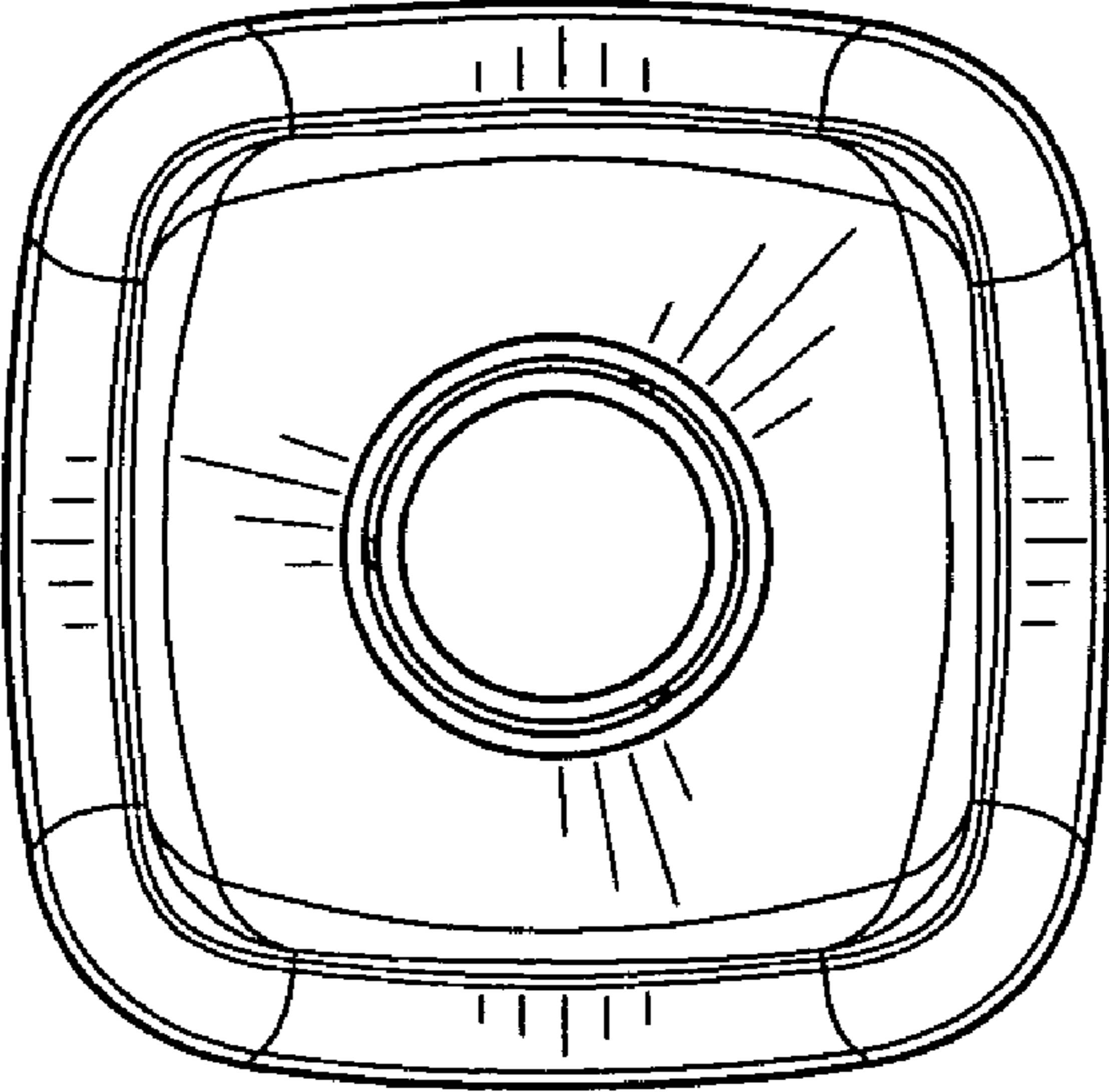


FIG. 5

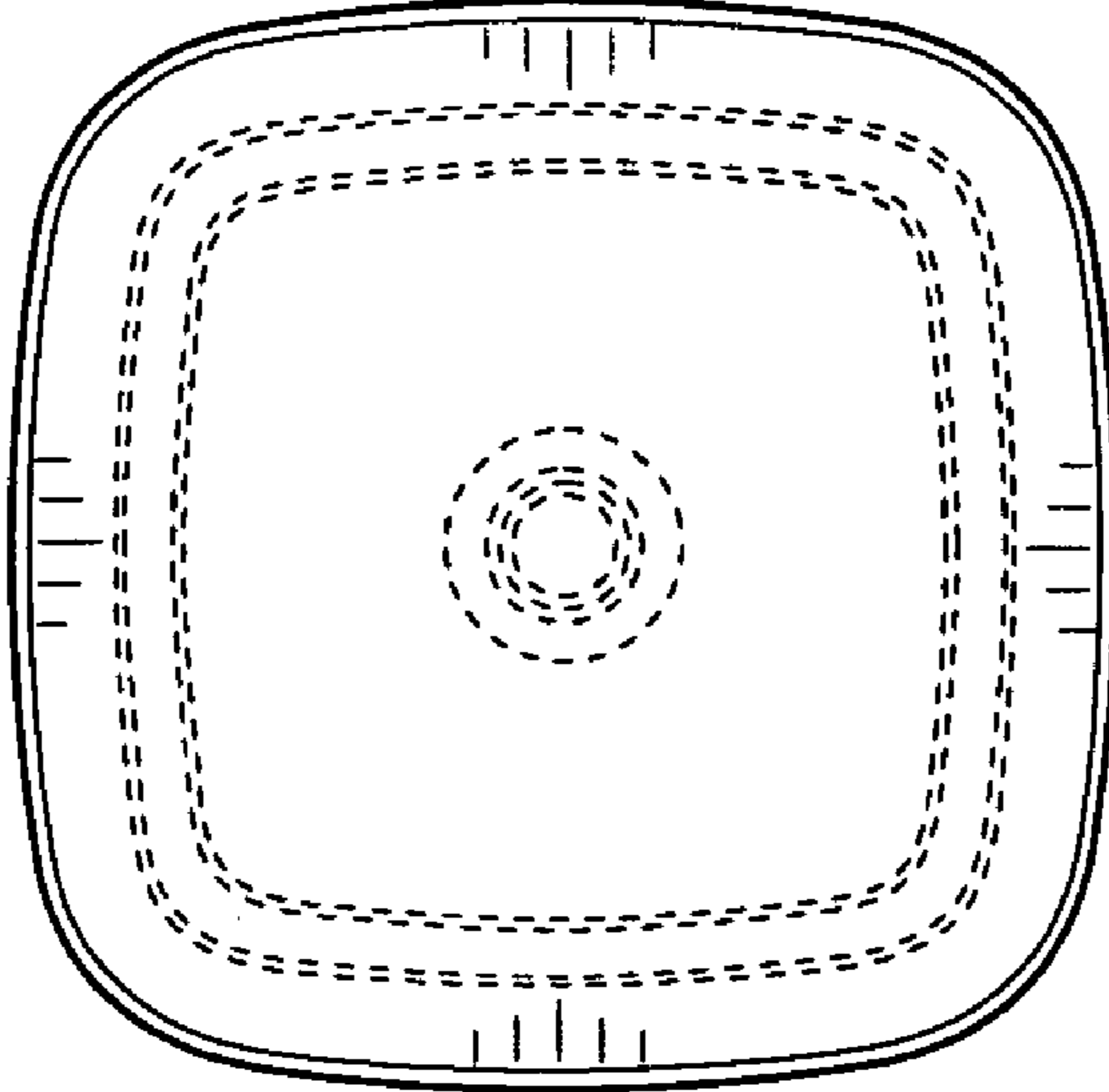


FIG. 6