



US00D594341S

(12) **United States Design Patent**
Casey et al.

(10) **Patent No.:** **US D594,341 S**
(45) **Date of Patent:** **** Jun. 16, 2009**

(54) **CONTAINER**

(75) Inventors: **Elaine Casey**, New York, NY (US);
Bruce Cummings, New York, NY (US);
John Lamb, Pewsey (GB); **Jeffrey Mayers**, Ridgefield Park, NJ (US);
Corinne Elstow, Marlborough (GB);
Sam Lucking, Cheltenham (GB)

(73) Assignee: **Colgate-Palmolive Company**, New York, NY (US)

(**) Term: **14 Years**

(21) Appl. No.: **29/320,250**

(22) Filed: **Jun. 24, 2008**

(51) **LOC (9) Cl.** **09-01**

(52) **U.S. Cl.** **D9/542; D9/563; D9/565; D9/571**

(58) **Field of Classification Search** **D9/682, D9/685-686, 693-694, 516, 521, 522, 529, D9/542-543, 549-552, 563-565, 574, 575; 215/379, 382-384; 220/660, 669, 675**
See application file for complete search history.

(56) **References Cited**

U.S. PATENT DOCUMENTS

D196,815 S	11/1963	Campbell
D207,510 S	4/1967	Roberts
D207,800 S	5/1967	Roberts
D207,921 S	6/1967	Sterges
D210,271 S	2/1968	Sterges
D211,002 S	5/1968	Vanderhyde
D212,183 S	9/1968	Hileman

D220,611 S *	5/1971	Hills	D9/542
D223,436 S	4/1972	Hills		
D228,382 S	9/1973	Sterges		
D229,544 S *	12/1973	Weckman	D9/542
D234,249 S	2/1975	Holzaepfel		
D256,431 S	8/1980	Campbell et al.		
D271,468 S	11/1983	Soos		
5,226,538 A *	7/1993	Roselle	215/384 X
D337,948 S *	8/1993	Reif	D9/543
D347,792 S	6/1994	D'Amico		
D356,505 S	3/1995	Gonda et al.		
5,542,585 A *	8/1996	Peters et al.	222/531

(Continued)

Primary Examiner—Carol Rademaker

(74) *Attorney, Agent, or Firm*—Amy M. Fernandez

(57) **CLAIM**

The ornamental design for a container, as shown and described.

DESCRIPTION

FIG. 1 is a perspective view of the container of our design.

FIG. 2 is a front elevation view thereof.

FIG. 3 is a rear elevation view thereof.

FIG. 4 is a left side elevation view thereof.

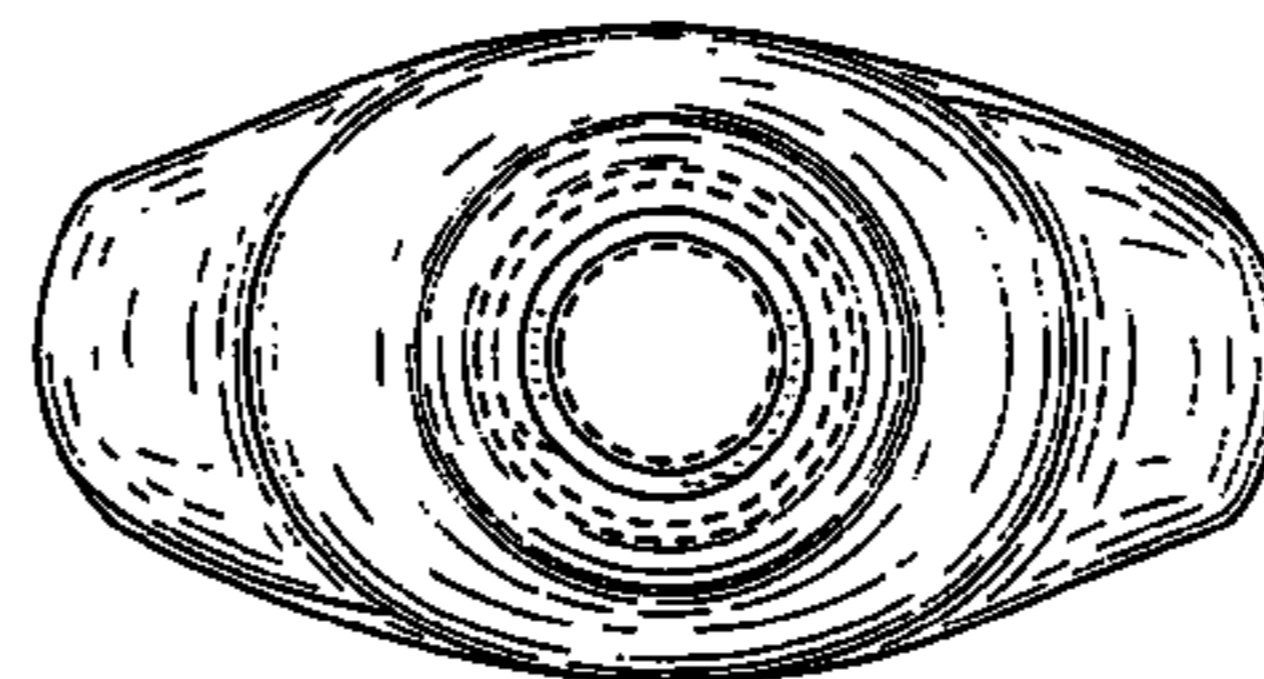
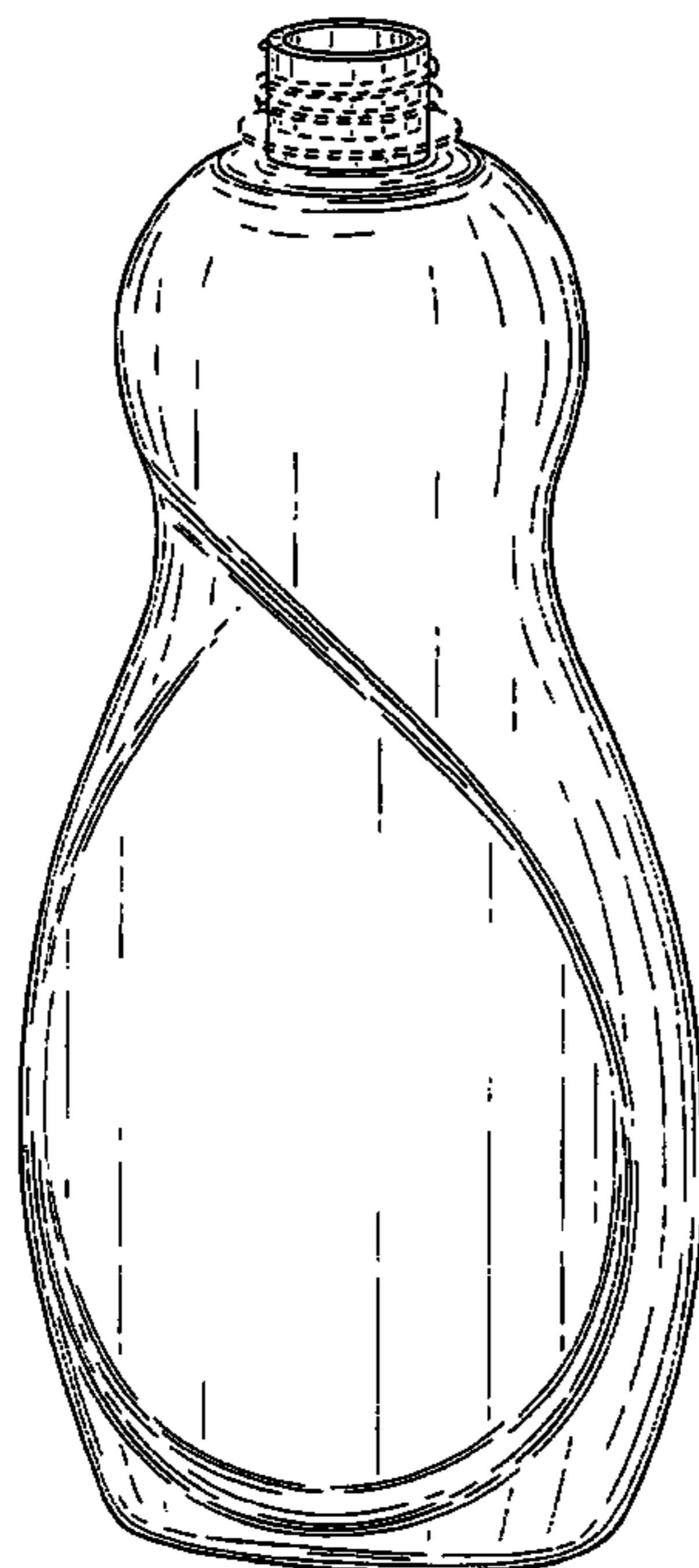
FIG. 5 is a right side elevation view thereof.

FIG. 6 is a top plan view thereof; and,

FIG. 7 is a bottom plan view thereof.

The broken lines shown in the drawing views are included for the purpose of showing environmental structure that forms no part of the claimed design.

1 Claim, 6 Drawing Sheets



US D594,341 S

Page 2

U.S. PATENT DOCUMENTS

D388,330 S	12/1997	Zimmer			
D392,569 S	3/1998	Feen			
D399,431 S	10/1998	de Baschmakoff			
D404,307 S *	1/1999	Mohary et al.	D9/542 X	
6,095,705 A *	8/2000	Phillips	401/6	
D435,098 S	12/2000	Kemmis et al.			
D440,159 S *	4/2001	Guislain	D9/543	
D440,879 S *	4/2001	Cummings	D9/543	
D457,439 S	5/2002	Meeker et al.			
D462,618 S	9/2002	Meeker et al.			
D463,981 S	10/2002	Crawford et al.			
D491,067 S	6/2004	Crawford			
D495,605 S *	9/2004	Crawford	D9/563 X	
D497,108 S *	10/2004	Lund et al.	D9/550 X	
D498,145 S *	11/2004	McLeish	D9/563	
D510,033 S *	9/2005	McLeish	D9/563	
D540,680 S	4/2007	Perry et al.			
D541,660 S *	5/2007	Mayers	D9/574 X	
D547,187 S *	7/2007	Floyd et al.	D9/516	
D558,590 S *	1/2008	Cowan-Hughes et al.	D9/682	
D567,096 S *	4/2008	Toh	D9/542	
D568,170 S *	5/2008	Prini	D9/542 X	
D573,882 S *	7/2008	Toh	D9/516	
D581,284 S *	11/2008	Mayers	D9/565 X	

* cited by examiner

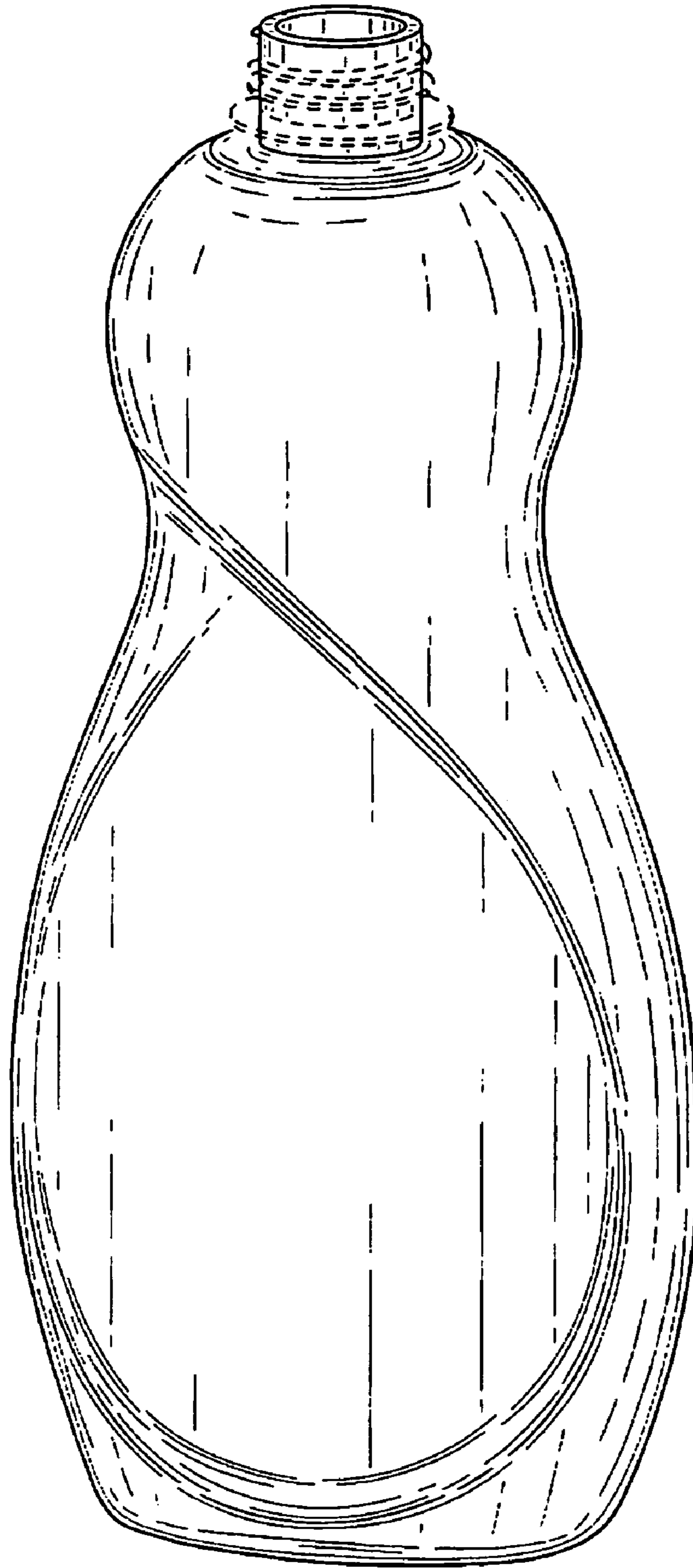


FIG. 1

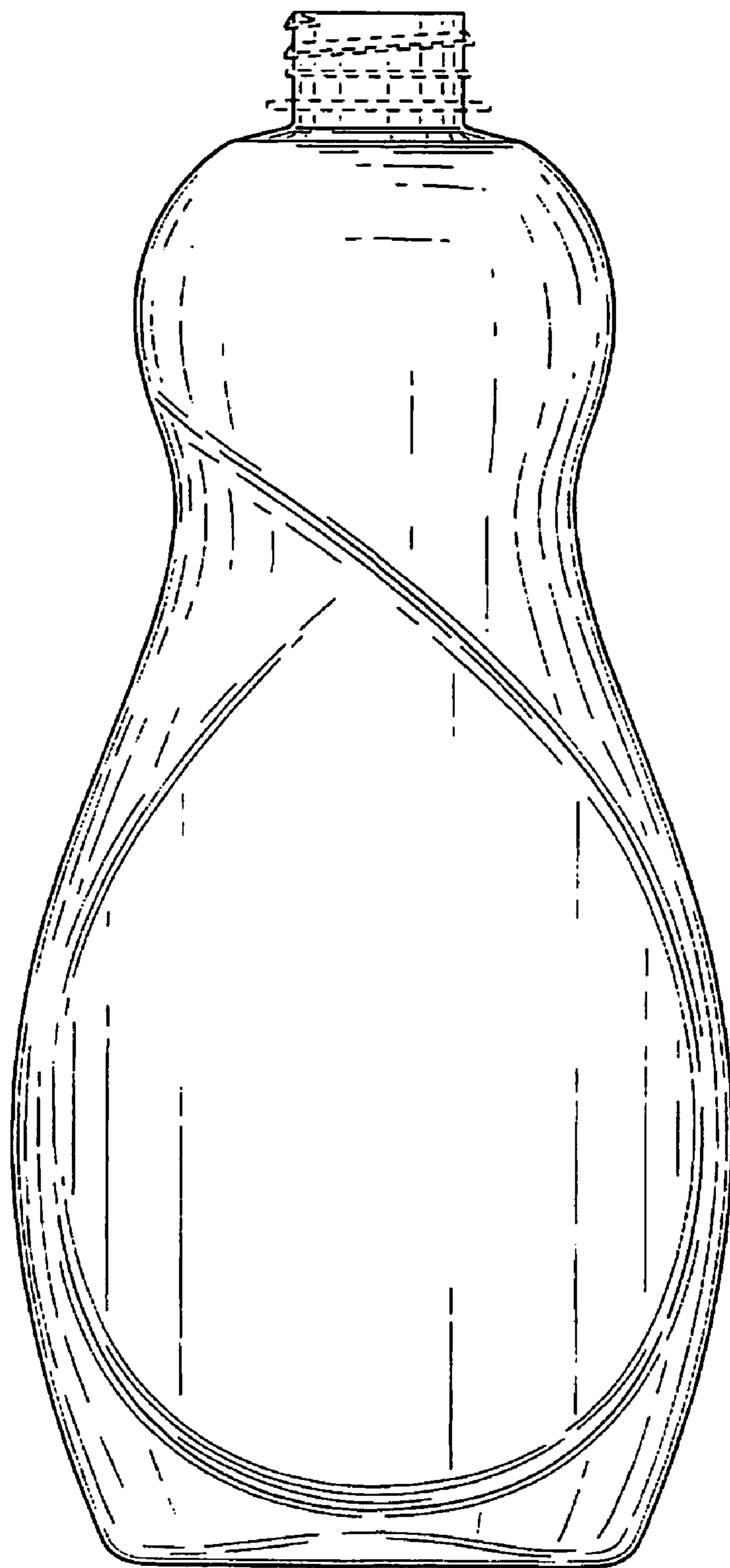


FIG. 2

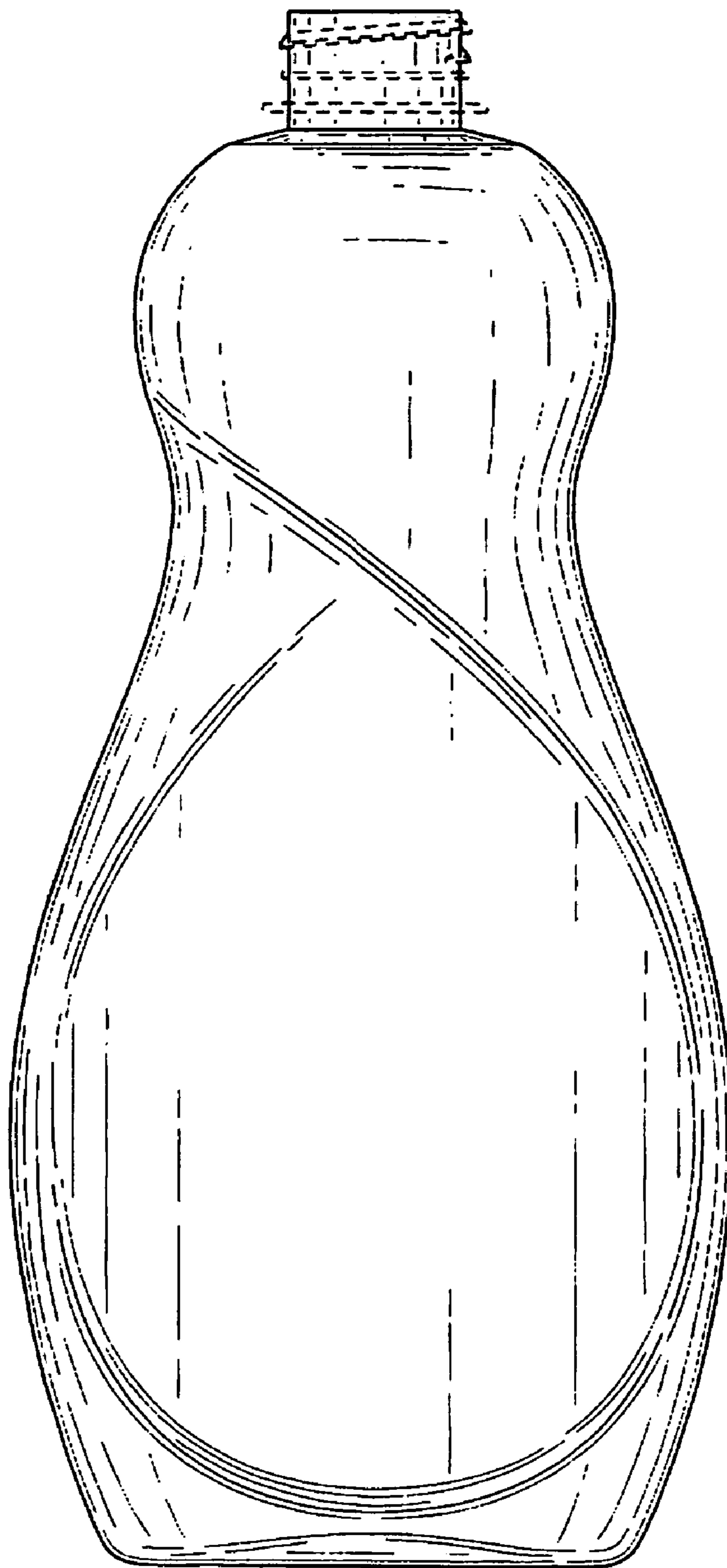


FIG. 3

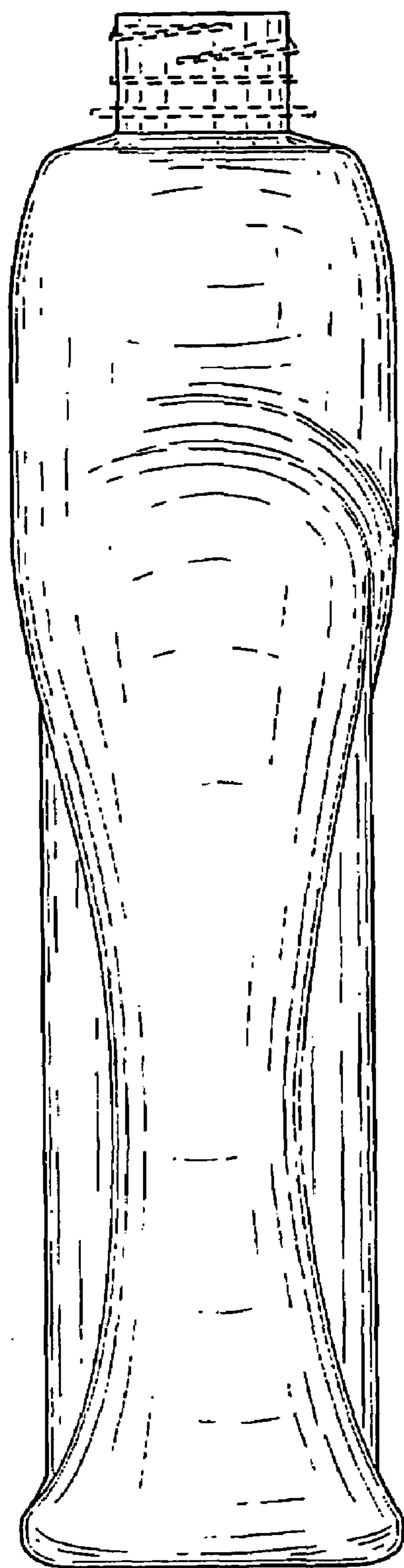


FIG. 4

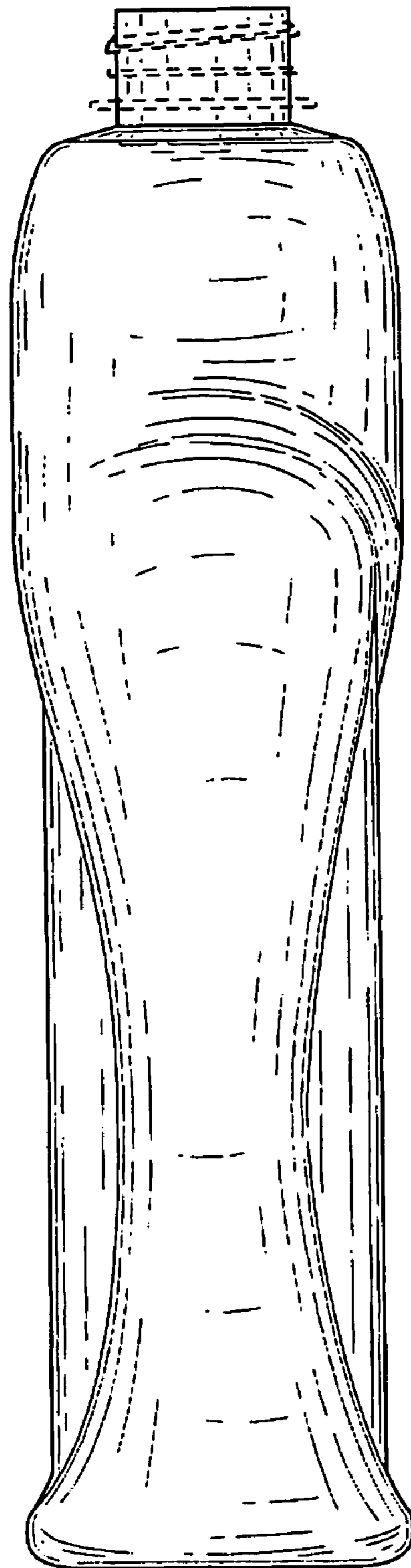


FIG. 5

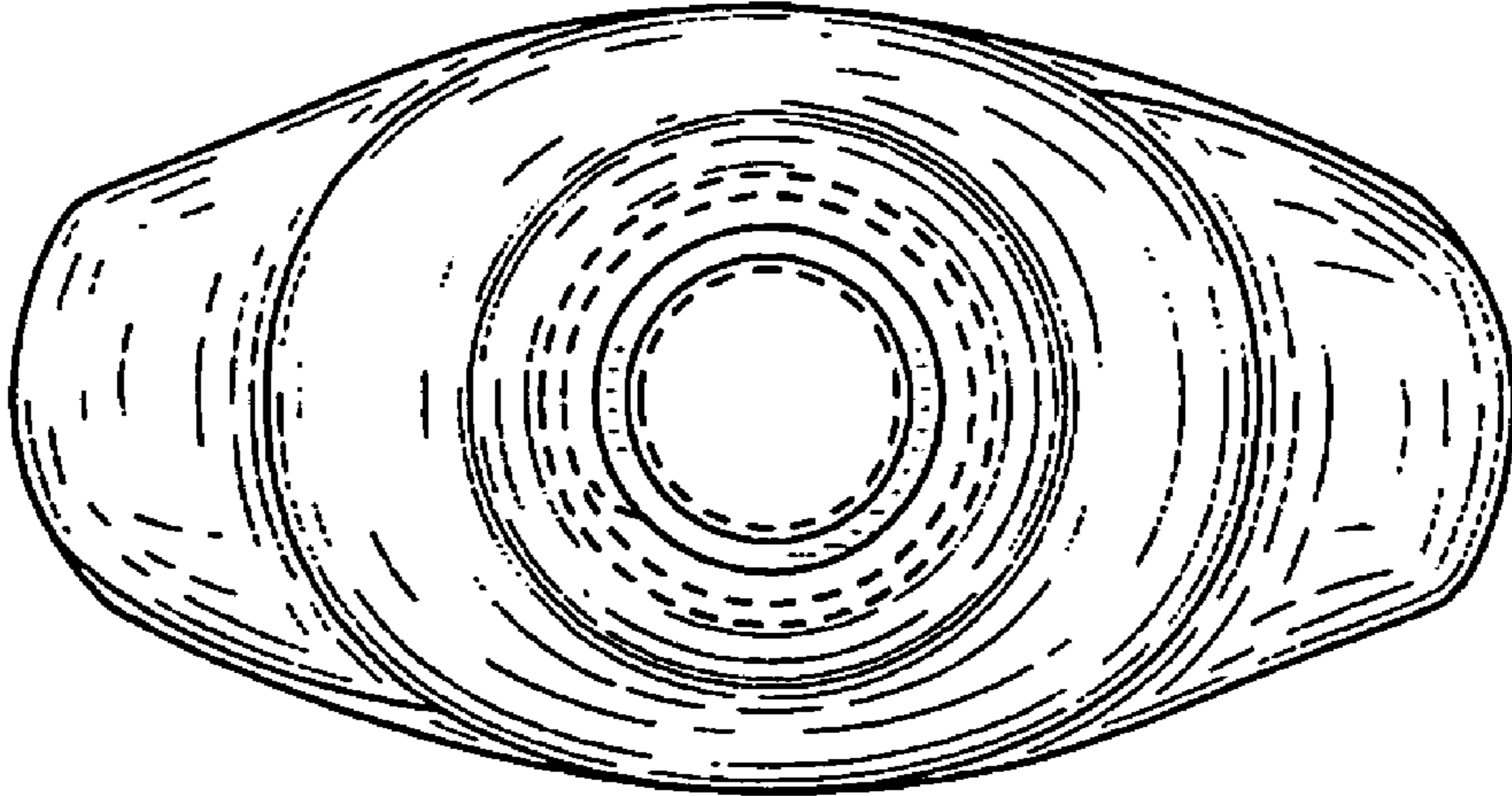


FIG. 6

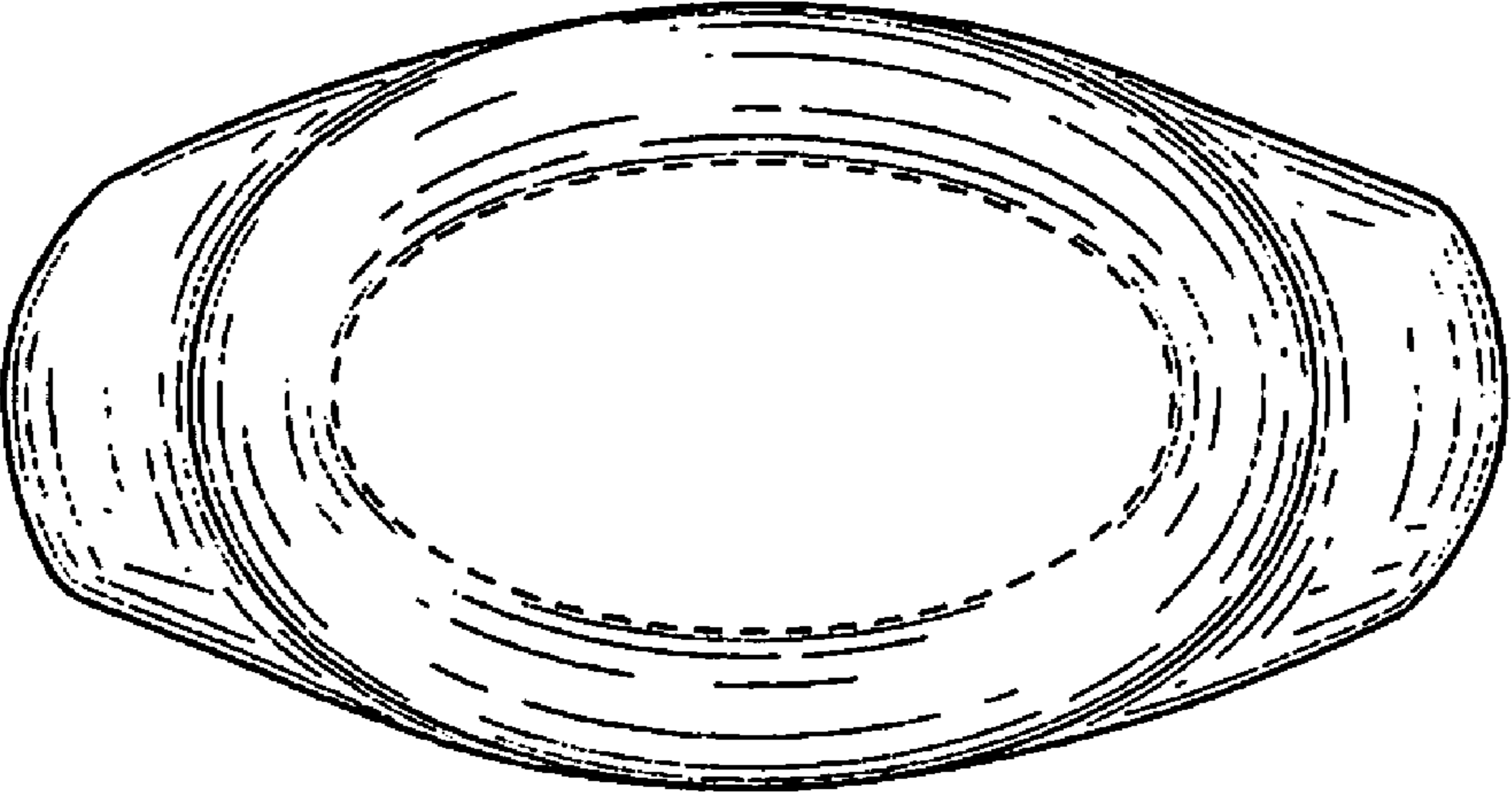


FIG. 7