



US00D594337S

(12) **United States Design Patent**
Burgeson

(10) **Patent No.:** **US D594,337 S**

(45) **Date of Patent:** **** Jun. 16, 2009**

(54) **SCENT WICK BOTTLE**

(75) Inventor: **Brian C. Burgeson**, Arden Hills, MN
(US)

(73) Assignee: **Wildlife Research Center, Inc.**,
Ramsey, MN (US)

(**) Term: **14 Years**

(21) Appl. No.: **29/305,575**

(22) Filed: **Mar. 24, 2008**

(51) **LOC (9) Cl.** **09-01**

(52) **U.S. Cl.** **D9/521; D9/534; D9/560;**
D22/125; D23/366; D30/199

(58) **Field of Classification Search** D9/516,
D9/520, 521, 529, 532, 534, 560, 561, 738,
D9/743-747; D4/114, 116; D23/366-369;
D24/117, 121, 224; D30/117, 128, 199;
D22/120, 122, 125; D28/76, 77, 88, 89;
239/44; 215/10, 382-384

See application file for complete search history.

(56) **References Cited**

U.S. PATENT DOCUMENTS

2,111,025	A *	3/1938	Galler	239/44
D163,443	S *	5/1951	Crane	D9/521
D215,846	S *	11/1969	Curtin et al.	D23/368
3,926,341	A *	12/1975	Lhoest	215/383 X
D257,287	S *	10/1980	Pagels	D24/118
D274,888	S *	7/1984	Lang	D9/521
4,523,717	A *	6/1985	Schwab	239/56
4,773,177	A *	9/1988	Gray et al.	43/1
D301,912	S *	6/1989	Ward	D22/125
D307,179	S *	4/1990	Cole	D23/368
D321,130	S *	10/1991	Goberman	D9/520
5,220,741	A	6/1993	Burgeson		
5,279,062	A	1/1994	Burgeson		
5,361,527	A	11/1994	Burgeson		
D364,005	S *	11/1995	Wacker	D9/560 X

5,555,663	A	9/1996	Burgeson		
5,746,019	A *	5/1998	Fisher	43/1
D401,660	S *	11/1998	Timm et al.	D22/125
6,158,668	A	12/2000	Burgeson		
D435,896	S	1/2001	Burgeson		
6,685,929	B2	2/2004	Burgeson		
D491,692	S *	6/2004	Schlatter	D28/76
D505,479	S *	5/2005	Burgeson	D22/125
D507,341	S *	7/2005	Taylor	D23/368
D540,932	S	4/2007	Burgeson		
D554,247	S *	10/2007	Wu	D23/366
D568,577	S *	5/2008	Khanna	D1/102
7,419,102	B2 *	9/2008	Harris, Jr.	239/48

* cited by examiner

Primary Examiner—Carol Rademaker

(74) *Attorney, Agent, or Firm*—Gerald E. Helget; Nelson R. Capes; Briggs and Morgan, P.A.

(57) **CLAIM**

The ornamental design for a scent wick bottle, as shown and described.

DESCRIPTION

FIG. 1 is a top, front, and left side, perspective view showing my new design of a scent wick bottle, shown with the environment of a tree branch, a pour spout with threads, and a cap;

FIG. 2 is a left side elevational view thereof, the right side elevational view being a mirror image and shown with an alternate environment of only a pour spout with threads;

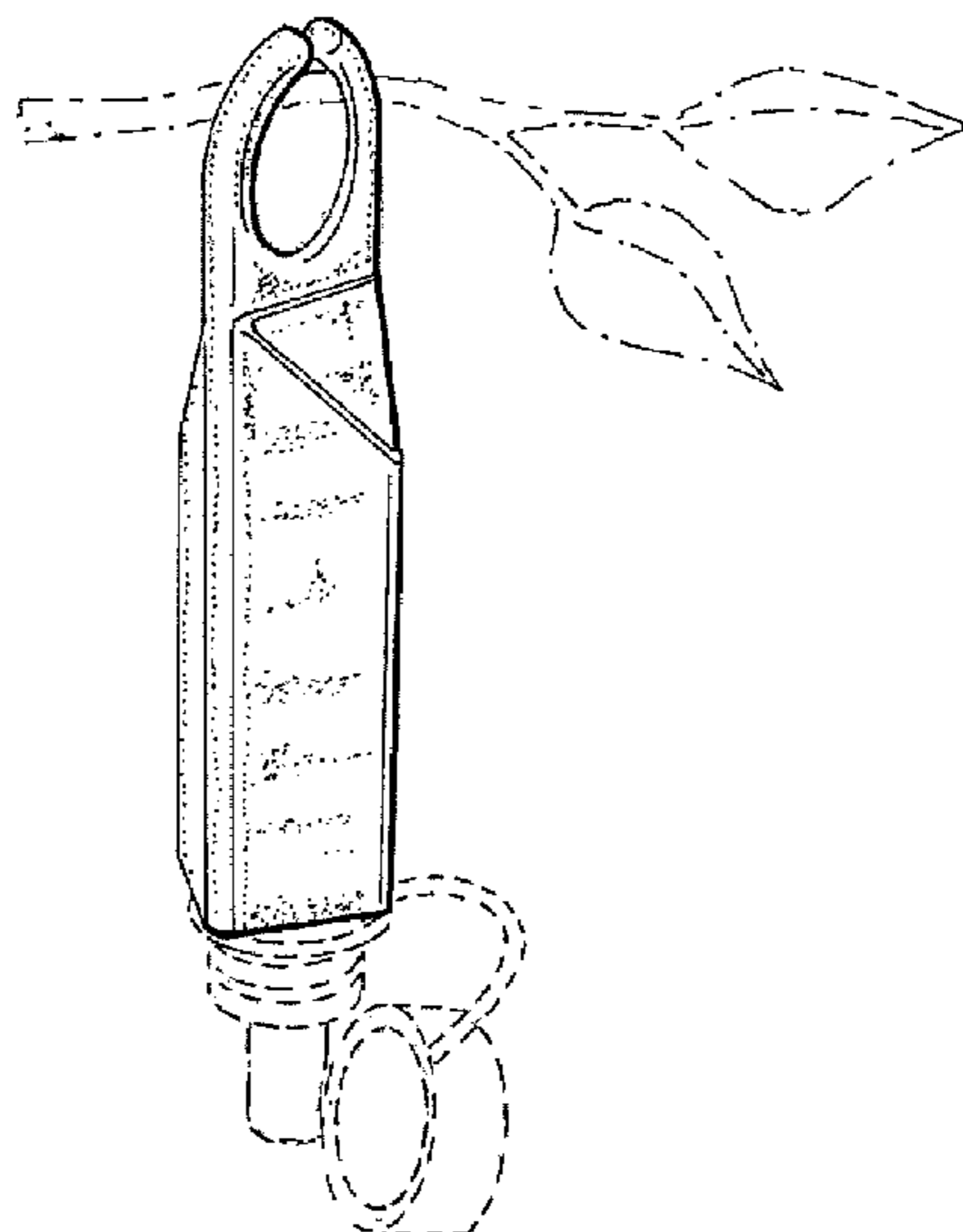
FIG. 3 is a front elevational view thereof, the rear elevational view being a mirror image;

FIG. 4, top plan view thereof; and,

FIG. 5 a bottom plan view thereof.

The broken lines of a tree branch, a pour spout with threads, and a cap shown in the drawings are included for the purpose of showing environmental structure that forms no part of the claimed design.

1 Claim, 1 Drawing Sheet



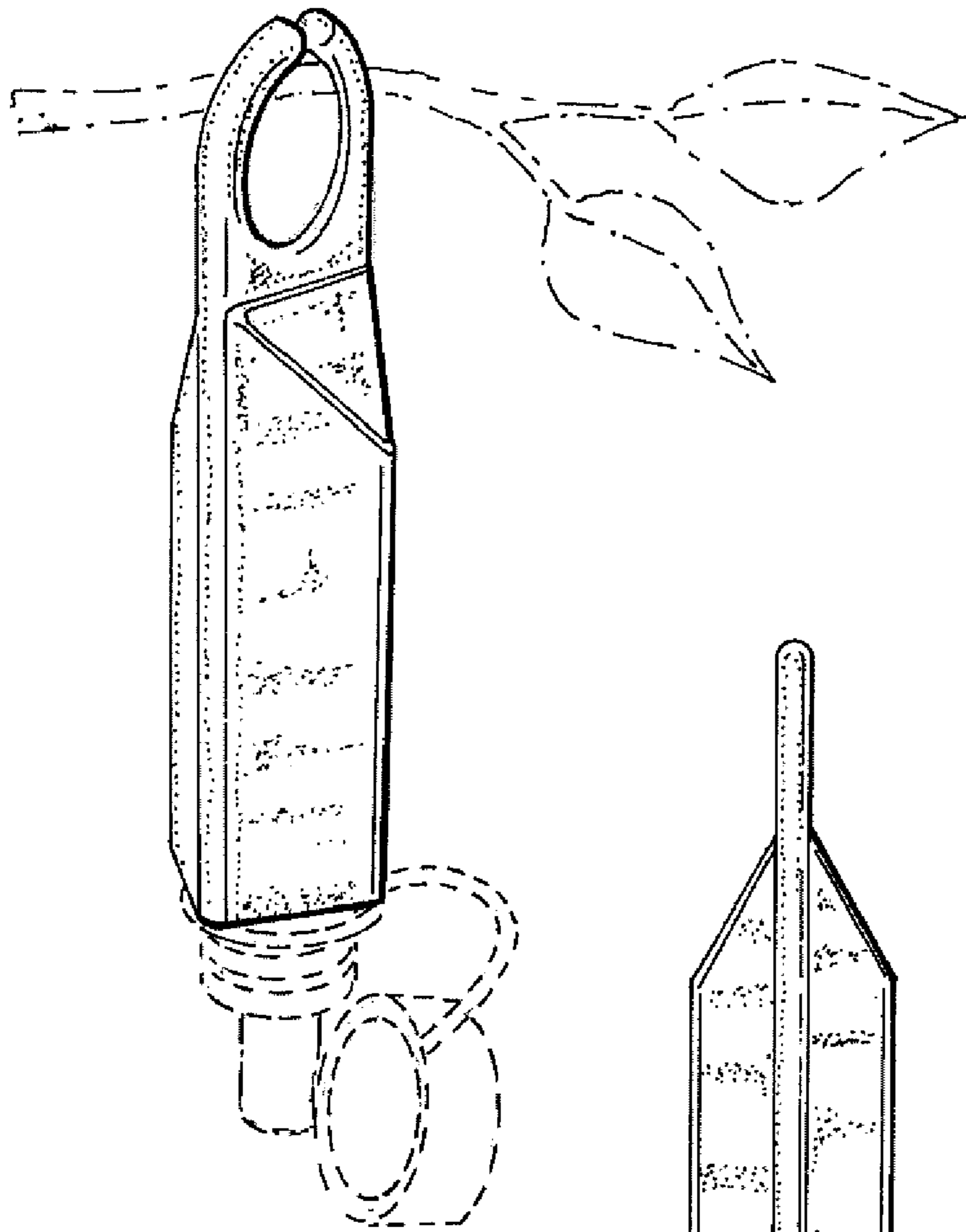


Fig. 1.

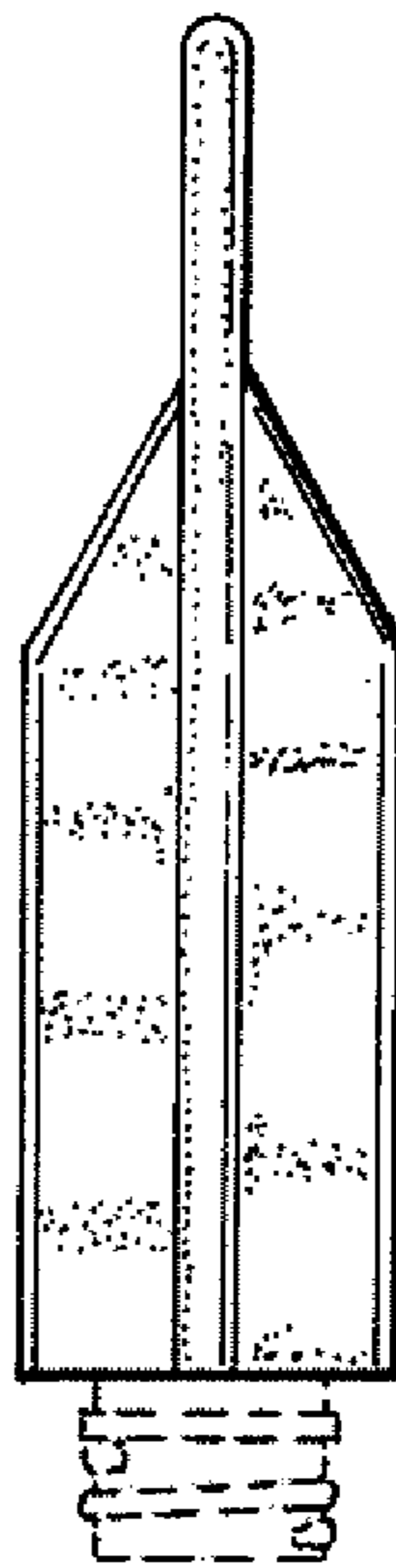


Fig. 2.

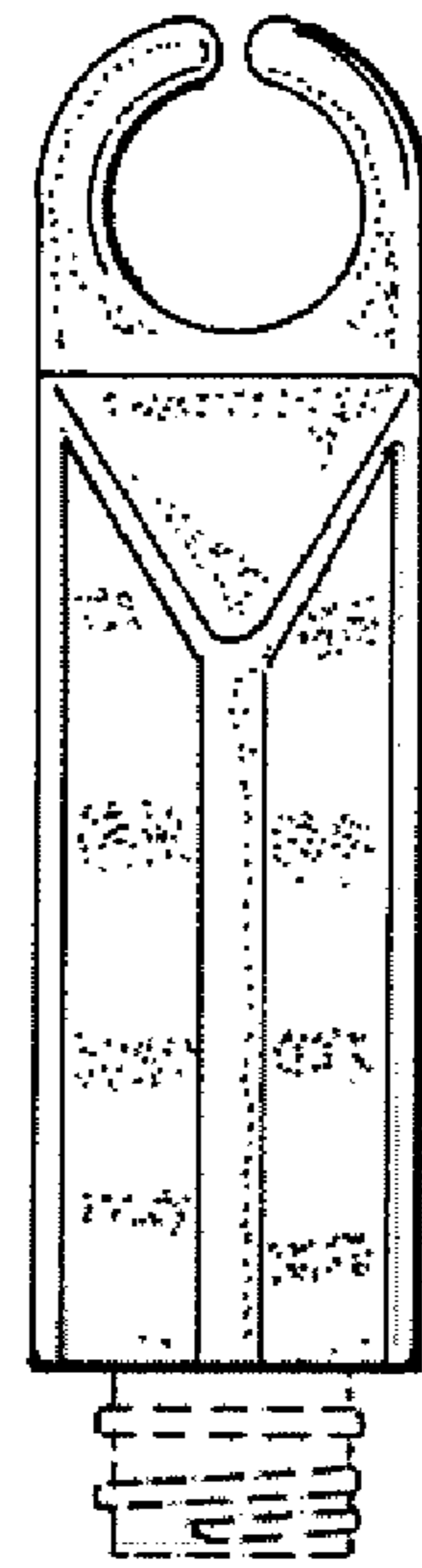


Fig. 3.

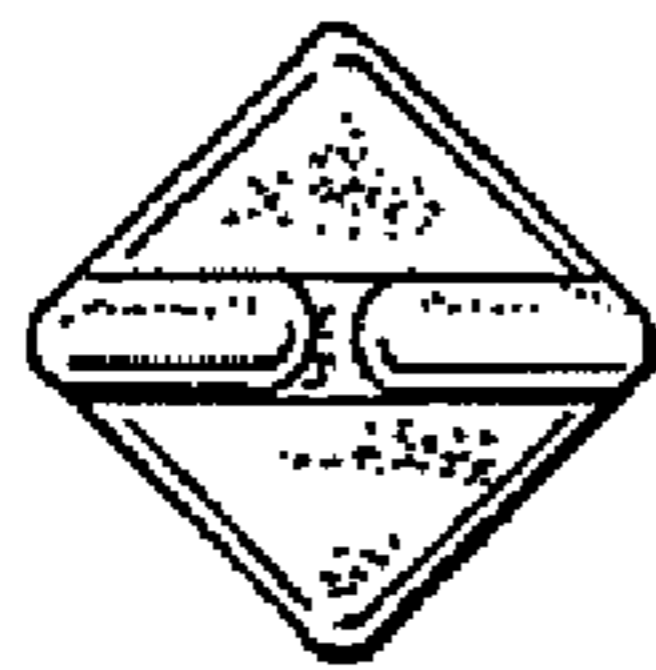


Fig. 4.



Fig. 5.