



US00D594334S

(12) **United States Design Patent**  
**Casey et al.**

(10) **Patent No.:** **US D594,334 S**  
(45) **Date of Patent:** **\*\* Jun. 16, 2009**

(54) **SIDE PORTION OF A CONTAINER**

(75) Inventors: **Elaine Casey**, New York, NY (US);  
**Bruce Cummings**, New York, NY (US);  
**John Lamb**, Pewsey (GB); **Corinne Elstow**, Marlborough (GB); **Sam Lucking**, Cheltenham (GB); **Jeffrey Mayers**, Ridgefield Park, NJ (US)

(73) Assignee: **Colgate-Palmolive Company** NY (US)

(\*\*) Term: **14 Years**

(21) Appl. No.: **29/324,715**

(22) Filed: **Sep. 18, 2008**

**Related U.S. Application Data**

(63) Continuation of application No. 29/320,250, filed on Jun. 24, 2008.

(51) **LOC (9) Cl.** ..... **09-01**

(52) **U.S. Cl.** ..... **D9/516; D9/542; D9/563; D9/565; D9/571**

(58) **Field of Classification Search** ..... **D9/682, D9/685-686, 693-694, 516, 521, 522, 529, D9/542-543, 549-552, 563-565, 574, 575; 215/379, 382-384; 220/660, 669, 675**  
See application file for complete search history.

(56) **References Cited**

**U.S. PATENT DOCUMENTS**

D196,815 S	11/1963	Campbell	
D207,510 S	4/1967	Roberts	
D207,800 S	5/1967	Roberts	
D207,921 S	6/1967	Sterges	
D210,271 S	2/1968	Sterges	
D211,002 S	5/1968	Vanderhyde	
D212,183 S	9/1968	Hileman	
D220,611 S *	5/1971	Hills	..... D9/542
D223,436 S	4/1972	Hills	
D228,382 S	9/1973	Sterges	
D229,544 S *	12/1973	Weckman	..... D9/542

D234,249 S	2/1975	Holzaepfel	
D256,431 S	8/1980	Campbell et al.	
D271,468 S	11/1983	Soos	
5,226,538 A *	7/1993	Roselle	..... 215/384 X
D337,948 S *	8/1993	Reif	..... D9/543
D347,792 S	6/1994	D'Amico	
D356,505 S	3/1995	Gonda et al.	
5,542,585 A *	8/1996	Peters et al.	..... 222/531
D388,330 S	12/1997	Zimmer	
D392,569 S	3/1998	Feen	
D399,431 S	10/1998	De Baschmakoff	
D404,307 S *	1/1999	Mohary et al.	..... D9/542 X
6,095,705 A *	8/2000	Phillips	..... 401/6
D435,098 S	12/2000	Kemmis et al.	
D440,159 S *	4/2001	Guislain	..... D9/543
D440,879 S *	4/2001	Cummings	..... D9/543
D457,439 S	5/2002	Meeker et al.	
D462,618 S	9/2002	Meeker et al.	
D463,981 S	10/2002	Crawford et al.	

(Continued)

*Primary Examiner*—Carol Rademaker

(74) *Attorney, Agent, or Firm*—Amy M. Fernandez

(57) **CLAIM**

The ornamental design for a side portion of a container, as shown and described.

**DESCRIPTION**

FIG. 1 is a perspective view of the side portion of a container of our design.

FIG. 2 is a front elevation view thereof.

FIG. 3 is a rear elevation view thereof.

FIG. 4 is a left side elevation view thereof.

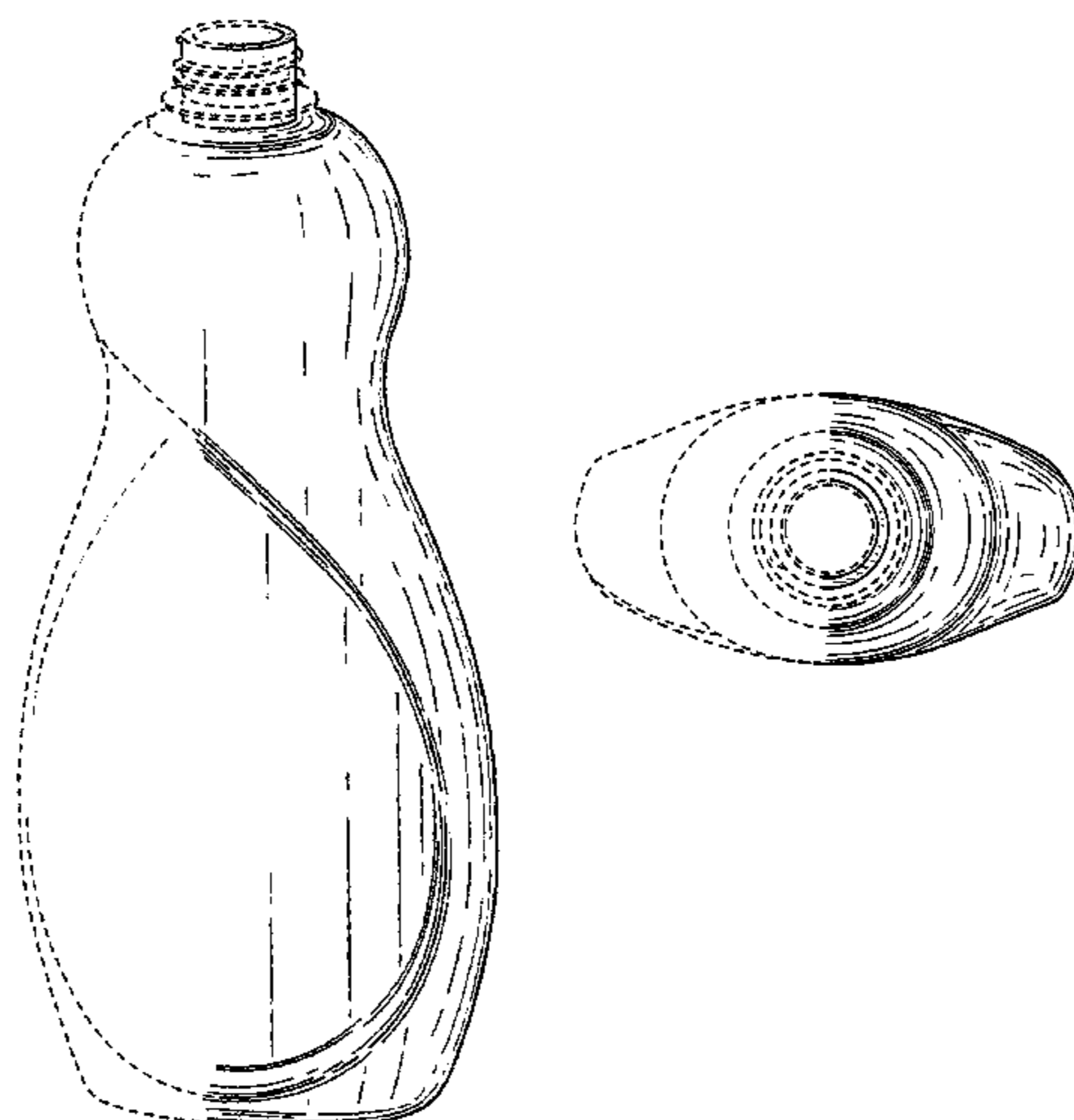
FIG. 5 is a right side elevation view thereof.

FIG. 6 is a top plan view thereof; and,

FIG. 7 is a bottom plan view thereof.

The broken lines shown in the drawing views are included for the purpose of showing environmental structure that forms no part of the claimed design.

**1 Claim, 6 Drawing Sheets**



# US D594,334 S

Page 2

---

## U.S. PATENT DOCUMENTS

D491,067 S	6/2004	Crawford	
D495,605 S *	9/2004	Crawford .....	D9/563 X
D497,108 S *	10/2004	Lund et al. ....	D9/550 X
D498,145 S *	11/2004	McLeish .....	D9/563
D510,033 S *	9/2005	McLeish .....	D9/563
D540,680 S	4/2007	Perry et al.	
D541,660 S *	5/2007	Mayers .....	D9/574 X
D547,187 S *	7/2007	Floyd et al. ....	D9/516
D558,590 S *	1/2008	Cowan-Hughes et al. ....	D9/682
D567,096 S *	4/2008	Toh .....	D9/542
D568,170 S *	5/2008	Prini .....	D9/542 X
D573,882 S *	7/2008	Toh .....	D9/516
D581,284 S *	11/2008	Mayers .....	D9/565 X

\* cited by examiner

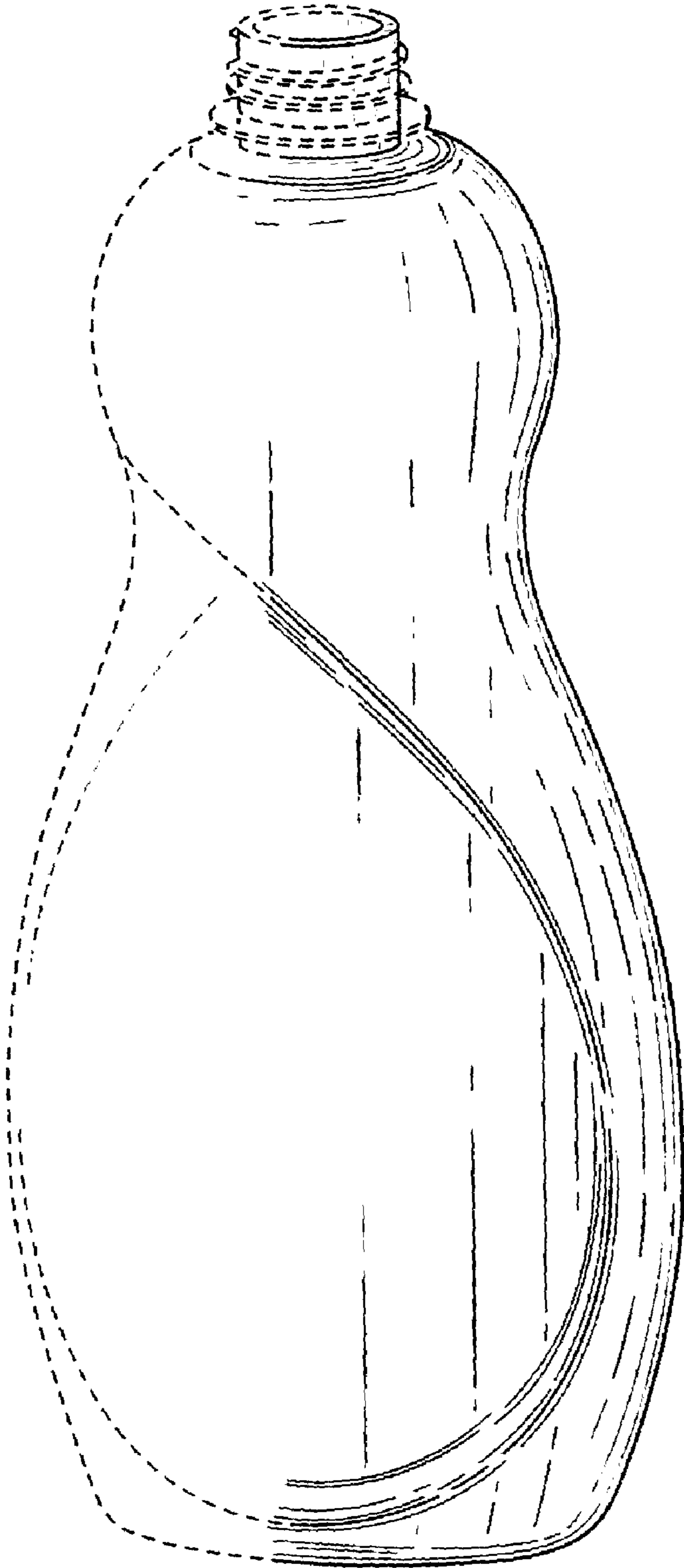


FIG. 1

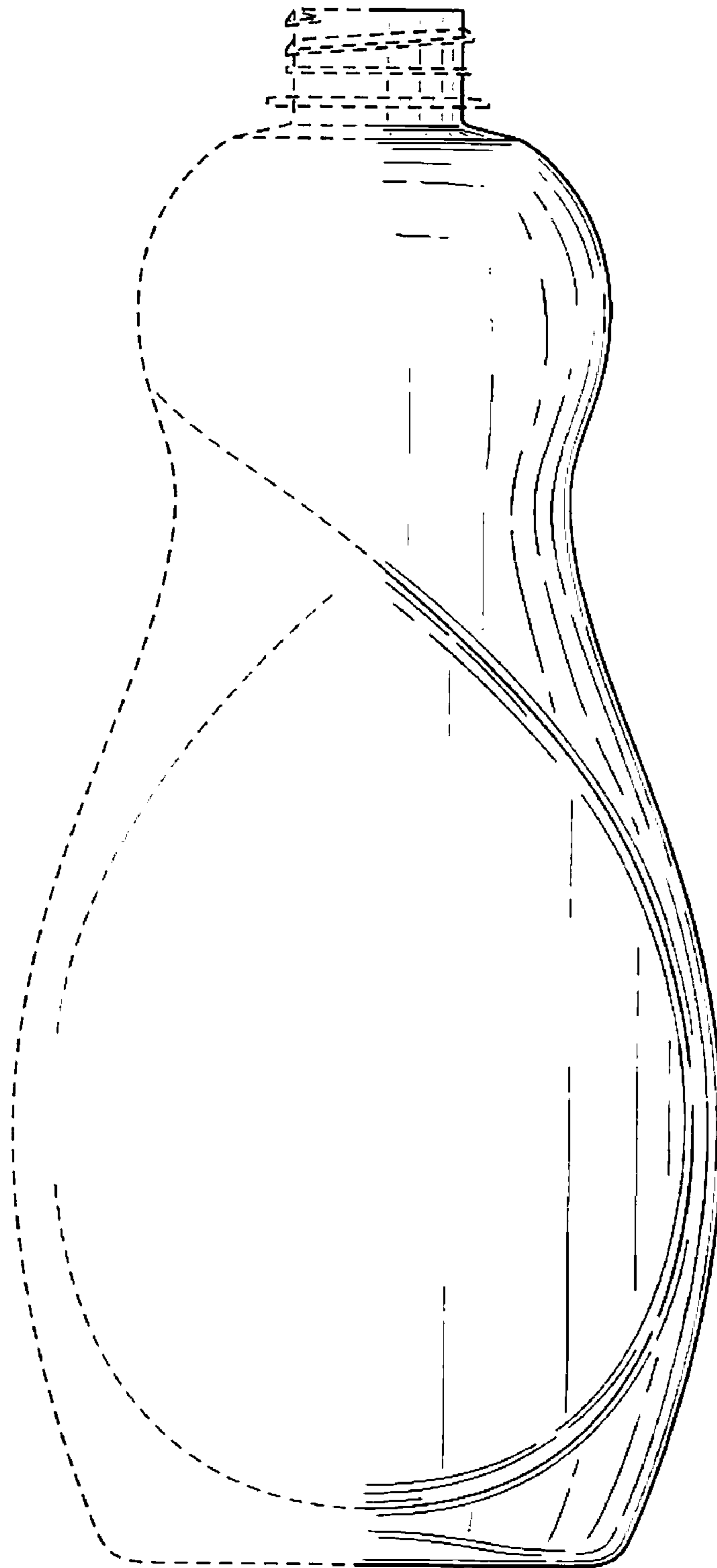


FIG. 2

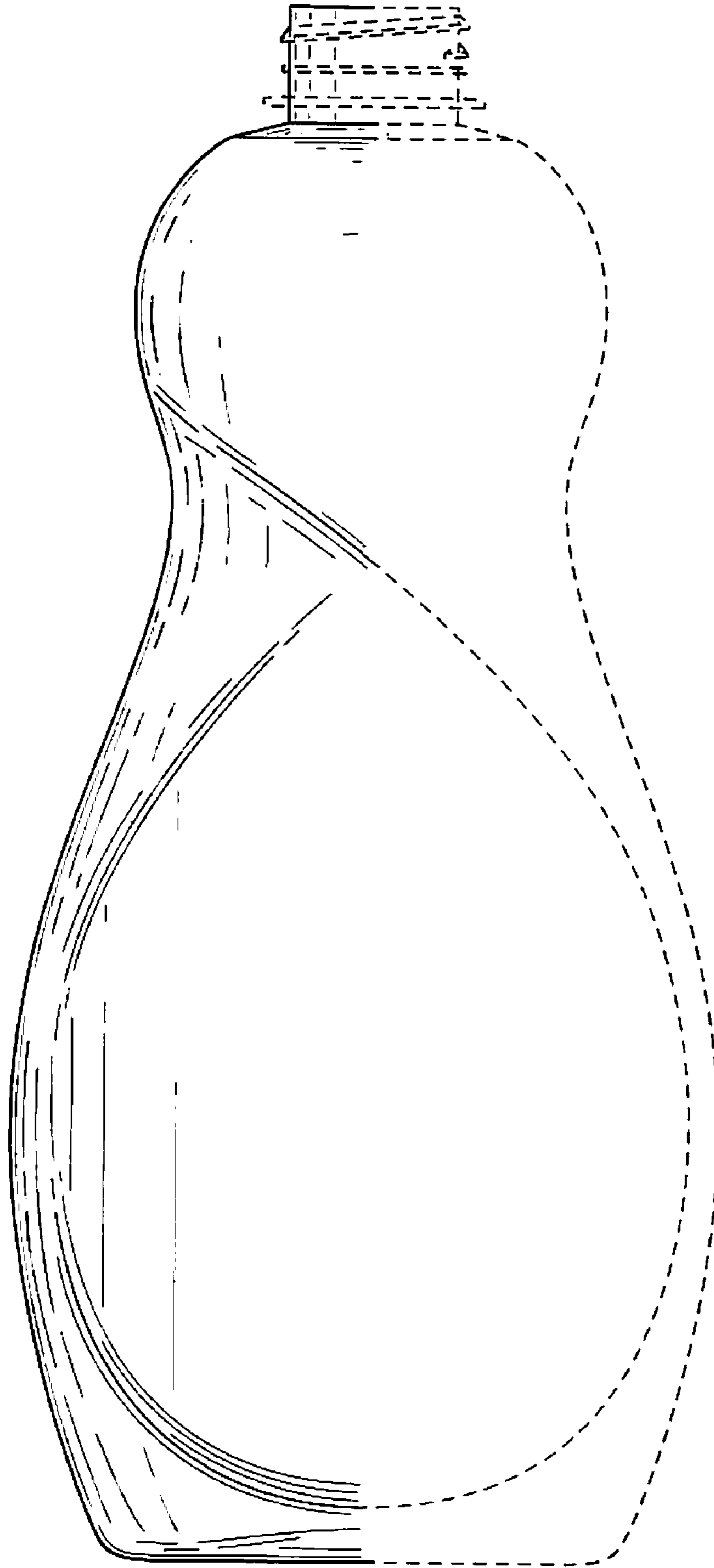


FIG. 3

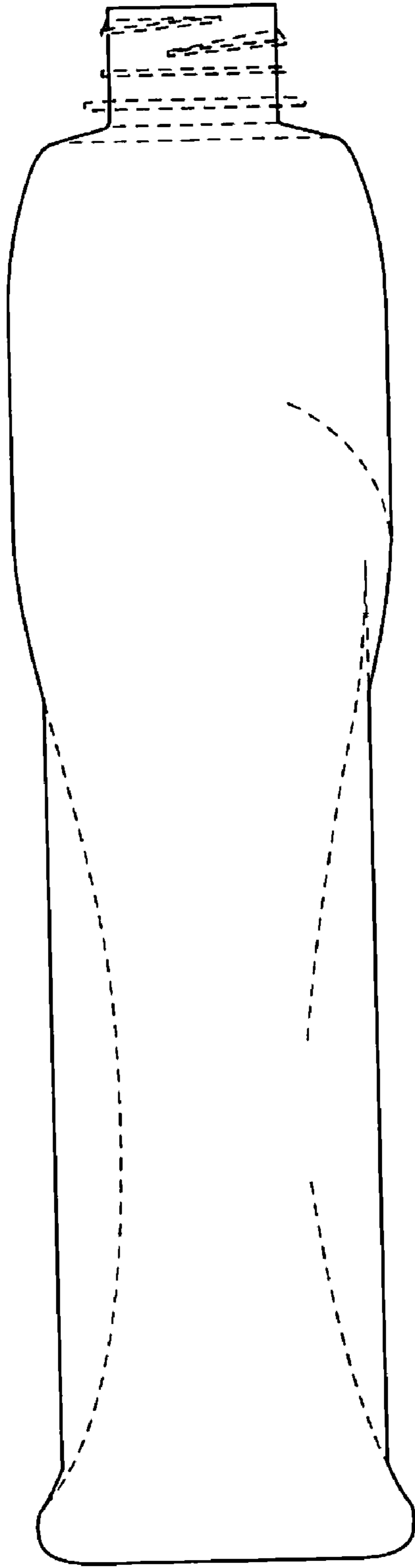


FIG. 4

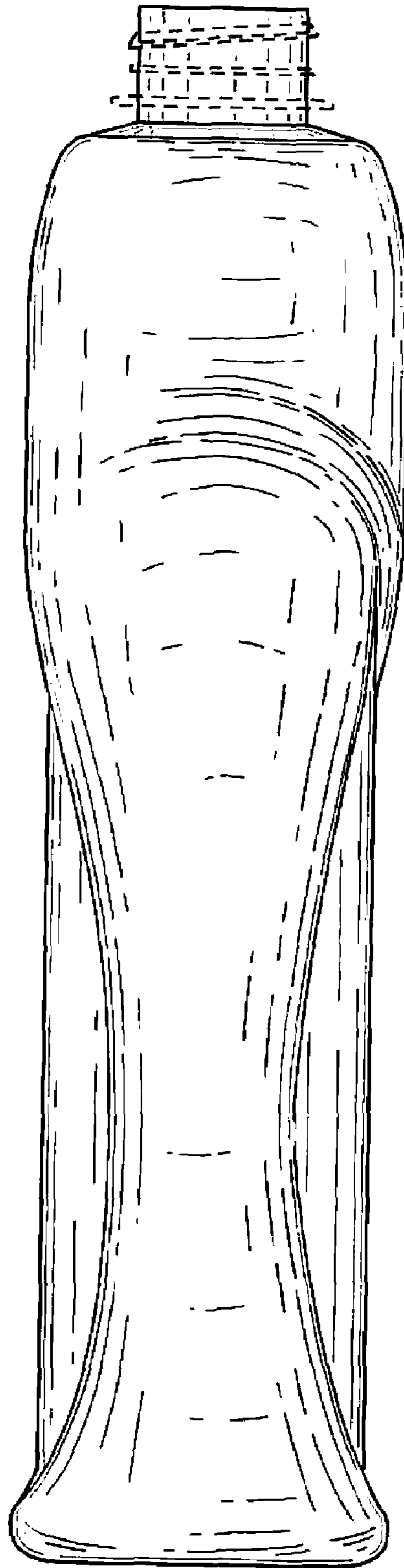


FIG. 5

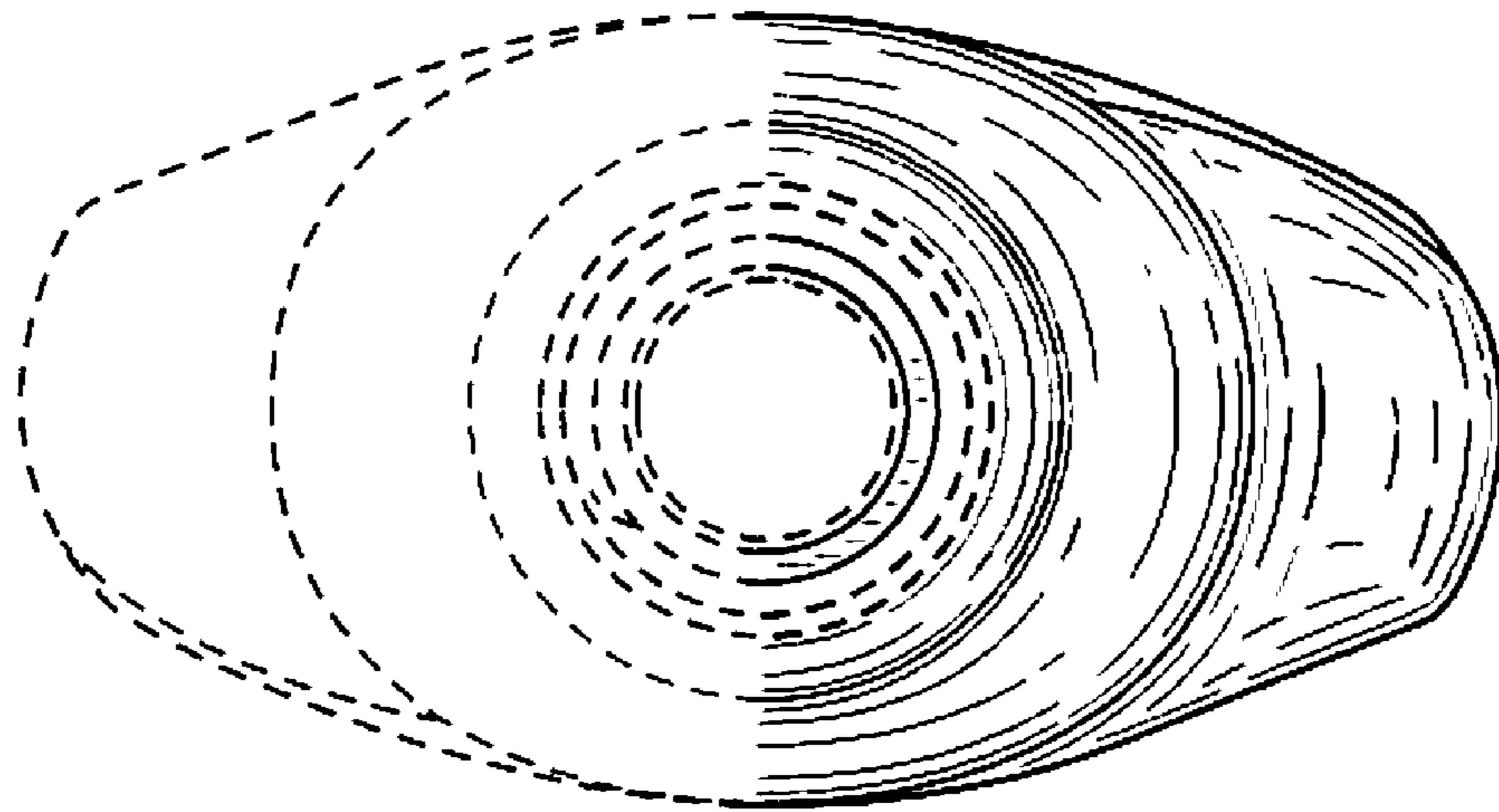


FIG. 6

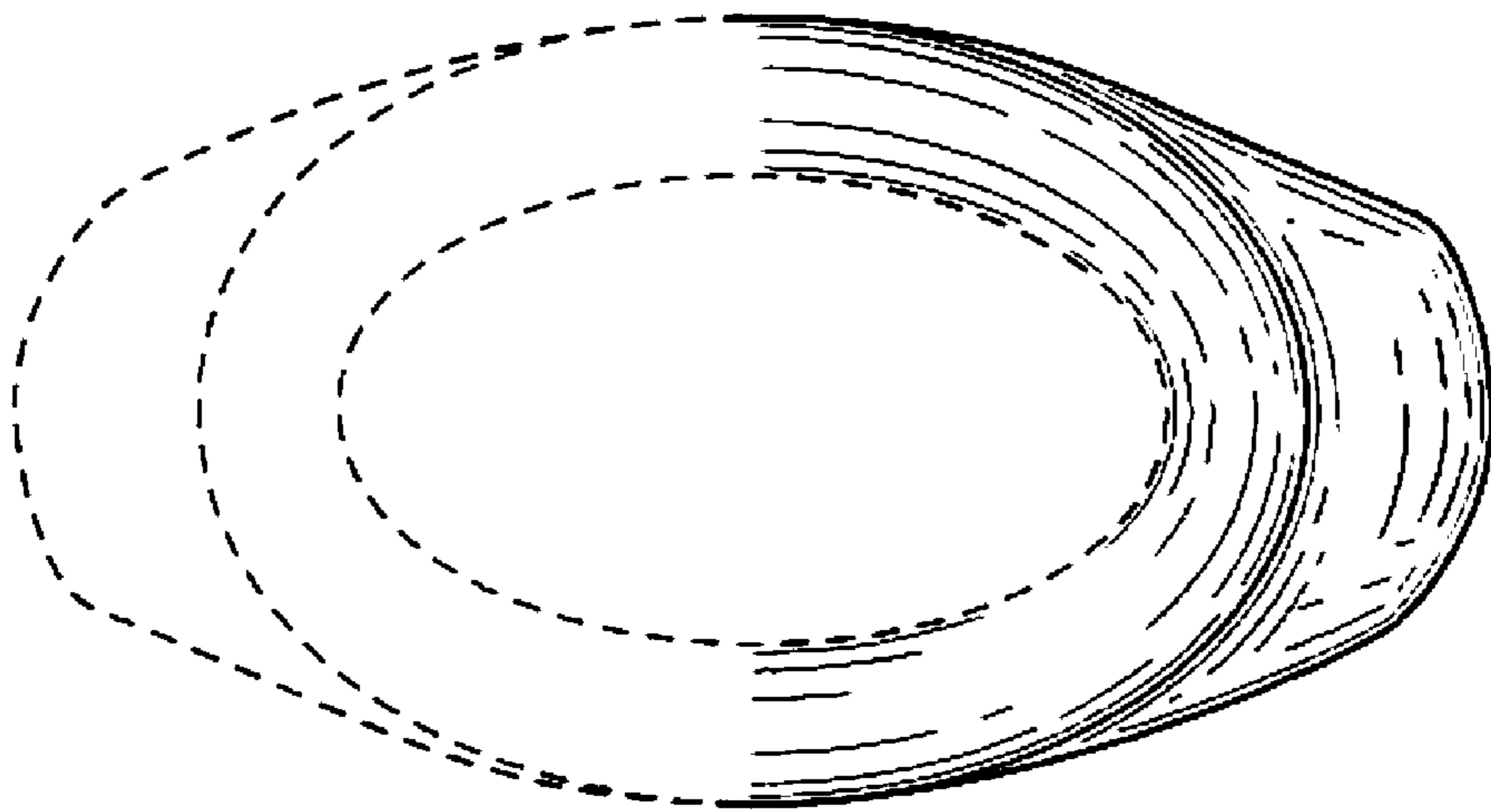


FIG. 7