



US00D594332S

(12) **United States Design Patent**
Nerubay

(10) **Patent No.:** **US D594,332 S**
(45) **Date of Patent:** **** Jun. 16, 2009**

(54) **BOTTLE**

(75) Inventor: **Ben Nerubay**, Tel-Aviv (IL)

(73) Assignee: **Micro Finance Investment AG**, Pfaffikon (CH)

(**) Term: **14 Years**

(21) Appl. No.: **29/290,810**

(22) Filed: **Jan. 16, 2008**

(30) **Foreign Application Priority Data**

Dec. 11, 2007 (IL) 45179

(51) **LOC (9) Cl.** **09-01**

(52) **U.S. Cl.** **D9/501; D9/502; D9/504; D9/517; D9/521**

(58) **Field of Classification Search** D9/682, D9/686, 688, 689, 715, 719, 723-728, 737-746, D9/756, 500-504, 516-575, 434-436, 443, D9/446; D3/200-203.8, 208, 212, 215, 229, D3/302; D7/510, 511, 608; 215/306, 395, 215/399, 379-385; 220/212.5, 608, 623, 220/669-675, 375, 754, 769, 915.1
See application file for complete search history.

(56) **References Cited**

U.S. PATENT DOCUMENTS

- D129,716 S * 9/1941 Trolsen D3/208
- D155,031 S * 8/1949 Patterson D9/521
- 2,826,297 A * 3/1958 Hein, Jr. 206/572
- 3,567,085 A * 3/1971 Flores 224/604
- D230,954 S * 3/1974 Gregorietti D9/504
- D231,616 S * 5/1974 Hildebrant et al. D24/224
- D238,750 S * 2/1976 Coffy D9/500
- D261,105 S * 10/1981 Schwartz D9/504

- D262,497 S * 1/1982 Chan D3/229
- D279,827 S * 7/1985 Buchet D28/85
- D309,237 S * 7/1990 Kobayashi et al. D7/608
- D314,843 S * 2/1991 Kamali D28/91.1
- D365,020 S * 12/1995 Dinand D9/689
- D378,733 S * 4/1997 Asaff et al. D9/521
- D390,002 S * 2/1998 Brizard D3/229
- D484,794 S * 1/2004 Geardino et al. D9/726
- D500,231 S * 12/2004 Ward et al. D7/608
- D516,923 S * 3/2006 Moore D9/682
- D539,265 S * 3/2007 Tompkins et al. D14/191
- D571,044 S * 6/2008 Conte et al. D28/66

FOREIGN PATENT DOCUMENTS

- GB 2017727 * 3/1993
- GB 2050079 * 9/1996

* cited by examiner

Primary Examiner—Catherine Tuttle

(57) **CLAIM**

The ornamental design for a bottle, as shown and described.

DESCRIPTION

FIG. 1 is a perspective view of the first embodiment of the bottle showing my new design, which is identical in all respects to the second embodiment except for the transparency of the cap;

FIG. 2 is a perspective view showing the second embodiment of my bottle design, the cap being opaque;

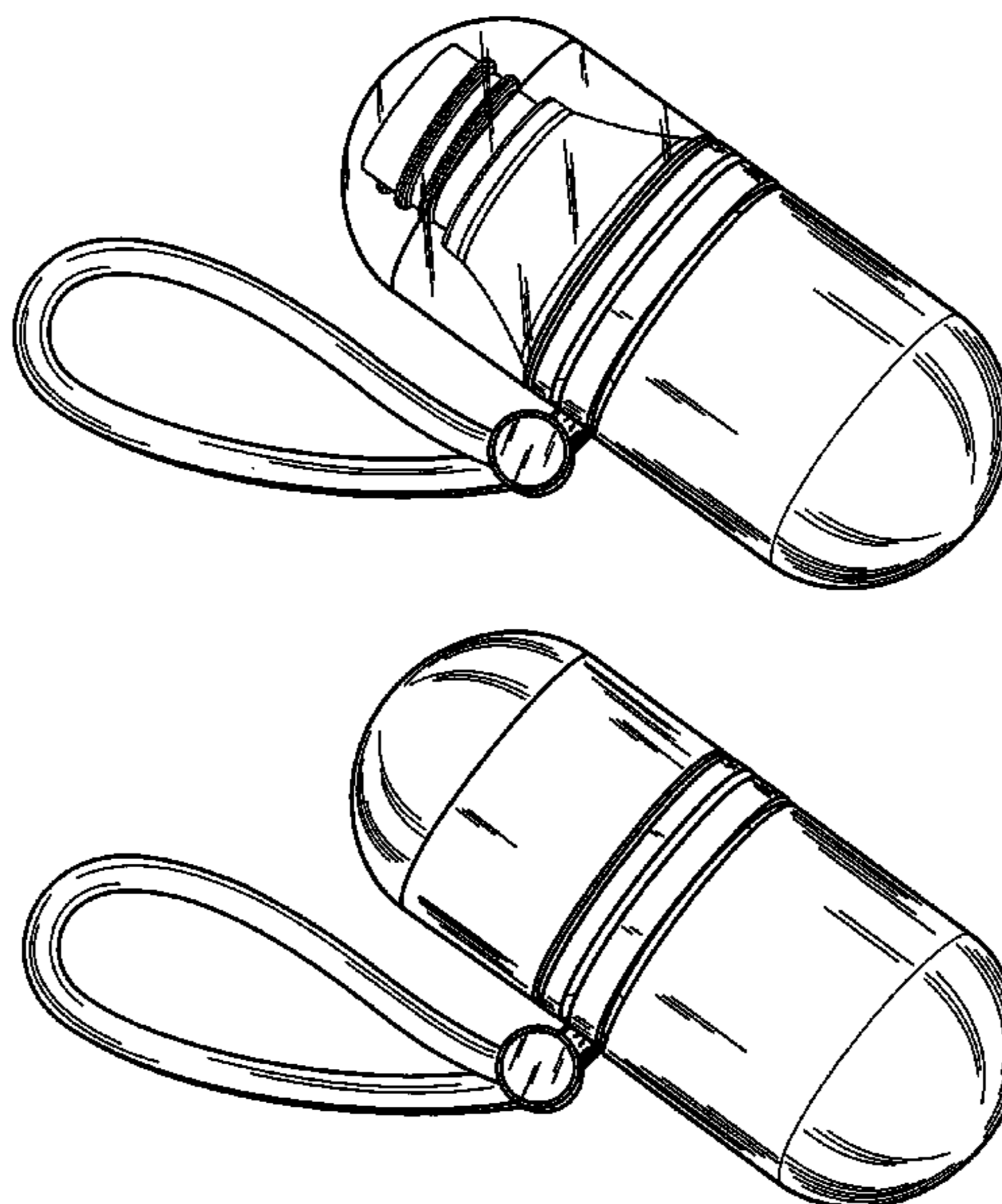
FIG. 3 is a front view of the second embodiment;

FIG. 4 is an exploded perspective view of the second embodiment;

FIG. 5 is a top view of the second embodiment; and,

FIG. 6 is a bottom view of the second embodiment.

1 Claim, 6 Drawing Sheets



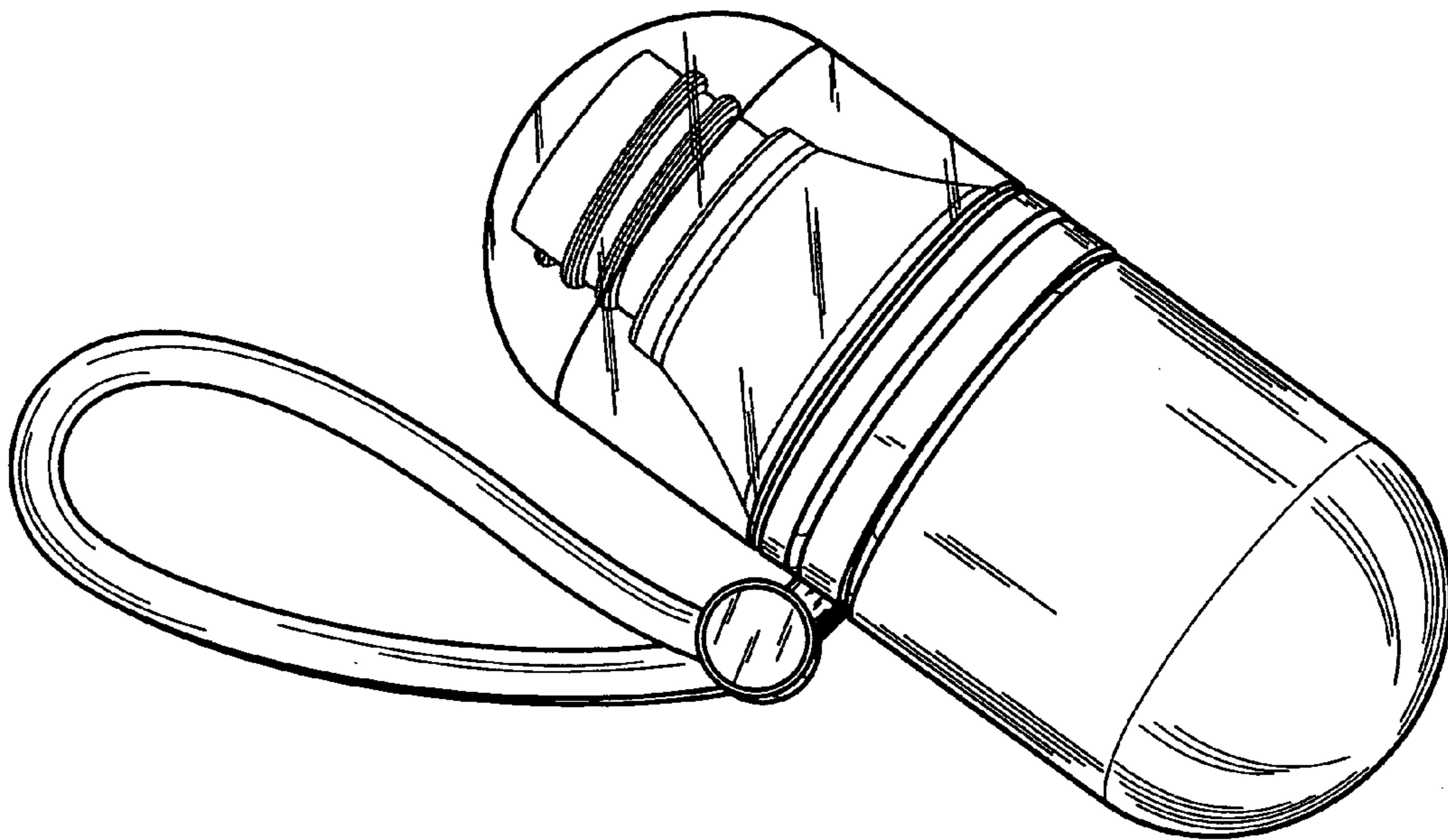


FIG. 1

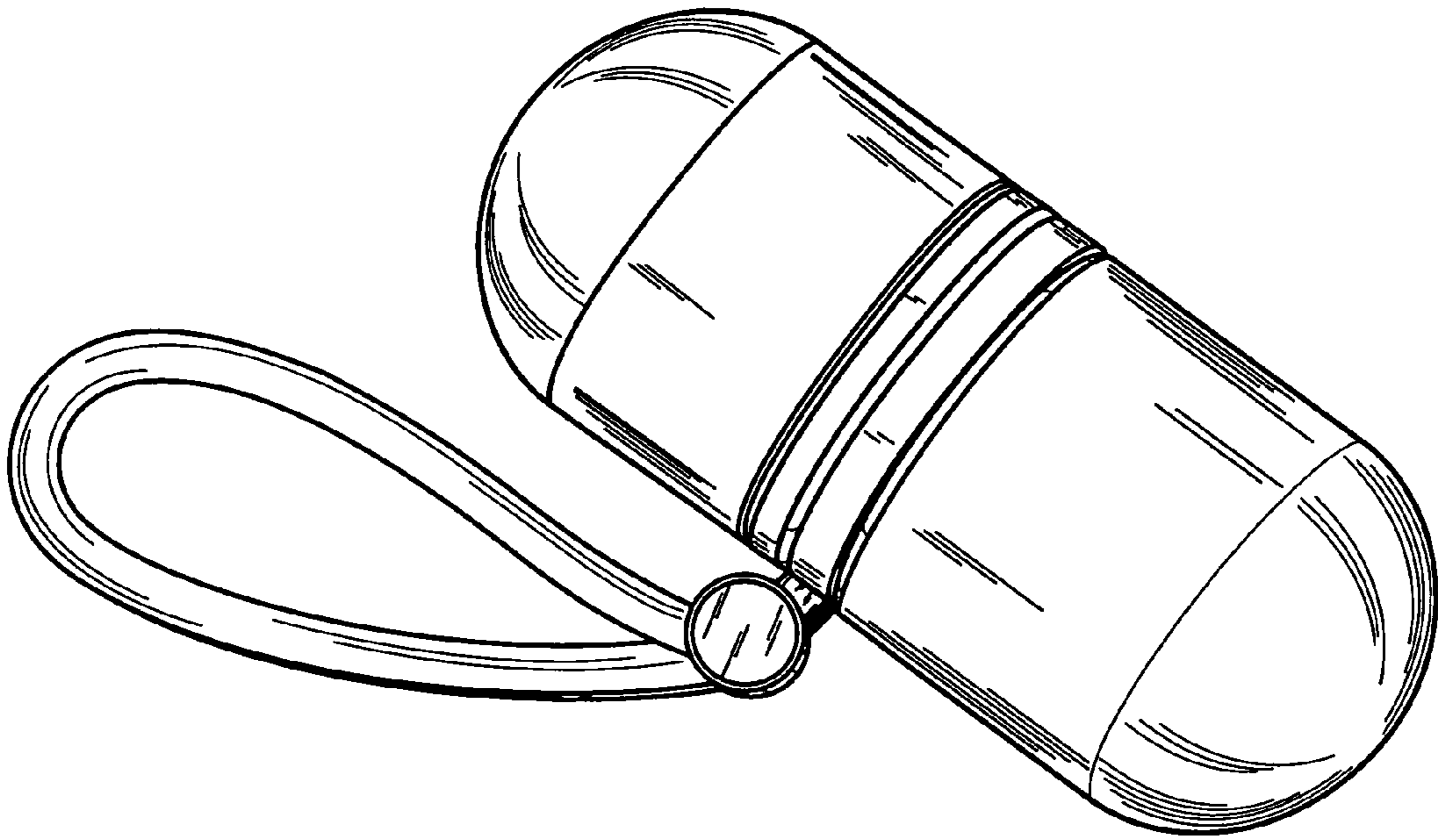


FIG. 2

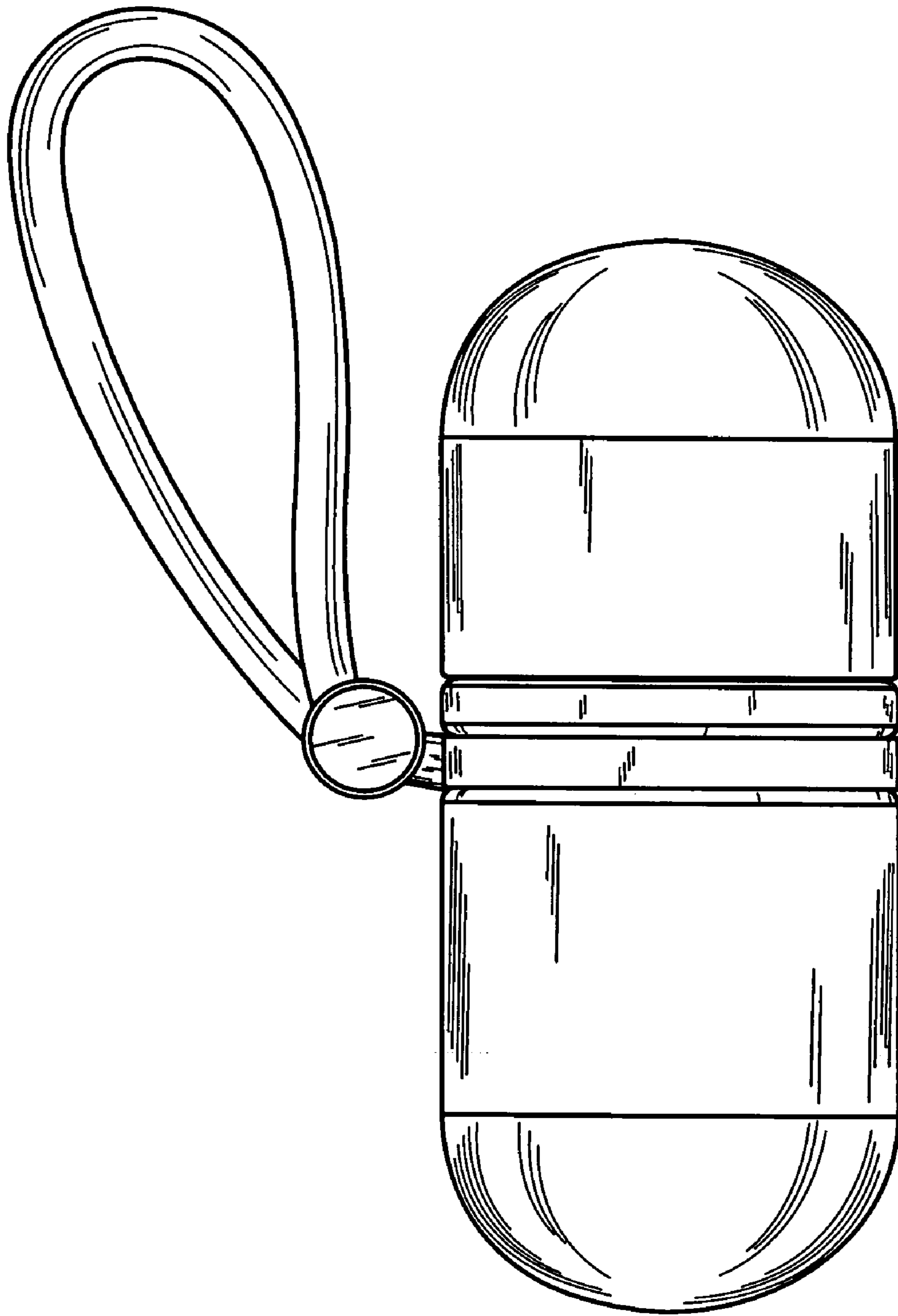


FIG. 3

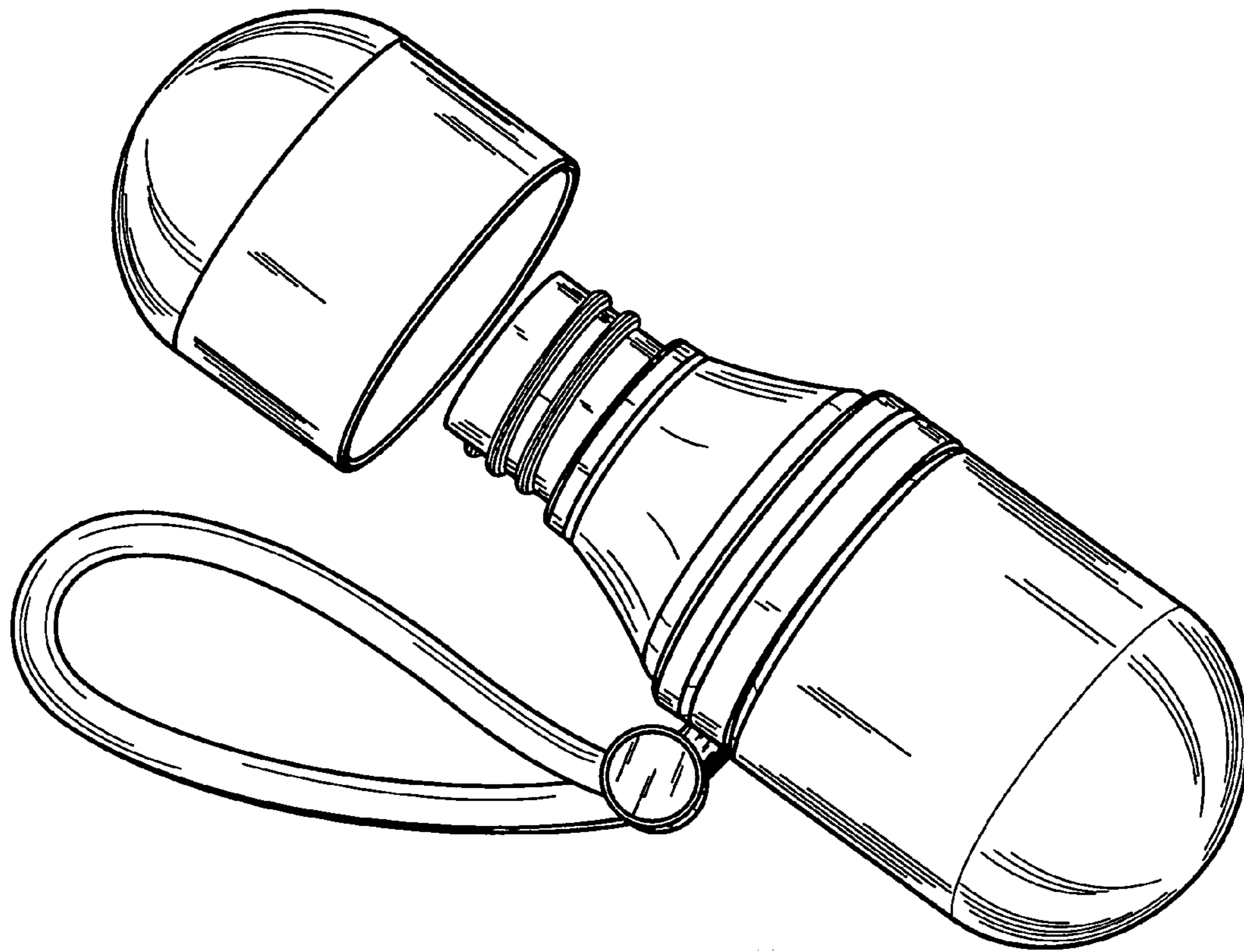


FIG. 4

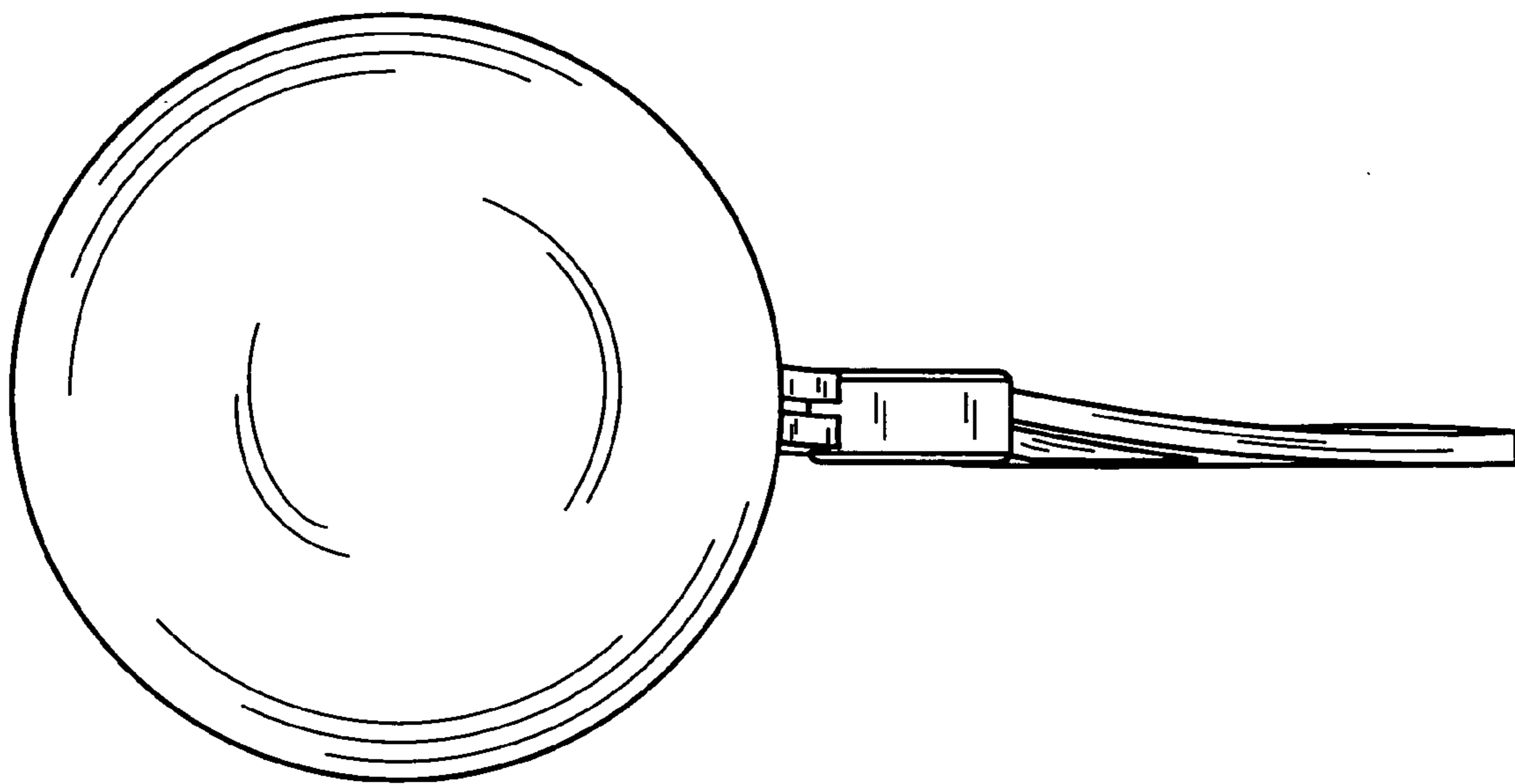


FIG. 6

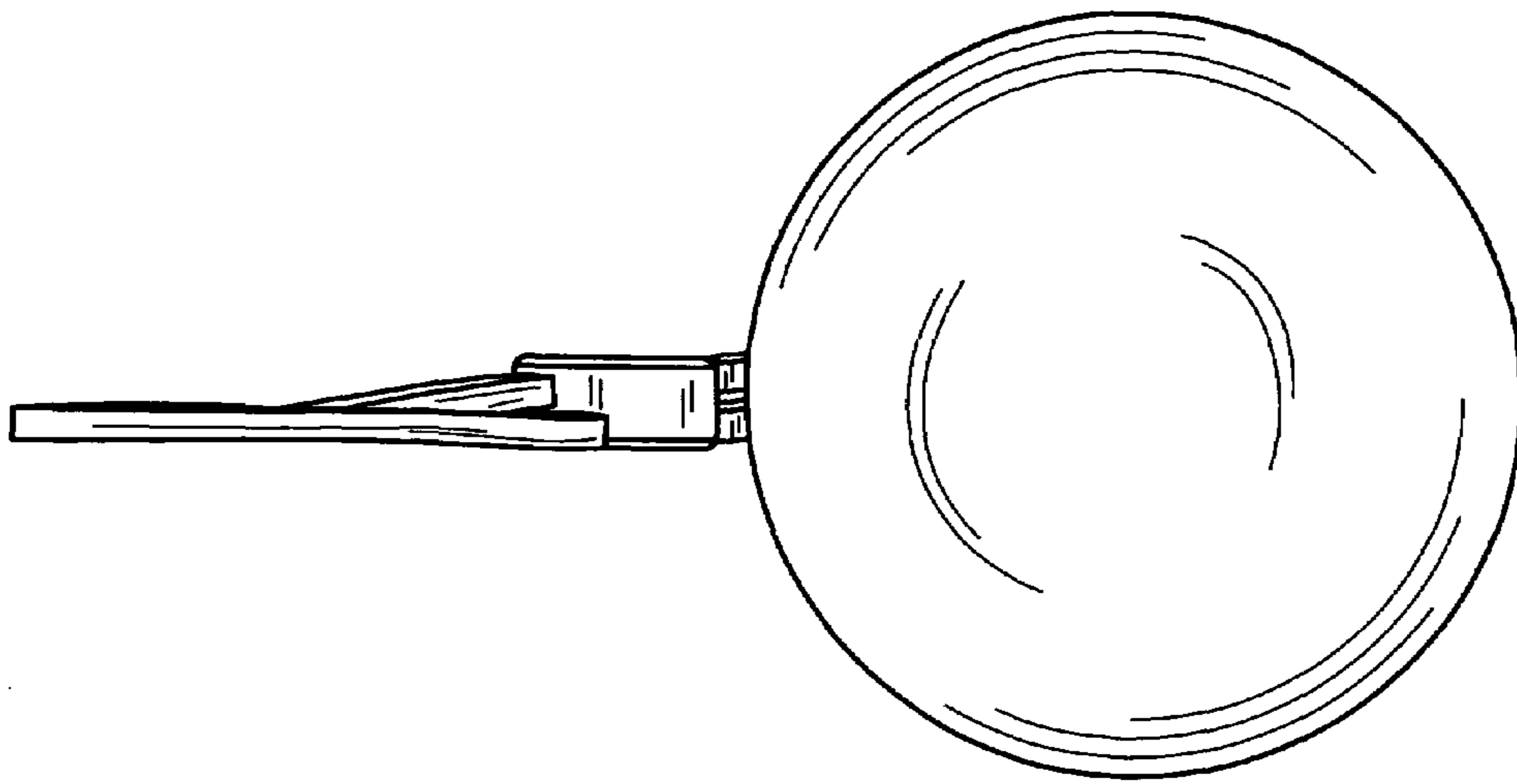


FIG. 5