

US00D594330S

(12) **United States Design Patent**
Della Bordella et al.

(10) **Patent No.:** **US D594,330 S**
(45) **Date of Patent:** **** Jun. 16, 2009**

(54) **PRODUCT DISPLAY DEVICE**

(75) Inventors: **Paolo Della Bordella**, Reno, NV (US);
Richard Swan, Reno, NV (US)

(73) Assignee: **Swan Enterprises, Inc.**, Reno, NV (US)

(**) Term: **14 Years**

(21) Appl. No.: **29/283,759**

(22) Filed: **Aug. 22, 2007**

(51) **LOC (9) Cl.** **09-03**

(52) **U.S. Cl.** **D9/457; D9/415**

(58) **Field of Classification Search** D0/722,
D0/433, 418, 457, 456, 600, 624, 414, 415,
D0/434, 715; 206/45.28, 45.29, 292, 438,
206/440, 525.1, 822, 297, 299, 461, 471,
206/806

See application file for complete search history.

(56) **References Cited**

U.S. PATENT DOCUMENTS

D5,413 S *	12/1871	Hall	D9/457
D255,328 S *	6/1980	Carroll	D9/722
D383,676 S *	9/1997	Koenig	D9/457
D449,992 S *	11/2001	Blackburn	D9/457
D461,128 S *	8/2002	Kardush	D9/457
D461,409 S *	8/2002	Kardush	D9/457
D472,468 S *	4/2003	Kardush	D9/457
D520,876 S *	5/2006	Steidle	D9/457

D544,794 S *	6/2007	White	D9/457
D551,551 S *	9/2007	Woolery	D9/457
D570,679 S *	6/2008	Emery	D9/415
D572,147 S *	7/2008	Della Bordella et al.	D9/722

* cited by examiner

Primary Examiner—Stella M Reid

Assistant Examiner—Mark A Goodwin

(74) *Attorney, Agent, or Firm*—Holland & Hart LLP

(57) **CLAIM**

The ornamental design for a product display device, as shown and described.

DESCRIPTION

FIG. 1 is a front perspective view of a product display device showing our new design;

FIG. 2 is a front elevational view thereof;

FIG. 3 is a right side elevational view thereof;

FIG. 4 is a left side elevational view thereof;

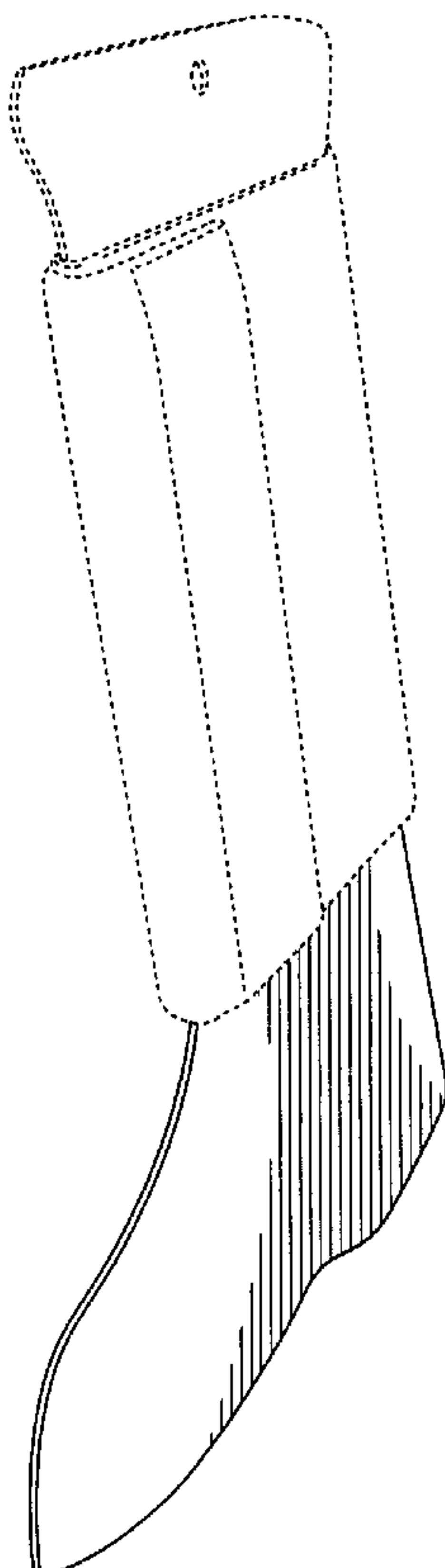
FIG. 5 is a bottom plan view thereof;

FIG. 6 is a top plan view thereof; and,

FIG. 7 is a back side elevational view thereof.

The broken line showing of the top portion of the product display device and the product, is included for the purpose of illustrating environmental structure and forms no part of the claimed design.

1 Claim, 5 Drawing Sheets



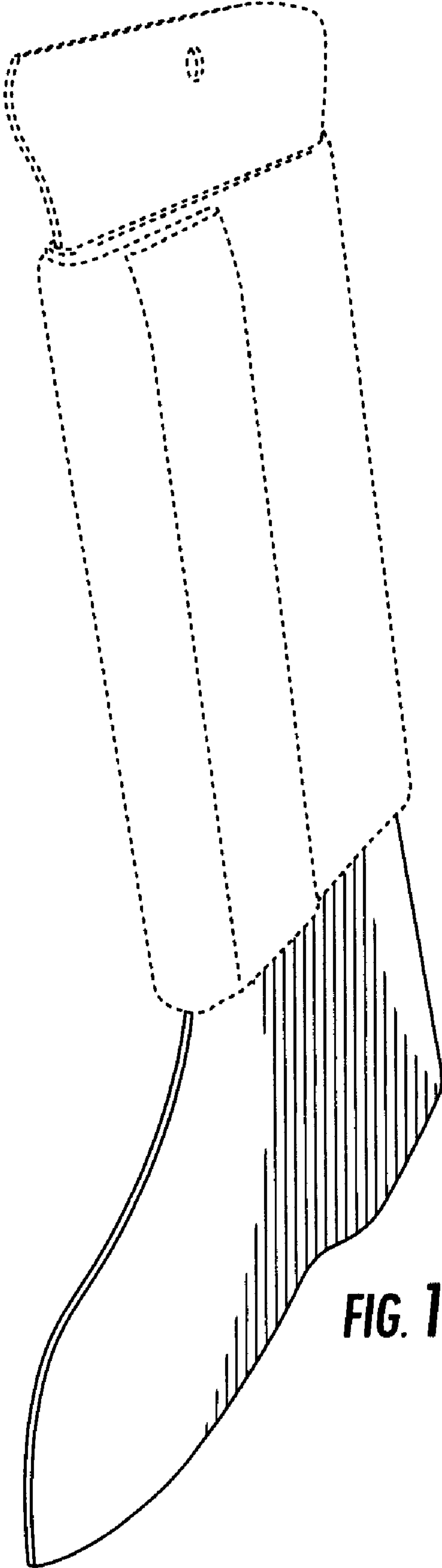


FIG. 1

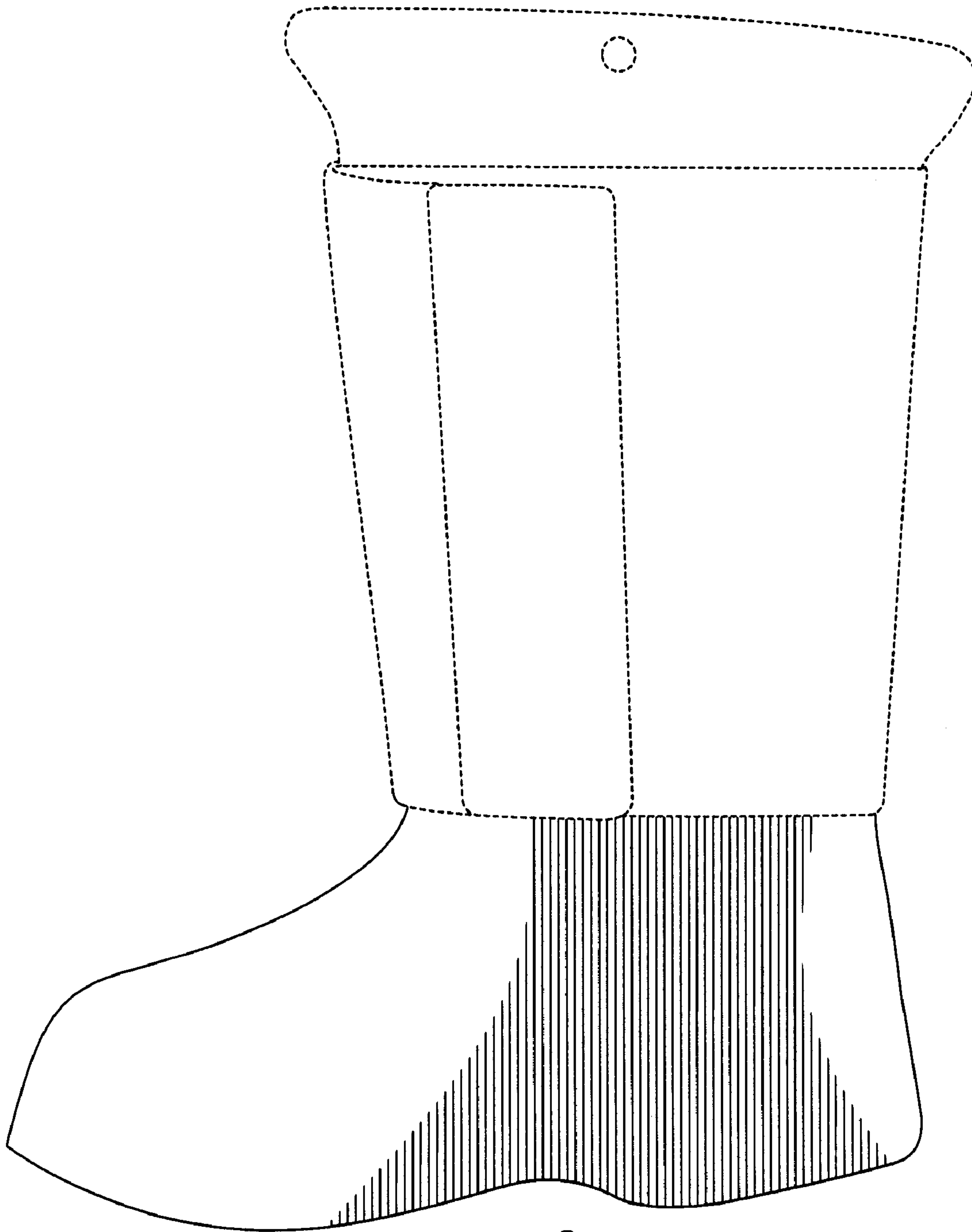


FIG. 2




FIG. 3

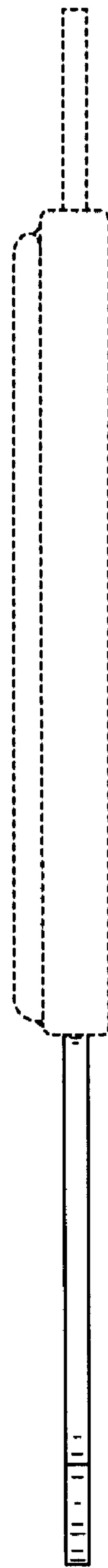


FIG. 4




FIG. 5

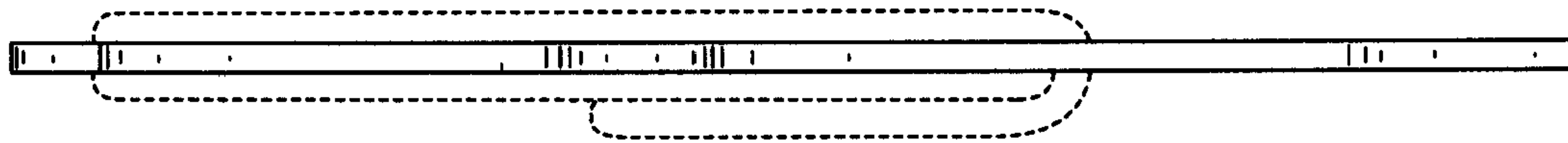


FIG. 6

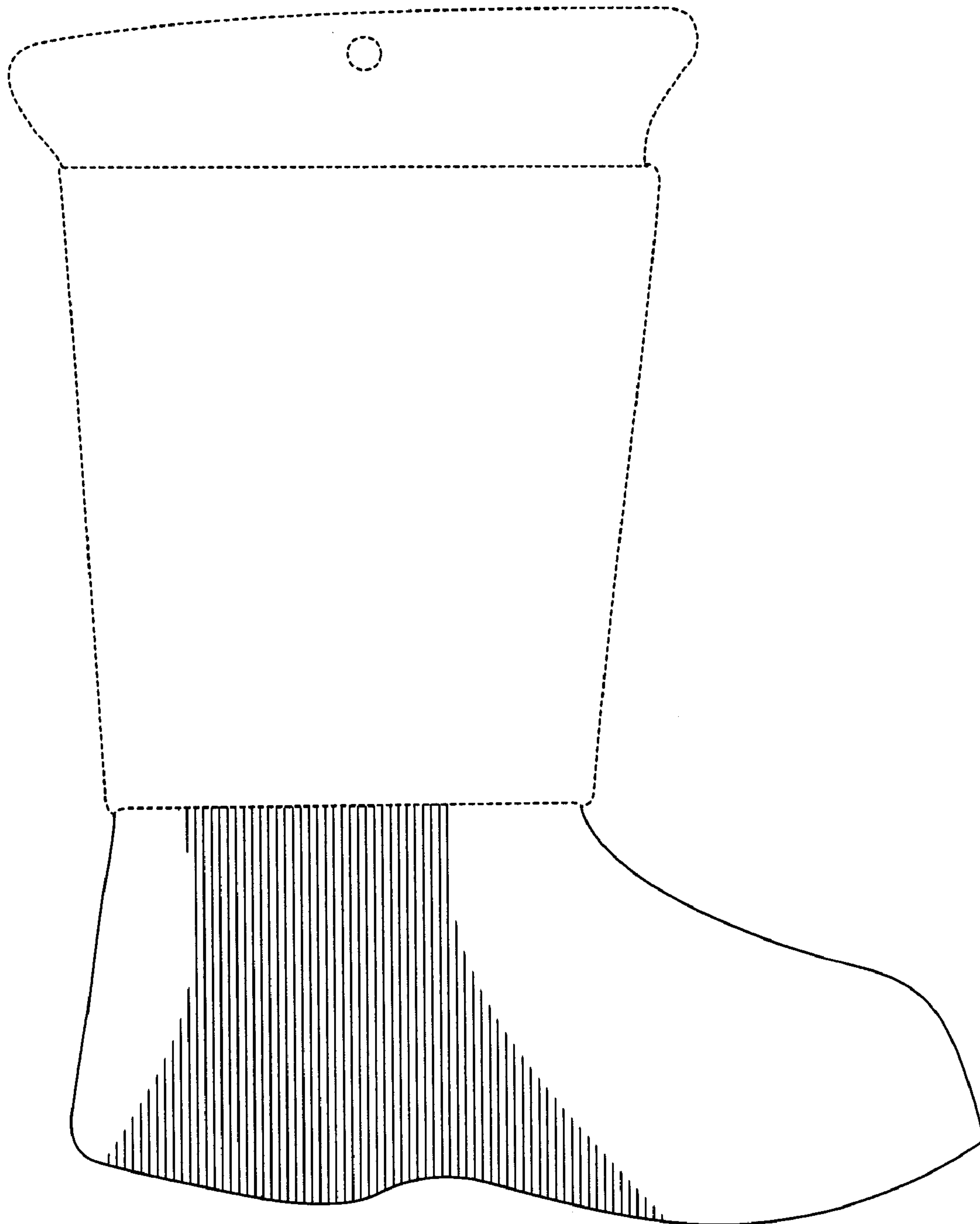


FIG. 7